




SACRAMENTO
STATE

Course Change Proposal Form A



Academic Group (College): Art & Letters	Academic Organization (Department): Design	Date: October 27, 2006
Type of Course Proposal: New ___ Change <u>X</u> Deletion ___	Department Chair: Andrew Anker	Submitted by: Sharmon Goff
Does this course fulfill a requirement for single-subject or multiple subject credential students? Yes ___ No <u>X</u>	For Catalog Copy: Yes <u>X</u> No ___ CCE: Yes ___ No <u>X</u>	Semester Effective: Fall ___ Spring <u>X</u> , 2006 ___

This course replaces experimental course Subject Area (prefix) and Catalog Number (course number):	
This Catalog Number (course number) is being replaced:	

Change from:

Subject Area (prefix) & Catalog No. (course no.): Phot 138	Title: Basic Color	Units: 3 units
--	------------------------------	--------------------------

Change to:

Subject Area (prefix) & Catalog No. (course no.): Phot 138	Title: Color Photography A	Units: 3 units
--	--------------------------------------	--------------------------

JUSTIFICATION:
The course change reflects changes in photographic technology. While discussion of color theory, both technical and visual will remain a part of the course curriculum, digital rather than film-based materials will be emphasized in lectures and activities.

NEW COURSE DESCRIPTION: (Not to exceed 80 words, and language should conform to catalog copy. See <http://www.csus.edu/acaf/univmanual/crspsl.htm> - Guidelines for Catalog Course Description)

PHOT 138. Color Photography A. Explores the theory and practice of color photographic vision, as applied to digital and film-based materials. Lecture topics will include: color theory, photographic optics, macro photography, visual concepts for multi-image presentation, color temperature and white balance, and color and photographic vision. Students will present a final portfolio of images and program their own still images into a finished visual and audio presentation.
Lecture two hours; laboratory two hours.
Prerequisite: PHOT 11 or equivalent. 3 units.

Note:

Prerequisite: Photo 11 Intro. To Digital Imaging

Corequisite:

CAN (California Articulation Number):

Graded: Letter ___X___ Credit/No Credit ___	Instructor Approval Required? Yes ___ No <u>X</u>
--	--

Course Classification (e.g., lecture, lab, seminar, discussion): C 4-13	Title for SIS+/CMS (not more than 30 characters) Intro. to Color Photography
---	--

Cross Listed? Yes ___ No <u>X</u>	If yes, do they meet together and fulfill the same requirement, and what is the other course. NA
---	--

How Many Times Can This Course be Taken for Credit? 1

Can the course be taken for Credit more than once during the same term? Yes ___ No X

FOR NEW COURSE PROPOSALS OR SUBSTANTIVE CHANGES ONLY:

Description of the Expected Learning Outcomes: Describe outcomes using the following format: "Students will be able to: 1), 2), etc." See the example at <http://www.csus.edu/acaf/example.htm>

After successful completion of this course, students will be able to:

Create effective color photographic images demonstrating their understanding of:

- Color theory
- Use of color for visual impact
- Optics for photography
- Use of electronic flash in incandescent and daylight scenes
- Color balance, Kelvin temperature and white balance.
- Macro photography

Produce a digital photographic presentation unified by a strong narrative or theme, demonstrating their understanding of:

- Advanced digital techniques to create special effects.
- Integration of audio track(s) with the images
- Image editing for visual impact

****Attach a list of the required/recommended course readings and activities [Note: it is understood that these are updated and modified as needed by the instructor(s).] This attachment should be forwarded only to your Dean's office, not Academic Affairs.**

Assessment Strategies: A description of the assessment strategies (e.g., portfolios, examinations, performances, pre-and post-tests, conferences with students, student papers) which will be used by the instructor to determine the extent to which students have achieved the learning outcomes noted above:

Shooting assignments.

In order to put color theory into practice, there are several visual assignments in the first half of the semester. Assignments are pass/fail: a student failing to submit images for these assignments will be dropped one letter grade for the course.

Tests,

20% of course grade. Two objective exams covering lecture, demonstration and discussion topics.

Final Project

1. Final Presentation

50 % of course grade Projected narrative, with audio story/theme treatment.

The following factors will be considered in grading this project: the technical quality of the images, the organization of the images within the entire show, effectiveness of dissolve and effects selections, integration of audio track(s), the content and impact of the individual photographs, and the effectiveness of the story line/message.

2. Image Portfolio

30% of course grade. A set of 20 photographs. Images may be digital or film or a combination of both. Photographs will be evaluated on technical quality and visual impact.

For whom is this course being developed?

Majors in the Dept Majors of other Depts. Minors in the Dept General Education Other

Is this course required in a degree program (major, minor, graduate degree, certificate)? Yes No

If yes, identify program(s):

Does the proposed change or addition cause a significant increase in the use of College or University resources (lab room, computer facilities, faculty, etc.)? Yes No

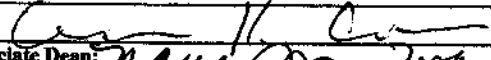
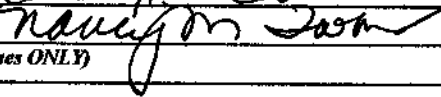
If yes, attach a description of resources needed and verify that resources are available.

Indicate which department or programs will be affected by the proposed course (if any). Photography / Art

The Department Chair's signature below indicates that affected programs have been sent a copy of this proposal form.

Approvals: If proposed change, new course or deletion is approved, sign and date below. If not approved, forward without signing to the next reviewing authority, and attach an explanatory memorandum to the original copy.

Signatures:

	Date
Department Chair: 	11/8/06
College Dean or Associate Dean: 	11-15-06
CPSF (for school personnel courses ONLY)	
Associate Vice President and Dean for Academic Programs	

Distribution: Academic Affairs (original), Department Chair and College Dean. Dean's office to send original after approval to Academic Affairs, at mail zip 6016. An electronic copy must also be sent.

Color Photography A Photo 138

This course concentrates on color photographic principles as applied to digital imaging and film. This is both a visual and technical class emphasizing seeing as well as camera and computer skills.

Catalog Course Description: PHOT 138. Color Photography A. Explores the theory and practice of color photographic vision, as applied to digital and film-based materials. Lecture topics will include: color theory, photographic optics, macro photography, visual concepts for multi-image presentation, color temperature and white balance, and color and photographic vision. Students will present a final portfolio of images and program their own still images into a finished visual and audio presentation. Lecture two hours; laboratory two hours. Prerequisite: PHOT 11. 3 units.

Course Objectives:

After successful completion of this course, students will be able to:

Create effective color photographic images demonstrating their understanding of:

- Color theory
- Use of color for visual impact
- Optics for photography
- Use of electronic flash in incandescent and daylight scenes
- Color balance, Kelvin temperature and white balance.
- Macro photography

Produce a digital photographic presentation unified by a strong narrative or theme, demonstrating their understanding of:

- Advanced digital techniques to create special effects.
- Integration of audio track(s) with the images
- Image editing for visual impact

Lectures and demonstrations will cover the following topics:

- a. Review of camera handling, equivalents, and other fundamental concepts.
 - b. The relationship of light and color as applied to both exposure and visual effects.
 - c. Black and white vs. color perception and photographic color theory.
The characteristics, selection, care and use of color transparency materials.
 - d. Chemicals and processes used to create transparencies.
 - e. Color temperature: Kelvin temperature theory and application.
Matching films to light, and filtration. White balance: color balancing with digital cameras.
 - f. Macro photography.
 - g. Optics, lenses and photographic vision.
 - h. Flash and fill flash photography.
 - i. Periodic review of student's current work (critique).
 - j. Film scanning and the basic use of Adobe Photoshop for photo editing and effects.
 - k. Visual concepts for multiple image presentations. Production and editing of a digital slide show including a synchronized sound track using iMovie4 video editing software.
- There will also be a field trip and the semester will culminate with "Premier Night": the showings of all slide presentations with awards for Best Picture and Honorable mentions.

Evaluation/ Requirements

Attendance. Regular attendance of lectures and participation in discussions, as well as prompt observance of work submission deadlines will be considered in grading. A student missing more than 3 lectures will be dropped one letter grade for the course.

Shooting assignments. In order to put color theory into practice, there will be several image assignments in the first half of the semester. This is pass/fail: a student failing to turn in photographs for an assignment will be dropped one letter grade for the course.

Show Description a written story/theme treatment, due September 27th. A one page, doublespaced, detailed description of your show ideas, including audio selection(s).

Exams

20% of the course grade. There will be two objective tests during the semester. Makeup exams require a serious and compelling reason. Requests for a makeup test must be made on or before the test date.

Final projects

1. 50 % of the course grade. A slide presentation, due December 6th. A digital slideshow will be produced using editing software and will include a synchronized soundtrack of 2-5 minutes duration. The following factors will be considered in grading this project: the technical quality of the images, the organization of the images within the entire show, effectiveness of dissolve and effects selections, integration of audio track(s) with the slides, the content and impact of the individual photographs, and the effectiveness of the story line/message. The presentation must include the following elements: titles, edited sound track, a story line or message, and an animated sequence.

2. 30% of the course grade. A final image portfolio, due December 10th. This set of 20 photographs may be selected from the projected presentation or other images of your choosing (must have been shot for this class). They can be digital or film or a combination of both. Images will be evaluated on technical quality, variety, and visual impact. These should be your best photos from this class.

Drop Policy. September 10th is the last day for a simple Add/Drop, and October 8th is the last day to drop for a serious and compelling reason. This requires the permission of the instructor, DOD Chair, and the Dean of The College of Arts and Letters.

Incomplete grades are discouraged since there is no space available in the labs for students not registered in class during a given semester.

Disability Accommodations. If you require accommodation or assistance with assignments, tests, attendance, etc. please notify the instructor by the beginning of the 3rd week of the semester so that arrangements can be made.

Required Text:

iMovie HD6 and iDVD6 for MacOSX: Visual Quick Start Guide Jeff Carlson ISBN 03211423275

Recommended Text

Creating Short Films for the Web, Hillman Curtis

The Photoshop CS2 Book for Digital Photographers, Scott Kelby

Recommended Equipment

In addition to camera(s), lenses, etc., students should also have a separate electronic flash unit and a portable digital storage device.

Photo 138 Class Schedule

- Week 1 Syllabus, supply list, sample images for assignment, sample movies, scanning for film users.
Shooting assignment: Abstract Color, Reflections
- Week 2 Basics review lecture, lab/computer use and sign-up, resizing photos in Photoshop (with prep time in lab), critique of Abstract Color and Reflections assignment, sample images for assignment, sample movies.
Shooting assignment: Motion Blur
- Week 3 Slide film basics / E6 Process lecture, prep images for critique, sample images for assignment, in-class shoot (Exp. Port.), critique Motion Blur assignment, sample movies.
Shooting assignment: Expressive Portraits
- Week 4 Optics / Macro lecture, sample images for assignment, prep time for assigned images, critique of Expressive Portraits assignment, explanation of Treatment assignment, sample movies.
Shooting assignment: Macro / Closeup
- Week 5 Written Treatments Due. Electronic flash lecture / demo, sample images for assignment, prep images for critique, review study guide for First Quiz (next week), critique Macro/CU assignment, sample movies?
Shooting assignment: Flash (bounce, mix, fill, open "pop")
- Week 6 First Quiz, Filters lecture, prep images for critique, critique of Flash assignment, Dissolve and Sequence lecture / samples, preview next week's Field Trip.
Shooting assignment: Dissolves and Sequences
- Week 7 Field Trip (during regular class period)
- Week 8 Return graded quizzes and discuss, slide-movie production notes, Physics of Light and Color lecture, prep images for critique, critique of Dissolves / Sequences and Field Trip assignments, reading assignment.
- Week 9 Video Basics lecture, tutorial on iMovie image prep in Photoshop, tutorial on iMovie audio prep, iMovie tutorial, video editing discussion?
- Week 10 Photoshop Special Effects tutorial, lecture / demo on Surreal imagery, John Paul Caponigro, iMovie SFX demo, open lab.
- Week 11 Review study guide for Second Quiz (next week), tutorial on Batch Processing in Photoshop, slide-movie audio sources due, view and discuss the work of Pete Turner, Joyce Tenneson, and Eliot Porter, open lab.
- Week 12 Second Quiz, slide-movie images due (to ensure progress on productions), open lab.
- Week 13 Return graded quizzes and discuss, discuss Final Portfolio submission guidelines, open lab.
- Week 14 Discuss criteria for final grades, demo on converting slide-movie to QuickTime format, open lab.
- Week 15 Premier Night!
Final Portfolios due at noon on Friday of this week.