

Program Assessment Summary Report  
**Summer Bridge Program (SMB)**  
 (Fall 1996 to Fall 2006)

Summer Bridge, administered through the Educational Opportunity Program, is a free six-week intensive academic preparation and college orientation program designed to help incoming students make a smooth transition from high school to college.

To evaluate the impact of SMB on student academic performance, we used four measurements: Program enrollment trend, second year retention rate, first term GPA and first term good standing rate, compared with non-participants of the cohort.

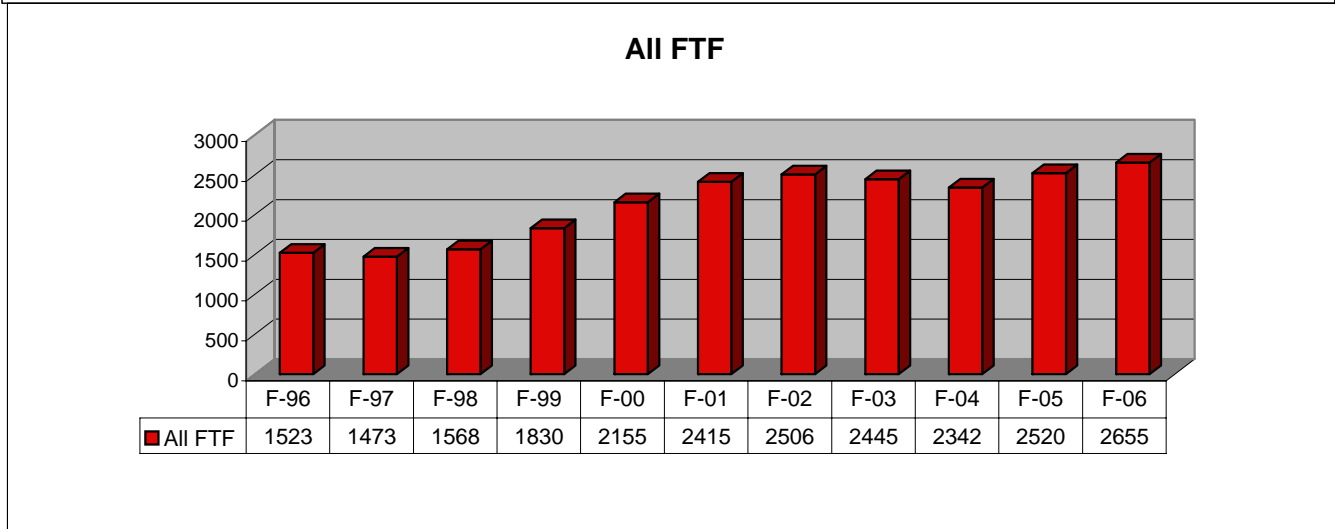
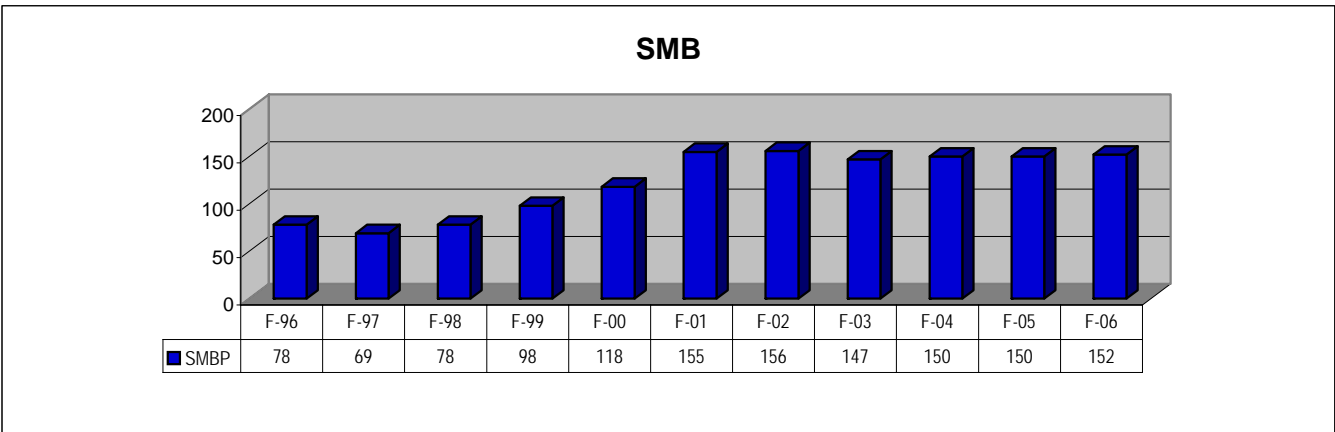
***Enrollment Trend***

**1. Participation Rate**

Approximately 5.7% of first-time freshmen entering Sacramento State participate in the Summer Bridge Program. The highest rate was 6.4% in 2001 and 2004. The lowest rate was 4.7% in 1997.

**2. Program Enrollment**

Enrollment for SMB first-time freshmen has seen an increase from 78 in Fall 1996 to 156 in Fall 2006 (growth of 94%). The enrollment for SMB has been very stable with an average of 152 students since 2001. The average enrollment of SMB was 123 during the past 11 years.

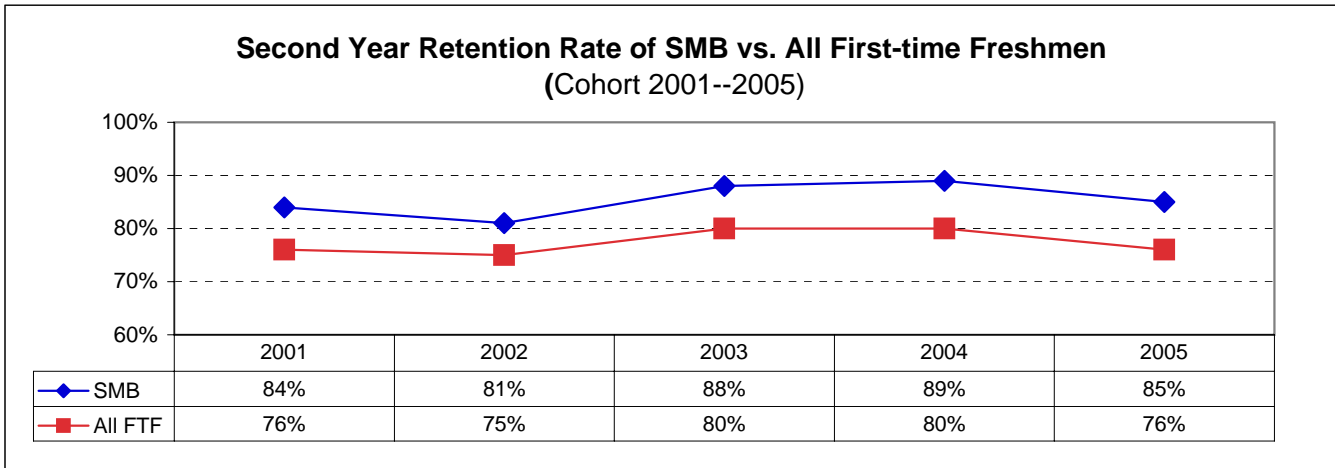


**Retention Rate**

Fall-to-Fall retention rate is commonly used as the measurement for retention study. The second year retention rate is crucial since students are most likely to stay and complete their college education if they return for the second year. The withdrawal rate generally continues to decrease the following years.

The second year retention rates for SMB participants has consistently been higher than the rates for all First-Time freshmen in the past five years.

The retention rate for SMB participants was 85%, compared with 76% for their Freshmen peers in Fall 2005, which was significantly higher by Chi-Square Test ( $p < .01$ ).



**First Term GPA**

First term GPA refers to the overall GPA of a student maintained by the end of fall semester.

The overall average GPA for SMB participants has been slightly higher than the average GPA for all First-Time Freshmen.

The overall mean GPA was 2.7 for SMB participants in 2005 and 2.6 for their peers by the end of fall semester, which shows no significant difference by T-Test.

