



## **13.** 2020-21 OPERATING FUND – UNIVERSITY ADVANCEMENT

---

Connecting the University with  
the community through  
philanthropy and alumni  
engagement.

# UNIVERSITY ADVANCEMENT OPERATING FUND SUMMARY FY 2020-21

	FTE	Amount
<b>Prior Year Carry Forward Balance</b>		<b>\$418,324</b>

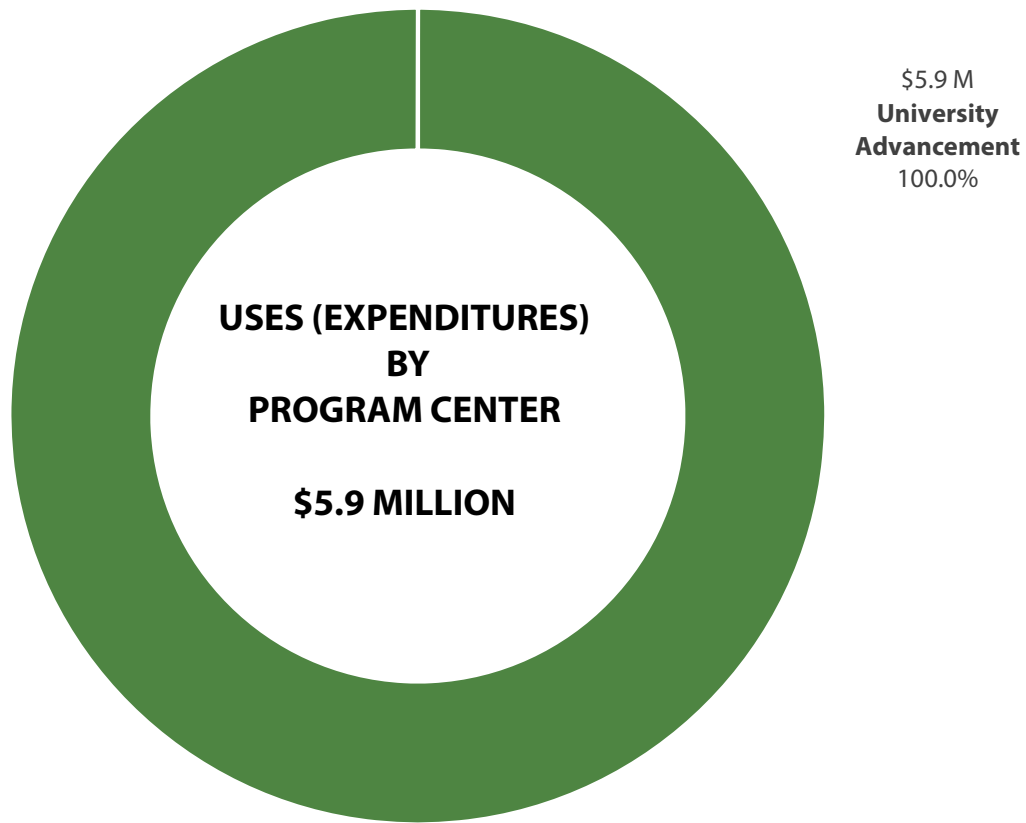
<b>Sources (Budget)</b>		
Initial Allocations		3,730,649
Prior Year Encumbrance Allocations		84,032
Centrally Funded Compensation Increases		12,048
Benefits Allocations		1,930,771
Miscellaneous Budget Transfers		102,855
Revenue from Various Sources		0
<b>Total Sources (Budget)</b>		<b>\$5,860,355</b>

<b>Uses (Expenditures) by Program Center</b>		
University Advancement	39.26	5,907,437
<b>Total Uses (Expenditures) by Program Center</b>	<b>39.26</b>	<b>\$5,907,437</b>

<b>Uses (Expenditures) by Expense Category</b>		
Regular Salaries & Wages	38.72	3,564,782
Work Study	0.54	15,198
Benefits Group		1,930,771
Travel		3,391
Contractual Services Group		8,100
Information Technology Costs		181,286
Services from Other Funds/Agencies Group		61,202
Misc. Operating Expenses		142,707
<b>Total Uses (Expenditures) by Expense Type</b>	<b>39.26</b>	<b>\$5,907,437</b>

<b>Budget Balance Available</b>		
Prior Year Carry Forward Balance		418,324
Total Sources (Budget)		5,860,355
Total Uses (Expenses)		(5,907,437)
Year-End Encumbrances		(6,515)
<b>Budget Balance Available</b>		<b>\$364,728</b>

# UNIVERSITY ADVANCEMENT USES (EXPENDITURES) FY 2020-21



## 2020-21 USES BY EXPENSE CATEGORY

■ Salaries & Wages    
 ■ Benefits Group    
 ■ Other Expenses



# UNIVERSITY ADVANCEMENT EXPENDITURES & SALARIES BY PROGRAM CENTER FY 2020-21

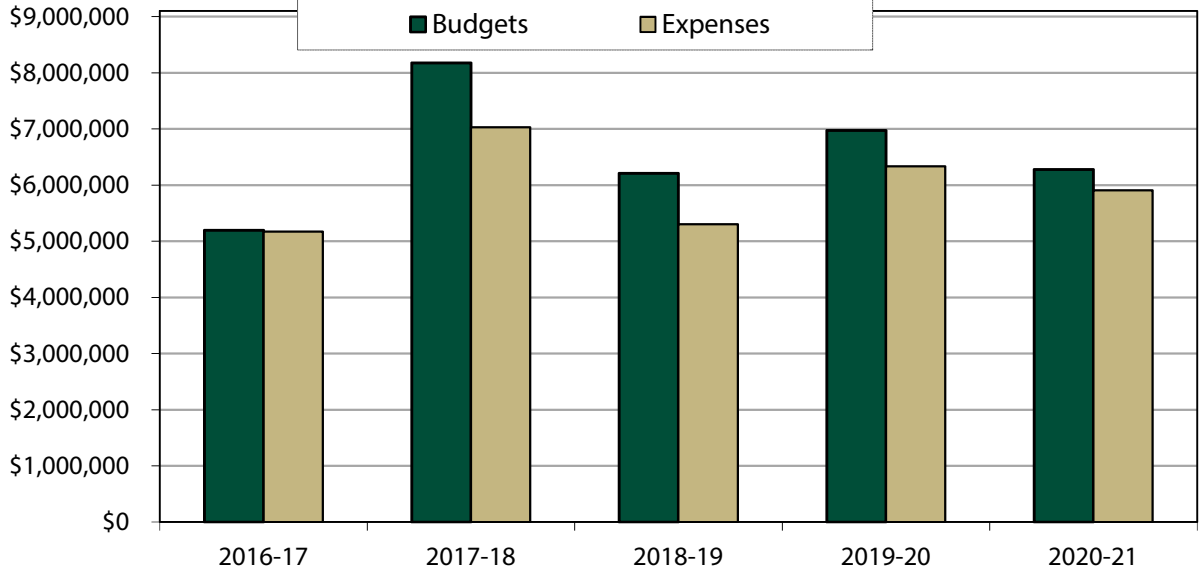
EXPENDITURE CATEGORIES*	PROGRAM CENTER	TOTAL
	University Advancement	
Regular Salaries & Wages	\$3,564,782	\$3,564,782
Work Study	15,198	15,198
Benefits Group	1,930,771	1,930,771
Travel	3,391	3,391
Contractual Services Group	8,100	8,100
Information Technology Costs	181,286	181,286
Services from Other Funds	61,202	61,202
Misc. Operating Expenses	142,707	142,707
<b>TOTAL EXPENDITURES</b>	<b>\$5,907,437</b>	<b>\$5,907,437</b>

\* Additional expenditure details can be found in the Appendix.

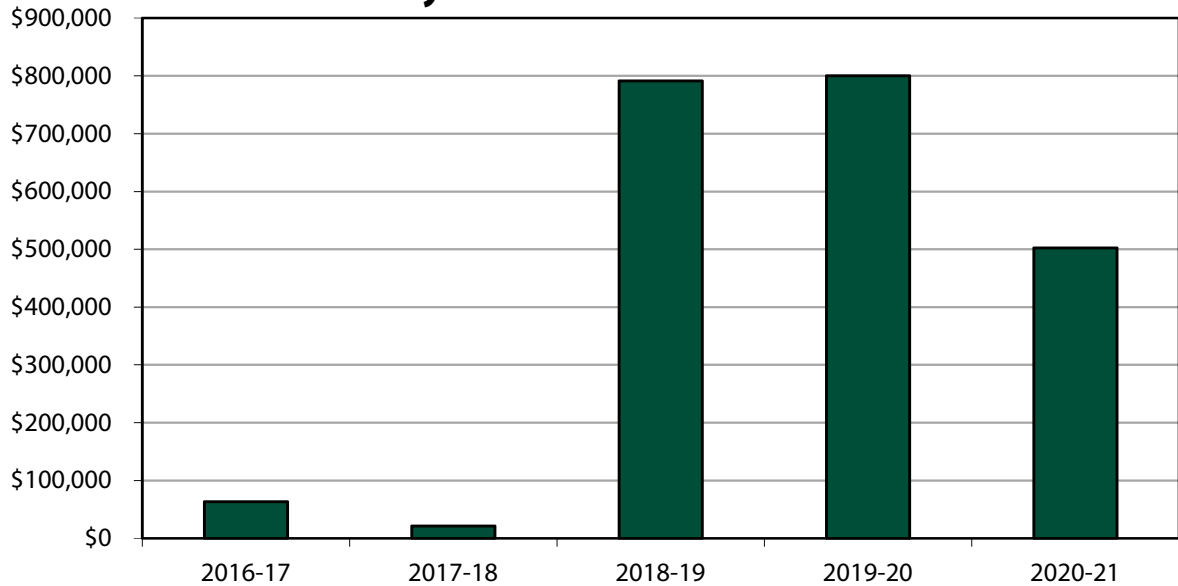
SALARY CATEGORIES	PROGRAM CENTER	TOTAL
	University Advancement	
Management & Supervisory	\$2,046,459	\$2,046,459
<b>Annualized FTE</b>	<b>16.63</b>	<b>16.63</b>
Overtime	583	583
<b>Annualized FTE</b>	<b>0.00</b>	<b>0.00</b>
Student Assistants	11,708	11,708
<b>Annualized FTE</b>	<b>0.42</b>	<b>0.42</b>
Support Staff	1,506,032	1,506,032
<b>Annualized FTE</b>	<b>21.66</b>	<b>21.66</b>
<b>TOTAL SALARY EXPENSE</b>	<b>\$3,564,782</b>	<b>\$3,564,782</b>
<b>Total Annualized FTE</b>	<b>38.72</b>	<b>38.72</b>

# UNIVERSITY ADVANCEMENT OPERATING FUND Multi-Year Summaries

### Year-End Budgets vs. Year-End Expenditures



### Carryover Amounts from Prior Year\*



\* The amounts reflected in the graph above include carryover amounts from the prior fiscal year. These are listed as Prior Year Carryover and Prior Year Encumbrances in the table below.

# UNIVERSITY ADVANCEMENT OPERATING FUND Multi-Year Summaries

Description	2016-17	2017-18	2018-19	2019-20	2020-21
Prior Year Carryover*	(\$10,161)	(\$51,864)	\$490,603	\$372,671	\$418,324
Prior Year Encumbrances	73,720	73,306	300,778	427,573	84,032
Initial Baseline	3,437,530	5,627,854	5,740,762	4,048,074	3,730,649
Misc Budget Entries**	1,691,764	2,527,425	(320,955)	2,123,751	2,045,674
Year End Budget	\$5,192,853	\$8,176,721	\$6,211,188	\$6,972,068	\$6,278,679
Year End Expenditures	(5,171,411)	(7,029,699)	(5,301,918)	(6,332,319)	(5,907,437)
Year End Encumbrances	(73,306)	(422,967)	(427,573)	(84,032)	(6,515)
<b>Budget Balance Available</b>	<b>(\$51,864)</b>	<b>\$724,055</b>	<b>\$481,697</b>	<b>\$555,717</b>	<b>\$364,728</b>

\* The "Prior Year Carryover" amount may not tie to the previous year's "Budget Balance Available." This would occur if the budget balance exceeds the 6 percent carryover maximum (the excess is transferred to central reserves) or if organizational changes occurred.

\*\* Includes funding for staff-related benefits and compensation adjustments, one-time allocations and budget transfers.