



18. 2020-21
OTHER FUNDS –
COLLEGE OF
CONTINUING
EDUCATION

COLLEGE OF CONTINUING EDUCATION

OPERATING FUND SUMMARY (FUNDS TECCE & TEESP)

FY 2020-21

Revenue Types	Fund TECCE CCE Operations		Fund TEESP CCE Early Start Program		Combined	
	FTE	Actual \$	FTE	Actual \$	Total FTE	Total Actual \$
PaCE Fees		33,757,651		(48,323)		33,709,328
Gifts Grants and Contracts		-				-
Revenue from Investment		143,639		16,217		159,856
Other Financial Sources		53,654				53,654
Total Revenues		\$33,954,944		\$ (32,106)		\$33,922,838

Operating Expenses	FTE	Actual \$	FTE	Actual \$	Total FTE	Total Actual \$
Regular Salaries and Wages	144.91	17,668,692	0.38	76,000	145.29	17,744,692
Benefits Group		5,523,161		1,114		5,524,276
Communications		32,476				32,476
Travel		5,658				5,658
State Pro Rata Charges Group		116,309				116,309
Contractual Services Group		10,500				10,500
Information Technology Costs		485,152				485,152
Services from Other Funds/Agencies Group		4,530,791				4,530,791
Equipment Group		9,231				9,231
Misc. Operating Expenses		3,627,158				3,627,158
Expenditure Adjustments		19,913				19,913
Total Operating Expenses	144.91	\$32,029,041	0.38	\$77,114	145.29	\$32,106,156

Operating Net Income (Loss)	\$1,925,902	(\$109,221)	\$1,816,682
------------------------------------	--------------------	--------------------	--------------------

Change in Reserves	FTE	Actual \$	FTE	Actual \$	Total FTE	Total Actual \$
Operating Net Income (Loss)		1,925,902		(109,221)		1,816,682
Transfer In from Other Fund ¹						-
Transfer Out to Other fund ²		(4,140,522)				(4,140,522)
Additions (Withdrawals) to Reserves		\$ (2,214,620)		(\$109,221)		\$ (2,323,840)

The CSU system-wide payroll distribution software has a known issue where the calculated FTE is not always accurate when a payroll reduction occurs. Occasionally, the FTE is posted as a positive rather than a negative value for a reduction in payroll, thereby inflating the total FTE amount.

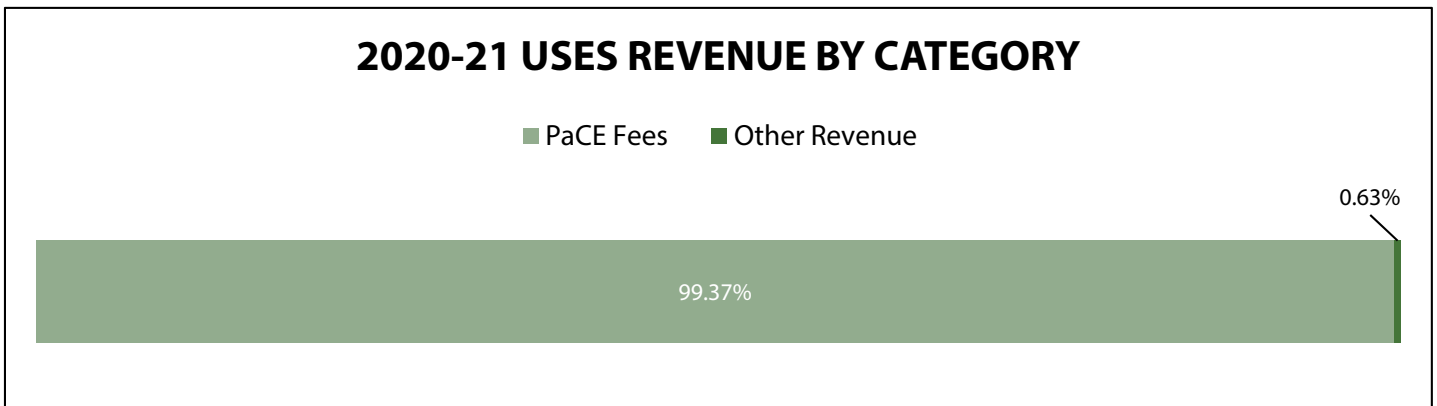
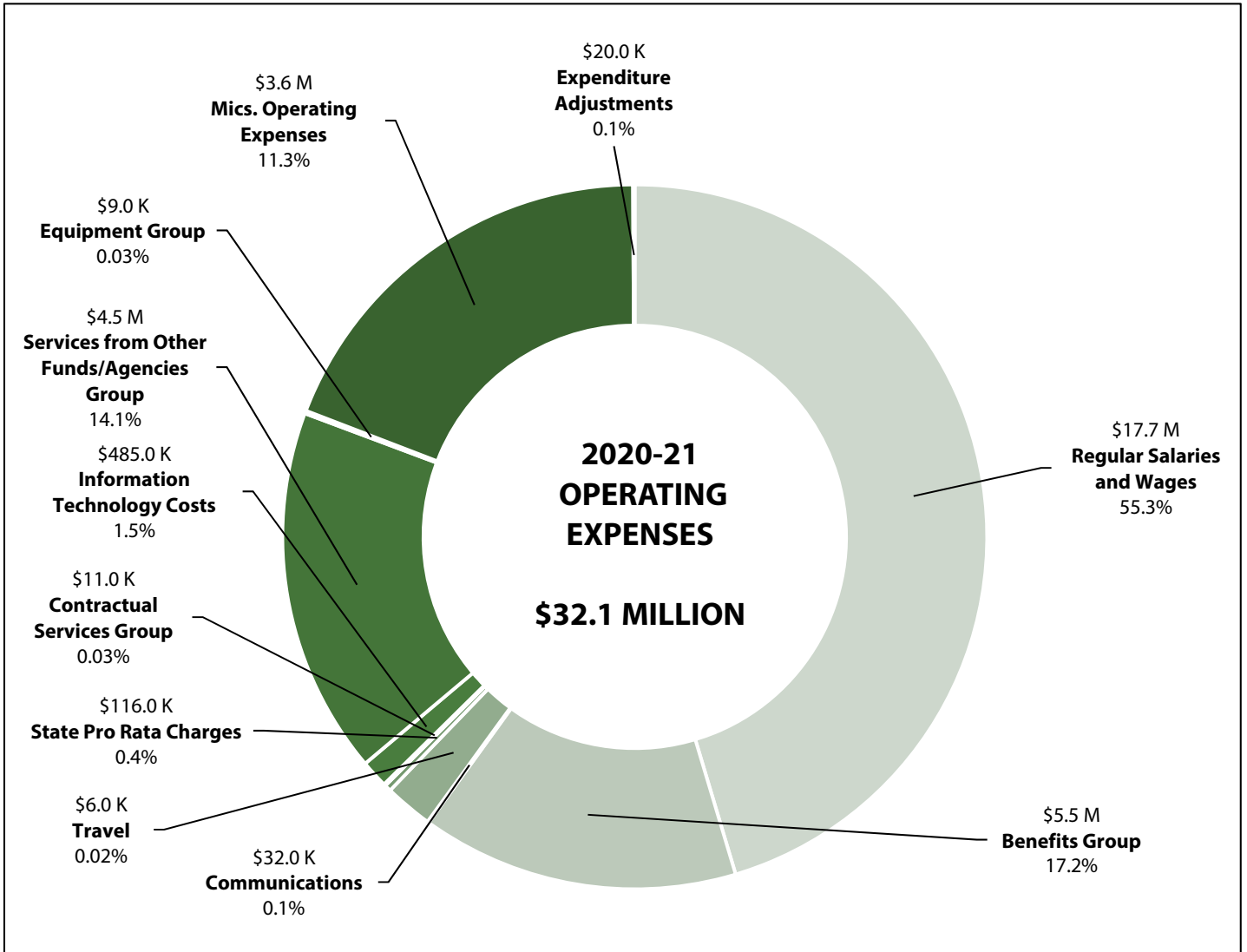
¹Chancellor's Award for McAleer Administrator Excellence and Innovation

²Revenue transferred to Campus Partner Funds for Winter Session, EMBA Program, Continuous Enrollment and Summer Session Allocations

COLLEGE OF CONTINUING EDUCATION

OPERATING FUND SUMMARY (FUNDS TECCE & TEESP)

FY 2020-21



COLLEGE OF CONTINUING EDUCATION

OPERATING REVENUE DETAIL (FUNDS TECCE & TEESP)

FY 2020-21

Department	FIRMS Expense Obj Code	Expense Description	TECCE \$ Amount	TEESP \$ Amount	Total \$ Amount
CCE-ATS					
	502301	PaCE - Regular Non-Credit	50,880	0	50,880
CCE-ATS Total			50,880	0	50,880
CCE-CCP					
	502301	PaCE - Regular Non-Credit	876,503	0	876,503
CCE-CCP Total			876,503	0	876,503
CCE-Deans Office					
	502301	PaCE - Regular Non-Credit	99,623	0	99,623
	508001	Income from CSU Consolidated Investment Pool	0	0	0
	580194	Cost Recovery from Other CSU Funds within 0948 (between camp)	1,423	0	1,423
CCE-Deans Office Total			101,046	0	101,046
CCE-Early Start Program					
	502105	PaCE - Special Session-Other	0	(48,132)	(48,132)
	502400	Allowance for doubtful PaCE fees (contra revenue)	0	(191)	(191)
	508001	Income from CSU Consolidated Investment Pool	0	16,217	16,217
CCE-Early Start Program Total			0	(32,106)	(32,106)
CCE-EDP-External Degree Prog					
	502101	PaCE - S/S Degree Programs	6,175,340	0	6,175,340
	502102	PaCE - S/S Certificate Program	67,934	0	67,934
	502103	PaCE - S/S Contract Program	875	0	875
	502105	PaCE - Special Session-Other	30,180	0	30,180
	580094	Cost Recovery from Other CSU Funds within 0948	2,231	0	2,231
CCE-EDP-External Degree Prog Total			6,276,560	0	6,276,560
CCE-Event Planning					
	502301	PaCE - Regular Non-Credit	12	0	12
CCE-Event Planning Total			12	0	12
CCE-General Administration					
	502301	PaCE - Regular Non-Credit	1,689	0	1,689
	508001	Income from CSU Consolidated Investment Pool	143,639	0	143,639
CCE-General Administration Total			145,328	0	145,328
CCE-HHS-Health and Human Svcs					
	502101	PaCE - S/S Degree Programs	2,854,952	0	2,854,952
	502201	PaCE - Regular Extension	984,856	0	984,856
	502301	PaCE - Regular Non-Credit	(100)	0	(100)
CCE-HHS-Health and Human Svcs Total			3,839,708	0	3,839,708
CCE-JS-January Session					
	502105	PaCE - Special Session-Other	1,152,787	0	1,152,787
CCE-JS-January Session Total			1,152,787	0	1,152,787

COLLEGE OF CONTINUING EDUCATION

OPERATING REVENUE DETAIL (FUNDS TECCE & TEESP)

FY 2020-21

Department	FIRMS Expense Obj Code	Expense Description	TECCE \$ Amount	TEESP \$ Amount	Total \$ Amount
CCE-NC-BUS-Bus and Mgmt.					
	502301	PaCE - Regular Non-Credit	116,534	0	116,534
	502302	PaCE - N/C Contract Program	935,392	0	935,392
	502303	PaCE - CEU Credits	1,349,383	0	1,349,383
CCE-NC-BUS-Bus and Mgmt. Total			2,401,310	0	2,401,310
CCE-NC-CTS-Conf Train Svcs					
	502301	PaCE - Regular Non-Credit	6,492,384	0	6,492,384
	580094	Cost Recovery from Other CSU Funds within 0948	50,000	0	50,000
CCE-NC-CTS-Conf Train Svcs Total			6,542,384	0	6,542,384
CCE-NC-ED-Education					
	502301	PaCE - Regular Non-Credit	381,775	0	381,775
	502302	PaCE - N/C Contract Program	6,805	0	6,805
CCE-NC-ED-Education Total			388,580	0	388,580
CCE-NC-EL-Exec Leadership					
	502302	PaCE - N/C Contract Program	1,157,486	0	1,157,486
	502303	PaCE - CEU Credits	131,077	0	131,077
CCE-NC-EL-Exec Leadership Total			1,288,563	0	1,288,563
CCE-NC-HHS-Health and Hum Svcs					
	502302	PaCE - N/C Contract Program	138,420	0	138,420
	502303	PaCE - CEU Credits	87,402	0	87,402
CCE-NC-HHS-Health and Hum Svcs Total			225,822	0	225,822
CCE-NC-IP-Intl Programs					
	502301	PaCE - Regular Non-Credit	1,950	0	1,950
	502303	PaCE - CEU Credits	132,522	0	132,522
CCE-NC-IP-Intl Programs Total			134,472	0	134,472
CCE-NC-IT-Info Technology					
	502202	PaCE - Contract Extension	94,878	0	94,878
	502302	PaCE - N/C Contract Program	494,049	0	494,049
	502303	PaCE - CEU Credits	157,680	0	157,680
CCE-NC-IT-Info Technology Total			746,607	0	746,607
CCE-OSS-Concurrent Enroll					
	502104	PaCE - Open University	340,872	0	340,872
CCE-OSS-Concurrent Enroll Total			340,872	0	340,872
CCE-PFE-Prog for Educators					
	502102	PaCE - S/S Certificate Program	84,375	0	84,375
	502103	PaCE - S/S Contract Program	133,055	0	133,055
	502105	PaCE - Special Session-Other	8,160	0	8,160
	502201	PaCE - Regular Extension	360	0	360
	502202	PaCE - Contract Extension	3,055	0	3,055
	502203	PaCE - Certificate Program	26,910	0	26,910
CCE-PFE-Prog for Educators Total			255,915	0	255,915

COLLEGE OF CONTINUING EDUCATION

OPERATING REVENUE DETAIL (FUNDS TECCE & TEESP)

FY 2020-21

Department	FIRMS Expense Obj Code	Expense Description	TECCE \$ Amount	TEESP \$ Amount	Total \$ Amount
CCE-RE-Regular Extension					
	502105	PaCE - Special Session-Other	183,731	0	183,731
	502400	Allowance for doubtful PaCE fees (contra revenue)	(85,852)	0	(85,852)
CCE-RE-Regular Extension Total			97,878	0	97,878
CCE-SS-Summer Session					
	502105	PaCE - Special Session-Other	2,150	0	2,150
	502106	PaCE - Self Support Summer	9,086,043	0	9,086,043
CCE-SS-Summer Session Total			9,088,193	0	9,088,193
CCE-TS-Travel Study					
	502101	PaCE - S/S Degree Programs	1,525	0	1,525
CCE-TS-Travel Study Total			1,525	0	1,525
Total			\$33,954,944	(\$32,106)	\$33,922,838

COLLEGE OF CONTINUING EDUCATION

OPERATING EXPENSE DETAIL (FUNDS TECCE & TEESP)

FY 2020-21

Department	FIRMS Expense Obj Code	Expense Description	TECCE \$ Amount	TECCE Annualized FTE	TEESP \$ Amount	TEESP Annualized FTE	Total \$ Amount	Total Annualized FTE
CCE-Academic Advising								
	601100	Academic Salaries	112,697	1.07			112,697	1.07
	603001	OASDI	1,418	0.00			1,418	0.00
	603003	Dental Insurance	304	0.00			304	0.00
	603004	Health and Welfare	4,192	0.00			4,192	0.00
	603005	Retirement	6,717	0.00			6,717	0.00
	603008	Industrial Disability	194	0.00			194	0.00
	603009	Non-Industrial Disability	126	0.00			126	0.00
	603011	Life Insurance	11	0.00			11	0.00
	603012	Medicare	1,635	0.00			1,635	0.00
	603013	Vision Care	27	0.00			27	0.00
	603014	Long-Term Disability Insurance	9	0.00			9	0.00
	603100	NDI/IDL Claims Reimbursement (contra expense)	(320)	0.00			(320)	0.00
	606002	Travel-Out of State	0	0.00			0	0.00
	660003	Supplies and Services	116,727	0.00			116,727	0.00
	660009	Professional Development	2,850	0.00			2,850	0.00
CCE-Academic Advising Total			246,586	1.07			246,586	1.07
CCE-ATS								
	601100	Academic Salaries	14,824	0.09			14,824	0.09
	601201	Management and Supervisory	81,660	0.72			81,660	0.72
	601300	Support Staff Salaries	28,309	0.88			28,309	0.88
	601301	Overtime	2,747	0.00			2,747	0.00
	603001	OASDI	6,987	0.00			6,987	0.00
	603003	Dental Insurance	779	0.00			779	0.00
	603004	Health and Welfare	12,552	0.00			12,552	0.00
	603005	Retirement	21,327	0.00			21,327	0.00
	603011	Life Insurance	43	0.00			43	0.00
	603012	Medicare	1,849	0.00			1,849	0.00
	603013	Vision Care	127	0.00			127	0.00
	603014	Long-Term Disability Insurance	23	0.00			23	0.00
	660001	Postage and Freight	(5)	0.00			(5)	0.00
	660003	Supplies and Services	1,770	0.00			1,770	0.00
	690002	Prior Year Expenditure Adjustment	(162,368)	0.00			(162,368)	0.00
CCE-ATS Total			10,624	1.68			10,624	1.68
CCE-CCP								
	601100	Academic Salaries	87,462	0.80			87,462	0.80
	601201	Management and Supervisory	120,977	1.72			120,977	1.72
	601300	Support Staff Salaries	394,919	4.43			394,919	4.43
	603001	OASDI	20,496	0.00			20,496	0.00
	603003	Dental Insurance	5,354	0.00			5,354	0.00
	603004	Health and Welfare	62,981	0.00			62,981	0.00
	603005	Retirement	98,926	0.00			98,926	0.00
	603011	Life Insurance	78	0.00			78	0.00
	603012	Medicare	8,658	0.00			8,658	0.00

COLLEGE OF CONTINUING EDUCATION

OPERATING EXPENSE DETAIL (FUNDS TECCE & TEESP)

FY 2020-21

Department	FIRMS Expense Obj Code	Expense Description	TECCE \$ Amount	TECCE Annualized FTE	TEESP \$ Amount	TEESP Annualized FTE	Total \$ Amount	Total Annualized FTE
	603013	Vision Care	314	0.00			314	0.00
	603014	Long-Term Disability Insurance	36	0.00			36	0.00
	606001	Travel-In State	1,204	0.00			1,204	0.00
	660001	Postage and Freight	16	0.00			16	0.00
	660002	Printing	23	0.00			23	0.00
	660003	Supplies and Services	26,056	0.00			26,056	0.00
	690002	Prior Year Expenditure Adjustment	35,072	0.00			35,072	0.00
CCE-CCP Total			862,571	6.95			862,571	6.95
CCE-Deans Office								
	601100	Academic Salaries	4,250	0.02			4,250	0.02
	601201	Management and Supervisory	332,657	2.08			332,657	2.08
	601300	Support Staff Salaries	80,916	1.78			80,916	1.78
	601301	Overtime	279	0.00			279	0.00
	603001	OASDI	23,093	0.00			23,093	0.00
	603003	Dental Insurance	3,833	0.00			3,833	0.00
	603004	Health and Welfare	52,097	0.00			52,097	0.00
	603005	Retirement	121,486	0.00			121,486	0.00
	603011	Life Insurance	165	0.00			165	0.00
	603012	Medicare	6,039	0.00			6,039	0.00
	603013	Vision Care	334	0.00			334	0.00
	603014	Long-Term Disability Insurance	96	0.00			96	0.00
	606001	Travel-In State	0	0.00			0	0.00
	613001	Contractual Services	10,000	0.00			10,000	0.00
	617001	Services from Other Funds/Agencies	2,241	0.00			2,241	0.00
	619001	Other Equipment	141	0.00			141	0.00
	660001	Postage and Freight	8	0.00			8	0.00
	660003	Supplies and Services	117,811	0.00			117,811	0.00
	660009	Professional Development	43,728	0.00			43,728	0.00
	660090	Expenses-Other	2,325	0.00			2,325	0.00
	670444	Tr Out to CSU 444 - TF PaCE Campus Partners	59,011	0.00			59,011	0.00
	690002	Prior Year Expenditure Adjustment	(39)	0.00			(39)	0.00
CCE-Deans Office Total			860,471	3.88			860,471	3.88
CCE-Early Start Program								
	601100	Academic Salaries			76,000	0	76,000	0.38
	603012	Medicare			1,102	0	1,102	0.00
	603091	Dental Care Annuitants			12	0	12	0.00
CCE-Early Start Program Total					77,114	0	77,114	0.38
CCE-EDP-External Degree Prog								
	601100	Academic Salaries	1,965,678	2.55			1,965,678	2.55
	601201	Management and Supervisory	194,281	0.86			194,281	0.86
	601300	Support Staff Salaries	738,822	14.29			738,822	14.29
	601301	Overtime	3	0.00			3	0.00
	601303	Student Assistant	1,651	0.11			1,651	0.11
	603001	OASDI	54,136	0.00			54,136	0.00

COLLEGE OF CONTINUING EDUCATION

OPERATING EXPENSE DETAIL (FUNDS TECCE & TEESP)

FY 2020-21

Department	FIRMS Expense Obj Code	Expense Description	TECCE \$ Amount	TECCE Annualized FTE	TEESP \$ Amount	TEESP Annualized FTE	Total \$ Amount	Total Annualized FTE
	603003	Dental Insurance	21,068	0.00			21,068	0.00
	603004	Health and Welfare	251,664	0.00			251,664	0.00
	603005	Retirement	246,522	0.00			246,522	0.00
	603011	Life Insurance	240	0.00			240	0.00
	603012	Medicare	42,007	0.00			42,007	0.00
	603013	Vision Care	1,306	0.00			1,306	0.00
	603014	Long-Term Disability Insurance	166	0.00			166	0.00
	603015	Flex Cash	(140)	0.00			(140)	0.00
	606002	Travel-Out of State	(1,634)	0.00			(1,634)	0.00
	617001	Services from Other Funds/Agencies	6,561	0.00			6,561	0.00
	660001	Postage and Freight	4,614	0.00			4,614	0.00
	660003	Supplies and Services	94,381	0.00			94,381	0.00
	670444	Tr Out to CSU 444 - TF PaCE Campus Partners	826,001	0.00			826,001	0.00
	690002	Prior Year Expenditure Adjustment	(630)	0.00			(630)	0.00
CCE-EDP-External Degree Prog Total			4,446,698	17.81			4,446,698	17.81
CCE-Enrollment Svcs								
	601100	Academic Salaries	0	0.00			0	0.00
	601300	Support Staff Salaries	536,640	11.11			536,640	11.11
	601301	Overtime	173	0.00			173	0.00
	603001	OASDI	33,090	0.00			33,090	0.00
	603003	Dental Insurance	11,451	0.00			11,451	0.00
	603004	Health and Welfare	141,788	0.00			141,788	0.00
	603005	Retirement	154,285	0.00			154,285	0.00
	603011	Life Insurance	75	0.00			75	0.00
	603012	Medicare	7,739	0.00			7,739	0.00
	603013	Vision Care	892	0.00			892	0.00
	603015	Flex Cash	3,216	0.00			3,216	0.00
	617001	Services from Other Funds/Agencies	7,020	0.00			7,020	0.00
	660003	Supplies and Services	708	0.00			708	0.00
	690002	Prior Year Expenditure Adjustment	(2,233)	0.00			(2,233)	0.00
CCE-Enrollment Svcs Total			894,843	11.11			894,843	11.11
CCE-Eval Unit								
	601201	Management and Supervisory	45,368	0.67			45,368	0.67
	601300	Support Staff Salaries	106,489	2.86			106,489	2.86
	603001	OASDI	9,354	0.00			9,354	0.00
	603003	Dental Insurance	2,140	0.00			2,140	0.00
	603004	Health and Welfare	44,832	0.00			44,832	0.00
	603005	Retirement	44,600	0.00			44,600	0.00
	603011	Life Insurance	68	0.00			68	0.00
	603012	Medicare	2,188	0.00			2,188	0.00
	603013	Vision Care	288	0.00			288	0.00
	603014	Long-Term Disability Insurance	31	0.00			31	0.00
CCE-Eval Unit Total			255,359	3.52			255,359	3.52
CCE-Facilities								

COLLEGE OF CONTINUING EDUCATION

OPERATING EXPENSE DETAIL (FUNDS TECCE & TEESP)

FY 2020-21

Department	FIRMS Expense Obj Code	Expense Description	TECCE \$ Amount	TECCE Annualized FTE	TEESP \$ Amount	TEESP Annualized FTE	Total \$ Amount	Total Annualized FTE
	601300	Support Staff Salaries	274,334	5.67			274,334	5.67
	603001	OASDI	16,755	0.00			16,755	0.00
	603003	Dental Insurance	7,060	0.00			7,060	0.00
	603004	Health and Welfare	87,901	0.00			87,901	0.00
	603005	Retirement	80,249	0.00			80,249	0.00
	603011	Life Insurance	41	0.00			41	0.00
	603012	Medicare	3,931	0.00			3,931	0.00
	603013	Vision Care	495	0.00			495	0.00
	616003	I/T Software	13,017	0.00			13,017	0.00
	617001	Services from Other Funds/Agencies	4,452	0.00			4,452	0.00
	660003	Supplies and Services	965,407	0.00			965,407	0.00
	660009	Professional Development	1,052	0.00			1,052	0.00
	690002	Prior Year Expenditure Adjustment	(2,740)	0.00			(2,740)	0.00
CCE-Facilities Total			1,451,955	5.67			1,451,955	5.67
CCE-Financial Services								
	601100	Academic Salaries	0	0.00			0	0.00
	601201	Management and Supervisory	104,579	0.72			104,579	0.72
	601300	Support Staff Salaries	494,451	10.09			494,451	10.09
	601301	Overtime	6,804	0.00			6,804	0.00
	603001	OASDI	36,641	0.00			36,641	0.00
	603003	Dental Insurance	11,335	0.00			11,335	0.00
	603004	Health and Welfare	152,301	0.00			152,301	0.00
	603005	Retirement	166,491	0.00			166,491	0.00
	603011	Life Insurance	124	0.00			124	0.00
	603012	Medicare	8,664	0.00			8,664	0.00
	603013	Vision Care	894	0.00			894	0.00
	603014	Long-Term Disability Insurance	35	0.00			35	0.00
	616003	I/T Software	28,670	0.00			28,670	0.00
	617001	Services from Other Funds/Agencies	1,029	0.00			1,029	0.00
	660001	Postage and Freight	26	0.00			26	0.00
	660003	Supplies and Services	17,193	0.00			17,193	0.00
	690002	Prior Year Expenditure Adjustment	(690)	0.00			(690)	0.00
CCE-Financial Services Total			1,028,547	10.81			1,028,547	10.81
CCE-General Administration								
	601100	Academic Salaries	41,687	0.33			41,687	0.33
	601300	Support Staff Salaries	41,139	0.62			41,139	0.62
	601303	Student Assistant	871	0.03			871	0.03
	603001	OASDI	2,535	0.04			2,535	0.04
	603003	Dental Insurance	501	0.00			501	0.00
	603004	Health and Welfare	7,137	0.00			7,137	0.00
	603005	Retirement	12,081	0.04			12,081	0.04
	603008	Industrial Disability	270	0.00			270	0.00
	603009	Non-Industrial Disability	174	0.00			174	0.00
	603011	Life Insurance	5	0.00			5	0.00

COLLEGE OF CONTINUING EDUCATION

OPERATING EXPENSE DETAIL (FUNDS TECCE & TEESP)

FY 2020-21

Department	FIRMS Expense Obj Code	Expense Description	TECCE \$ Amount	TECCE Annualized FTE	TEESP \$ Amount	TEESP Annualized FTE	Total \$ Amount	Total Annualized FTE
	603012	Medicare	1,198	0.04			1,198	0.04
	603013	Vision Care	51	0.00			51	0.00
	603014	Long-Term Disability Insurance	4	0.00			4	0.00
	603091	Dental Care Annuitants	39,600	0.00			39,600	0.00
	603092	Medical Benefits for Annuitants (State Pro Rata Charge)	764,819	0.00			764,819	0.00
	603100	NDI/IDL Claims Reimbursement (contra expense)	(444)	0.00			(444)	0.00
	604090	Other Communications (Operating Cost)	22,176	0.00			22,176	0.00
	612001	State Pro Rata Charges (Admin)	116,309	0.00			116,309	0.00
	613001	Contractual Services	500	0.00			500	0.00
	616003	I/T Software	9,978	0.00			9,978	0.00
	617001	Services from Other Funds/Agencies	1,660,482	0.00			1,660,482	0.00
	660001	Postage and Freight	398	0.00			398	0.00
	660003	Supplies and Services	381,621	0.00			381,621	0.00
	660010	Insurance Premium Expense	283,114	0.00			283,114	0.00
	660024	Overhead-Other	0	0.00			0	0.00
	660025	Overhead-Chancellor's Office	99,168	0.00			99,168	0.00
	660105	Interfund Pension Loan Repayment	337,100	0.00			337,100	0.00
	690002	Prior Year Expenditure Adjustment	139,216	0.00			139,216	0.00
CCE-General Administration Total			3,961,689	1.09			3,961,689	1.09
CCE-HHS-Health and Human Svcs								
	601100	Academic Salaries	1,008,443	5.61			1,008,443	5.61
	603001	OASDI	11,250	0.00			11,250	0.00
	603003	Dental Insurance	2,413	0.00			2,413	0.00
	603004	Health and Welfare	33,257	0.00			33,257	0.00
	603005	Retirement	53,293	0.00			53,293	0.00
	603008	Industrial Disability	1,543	0.00			1,543	0.00
	603009	Non-Industrial Disability	997	0.00			997	0.00
	603011	Life Insurance	90	0.00			90	0.00
	603012	Medicare	14,624	0.00			14,624	0.00
	603013	Vision Care	218	0.00			218	0.00
	603014	Long-Term Disability Insurance	72	0.00			72	0.00
	603100	NDI/IDL Claims Reimbursement (contra expense)	(2,540)	0.00			(2,540)	0.00
	604090	Other Communications (Operating Cost)	10,223	0.00			10,223	0.00
	606001	Travel-In State	425	0.00			425	0.00
	617001	Services from Other Funds/Agencies	13,764	0.00			13,764	0.00
	619001	Other Equipment	261	0.00			261	0.00
	660001	Postage and Freight	234	0.00			234	0.00
	660003	Supplies and Services	213,837	0.00			213,837	0.00
	660009	Professional Development	1,150	0.00			1,150	0.00
	660090	Expenses-Other	2,000	0.00			2,000	0.00
	670444	Tr Out to CSU 444 - TF PaCE Campus Partners	268,265	0.00			268,265	0.00
	690002	Prior Year Expenditure Adjustment	1,861	0.00			1,861	0.00
CCE-HHS-Health and Human Svcs Total			1,635,678	5.61			1,635,678	5.61
CCE-HR								

COLLEGE OF CONTINUING EDUCATION

OPERATING EXPENSE DETAIL (FUNDS TECCE & TEESP)

FY 2020-21

Department	FIRMS Expense Obj Code	Expense Description	TECCE \$ Amount	TECCE Annualized FTE	TEESP \$ Amount	TEESP Annualized FTE	Total \$ Amount	Total Annualized FTE
	601100	Academic Salaries	3,214	0.00			3,214	0.00
	601300	Support Staff Salaries	131,226	1.97			131,226	1.97
	601301	Overtime	228	0.00			228	0.00
	601303	Student Assistant	7,238	0.25			7,238	0.25
	603001	OASDI	8,226	0.00			8,226	0.00
	603003	Dental Insurance	4,057	0.00			4,057	0.00
	603004	Health and Welfare	45,912	0.00			45,912	0.00
	603005	Retirement	37,443	0.00			37,443	0.00
	603011	Life Insurance	15	0.00			15	0.00
	603012	Medicare	1,924	0.00			1,924	0.00
	603013	Vision Care	174	0.00			174	0.00
	606002	Travel-Out of State	5	0.00			5	0.00
	660003	Supplies and Services	448	0.00			448	0.00
	660009	Professional Development	40	0.00			40	0.00
	690002	Prior Year Expenditure Adjustment	(65)	0.00			(65)	0.00
CCE-HR Total			240,084	2.22			240,084	2.22
CCE-JS-January Session								
	601100	Academic Salaries	467,993	0.10			467,993	0.10
	603012	Medicare	6,786	0.00			6,786	0.00
	617001	Services from Other Funds/Agencies	947	0.00			947	0.00
	670444	Tr Out to CSU 444 - TF PaCE Campus Partners	321,699	0.00			321,699	0.00
CCE-JS-January Session Total			797,425	0.10			797,425	0.10
CCE-NC-BUS-Bus and Mgmt.								
	601100	Academic Salaries	602,198	2.18			602,198	2.18
	601201	Management and Supervisory	187,980	2.00			187,980	2.00
	601300	Support Staff Salaries	798,968	16.38			798,968	16.38
	601301	Overtime	2,237	0.00			2,237	0.00
	601303	Student Assistant	33,263	1.18			33,263	1.18
	603001	OASDI	60,942	0.00			60,942	0.00
	603003	Dental Insurance	19,471	0.00			19,471	0.00
	603004	Health and Welfare	287,190	0.00			287,190	0.00
	603005	Retirement	283,591	0.00			283,591	0.00
	603009	Non-Industrial Disability	1,429	0.00			1,429	0.00
	603011	Life Insurance	314	0.00			314	0.00
	603012	Medicare	22,992	0.00			22,992	0.00
	603013	Vision Care	1,617	0.00			1,617	0.00
	603014	Long-Term Disability Insurance	140	0.00			140	0.00
	603015	Flex Cash	3,360	0.00			3,360	0.00
	603100	NDI/IDL Claims Reimbursement (contra expense)	(1,429)	0.00			(1,429)	0.00
	606001	Travel-In State	23	0.00			23	0.00
	617001	Services from Other Funds/Agencies	1,637	0.00			1,637	0.00
	660001	Postage and Freight	337	0.00			337	0.00
	660003	Supplies and Services	128,293	0.00			128,293	0.00
	660009	Professional Development	475	0.00			475	0.00

COLLEGE OF CONTINUING EDUCATION

OPERATING EXPENSE DETAIL (FUNDS TECCE & TEESP)

FY 2020-21

Department	FIRMS Expense Obj Code	Expense Description	TECCE \$ Amount	TECCE Annualized FTE	TEESP \$ Amount	TEESP Annualized FTE	Total \$ Amount	Total Annualized FTE
	690002	Prior Year Expenditure Adjustment	(2,329)	0.00			(2,329)	0.00
CCE-NC-BUS-Bus and Mgmt. Total			2,432,698	21.74			2,432,698	21.74
CCE-NC-CTS-Conf Train Svcs								
	601100	Academic Salaries	1,607,932	7.71			1,607,932	7.71
	601201	Management and Supervisory	199,188	1.67			199,188	1.67
	601300	Support Staff Salaries	1,054,853	19.74			1,054,853	19.74
	601301	Overtime	11,988	0.00			11,988	0.00
	603001	OASDI	76,867	0.00			76,867	0.00
	603003	Dental Insurance	20,089	0.00			20,089	0.00
	603004	Health and Welfare	299,556	0.00			299,556	0.00
	603005	Retirement	350,402	0.00			350,402	0.00
	603009	Non-Industrial Disability	1,857	0.00			1,857	0.00
	603011	Life Insurance	243	0.00			243	0.00
	603012	Medicare	41,461	0.00			41,461	0.00
	603013	Vision Care	1,712	0.00			1,712	0.00
	603014	Long-Term Disability Insurance	69	0.00			69	0.00
	603015	Flex Cash	4,572	0.00			4,572	0.00
	603100	NDI/IDL Claims Reimbursement (contra expense)	(1,857)	0.00			(1,857)	0.00
	604090	Other Communications (Operating Cost)	17	0.00			17	0.00
	606001	Travel-In State	1,306	0.00			1,306	0.00
	616002	I/T Hardware	1,175	0.00			1,175	0.00
	616003	I/T Software	241,988	0.00			241,988	0.00
	617001	Services from Other Funds/Agencies	1,703,152	0.00			1,703,152	0.00
	619001	Other Equipment	1,011	0.00			1,011	0.00
	660001	Postage and Freight	1,655	0.00			1,655	0.00
	660002	Printing	2,692	0.00			2,692	0.00
	660003	Supplies and Services	371,752	0.00			371,752	0.00
	660009	Professional Development	862	0.00			862	0.00
	660090	Expenses-Other	41,521	0.00			41,521	0.00
	690002	Prior Year Expenditure Adjustment	(689)	0.00			(689)	0.00
CCE-NC-CTS-Conf Train Svcs Total			6,035,376	29.11			6,035,376	29.11
CCE-NC-ED-Education								
	601100	Academic Salaries	107,257	1.36			107,257	1.36
	603012	Medicare	1,555	0.00			1,555	0.00
	617001	Services from Other Funds/Agencies	1,191	0.00			1,191	0.00
	660001	Postage and Freight	8	0.00			8	0.00
	660003	Supplies and Services	44,496	0.00			44,496	0.00
	660010	Insurance Premium Expense	397	0.00			397	0.00
CCE-NC-ED-Education Total			154,904	1.36			154,904	1.36
CCE-NC-EL-Exec Leadership								
	601100	Academic Salaries	373,790	1.55			373,790	1.55
	603012	Medicare	5,420	0.00			5,420	0.00
	606001	Travel-In State	(456)	0.00			(456)	0.00
	617001	Services from Other Funds/Agencies	272	0.00			272	0.00

COLLEGE OF CONTINUING EDUCATION

OPERATING EXPENSE DETAIL (FUNDS TECCE & TEESP)

FY 2020-21

Department	FIRMS Expense Obj Code	Expense Description	TECCE \$ Amount	TECCE Annualized FTE	TEESP \$ Amount	TEESP Annualized FTE	Total \$ Amount	Total Annualized FTE
	660001	Postage and Freight	64	0.00			64	0.00
	660003	Supplies and Services	97,688	0.00			97,688	0.00
CCE-NC-EL-Exec Leadership Total			476,778	1.55			476,778	1.55
CCE-NC-HHS-Health and Hum Svcs								
	601100	Academic Salaries	39,150	0.13			39,150	0.13
	603012	Medicare	568	0.00			568	0.00
	606001	Travel-In State	498	0.00			498	0.00
	617001	Services from Other Funds/Agencies	342	0.00			342	0.00
	660003	Supplies and Services	61,285	0.00			61,285	0.00
CCE-NC-HHS-Health and Hum Svcs Total			101,842	0.13			101,842	0.13
CCE-NC-IP-Intl Programs								
	601100	Academic Salaries	77,705	0.62			77,705	0.62
	601300	Support Staff Salaries	83,351	1.32			83,351	1.32
	603001	OASDI	5,165	0.00			5,165	0.00
	603003	Dental Insurance	636	0.00			636	0.00
	603004	Health and Welfare	11,608	0.00			11,608	0.00
	603005	Retirement	24,266	0.00			24,266	0.00
	603011	Life Insurance	21	0.00			21	0.00
	603012	Medicare	2,335	0.00			2,335	0.00
	603013	Vision Care	102	0.00			102	0.00
	603014	Long-Term Disability Insurance	16	0.00			16	0.00
	604001	Telephone Usage (Operating Cost)	60	0.00			60	0.00
	606002	Travel-Out of State	2,806	0.00			2,806	0.00
	617001	Services from Other Funds/Agencies	1,720	0.00			1,720	0.00
	660003	Supplies and Services	23,206	0.00			23,206	0.00
CCE-NC-IP-Intl Programs Total			232,996	1.94			232,996	1.94
CCE-NC-IT-Info Technology								
	601100	Academic Salaries	79,313	0.29			79,313	0.29
	603012	Medicare	1,150	0.00			1,150	0.00
	606001	Travel-In State	(5)	0.00			(5)	0.00
	606002	Travel-Out of State	5	0.00			5	0.00
	660001	Postage and Freight	649	0.00			649	0.00
	660003	Supplies and Services	83,154	0.00			83,154	0.00
	660061	Repairs and Maintenance - Building Maintenance	2,390	0.00			2,390	0.00
	660090	Expenses-Other	0	0.00			0	0.00
CCE-NC-IT-Info Technology Total			166,655	0.29			166,655	0.29
CCE-On Line Training-Unit Cost								
	601100	Academic Salaries	1,505	0.02			1,505	0.02
	601201	Management and Supervisory	43,356	0.38			43,356	0.38
	601300	Support Staff Salaries	294,871	4.51			294,871	4.51
	601303	Student Assistant	26,156	0.93			26,156	0.93
	603001	OASDI	20,997	0.00			20,997	0.00
	603003	Dental Insurance	4,588	0.00			4,588	0.00
	603004	Health and Welfare	59,055	0.00			59,055	0.00

COLLEGE OF CONTINUING EDUCATION

OPERATING EXPENSE DETAIL (FUNDS TECCE & TEESP)

FY 2020-21

Department	FIRMS Expense Obj Code	Expense Description	TECCE \$ Amount	TECCE Annualized FTE	TEESP \$ Amount	TEESP Annualized FTE	Total \$ Amount	Total Annualized FTE
	603005	Retirement	97,783	0.00			97,783	0.00
	603011	Life Insurance	76	0.00			76	0.00
	603012	Medicare	5,028	0.00			5,028	0.00
	603013	Vision Care	426	0.00			426	0.00
	603014	Long-Term Disability Insurance	36	0.00			36	0.00
	603015	Flex Cash	1,536	0.00			1,536	0.00
	617001	Services from Other Funds/Agencies	2,802	0.00			2,802	0.00
	660003	Supplies and Services	1,000	0.00			1,000	0.00
CCE-On Line Training-Unit Cost Total			559,215	5.84			559,215	5.84
CCE-Org Projects								
	601100	Academic Salaries	22,193	0.03			22,193	0.03
	601201	Management and Supervisory	256,545	2.54			256,545	2.54
	601300	Support Staff Salaries	147,016	3.21			147,016	3.21
	601303	Student Assistant	(312)	(0.01)			(312)	(0.01)
	603001	OASDI	24,629	0.00			24,629	0.00
	603003	Dental Insurance	7,151	0.00			7,151	0.00
	603004	Health and Welfare	90,258	0.00			90,258	0.00
	603005	Retirement	114,162	0.00			114,162	0.00
	603011	Life Insurance	170	0.00			170	0.00
	603012	Medicare	6,082	0.00			6,082	0.00
	603013	Vision Care	440	0.00			440	0.00
	603014	Long-Term Disability Insurance	92	0.00			92	0.00
	603015	Flex Cash	980	0.00			980	0.00
	617001	Services from Other Funds/Agencies	35	0.00			35	0.00
	660003	Supplies and Services	330	0.00			330	0.00
CCE-Org Projects Total			669,773	5.78			669,773	5.78
CCE-OSS-Concurrent Enroll								
	617001	Services from Other Funds/Agencies	173,685	0.00			173,685	0.00
CCE-OSS-Concurrent Enroll Total			173,685	0.00			173,685	0.00
CCE-PFE-Prog for Educators								
	601100	Academic Salaries	63,499	0.15			63,499	0.15
	603012	Medicare	921	0.00			921	0.00
	617001	Services from Other Funds/Agencies	259	0.00			259	0.00
	670444	Tr Out to CSU 444 - TF PaCE Campus Partners	114,894	0.00			114,894	0.00
CCE-PFE-Prog for Educators Total			179,573	0.15			179,573	0.15
CCE-Public Relations-Developmt								
	601100	Academic Salaries	7,230	0.04			7,230	0.04
	601300	Support Staff Salaries	165,714	2.70			165,714	2.70
	601301	Overtime	803	0.00			803	0.00
	601303	Student Assistant	8,464	0.30			8,464	0.30
	603001	OASDI	10,346	0.00			10,346	0.00
	603003	Dental Insurance	3,153	0.00			3,153	0.00
	603004	Health and Welfare	47,425	0.00			47,425	0.00
	603005	Retirement	37,574	0.00			37,574	0.00

COLLEGE OF CONTINUING EDUCATION

OPERATING EXPENSE DETAIL (FUNDS TECCE & TEESP)

FY 2020-21

Department	FIRMS Expense Obj Code	Expense Description	TECCE \$ Amount	TECCE Annualized FTE	TEESP \$ Amount	TEESP Annualized FTE	Total \$ Amount	Total Annualized FTE
	603009	Non-Industrial Disability	964	0.00			964	0.00
	603011	Life Insurance	21	0.00			21	0.00
	603012	Medicare	2,524	0.00			2,524	0.00
	603013	Vision Care	237	0.00			237	0.00
	603100	NDI/IDL Claims Reimbursement (contra expense)	(964)	0.00			(964)	0.00
	616002	I/T Hardware	(1,472)	0.00			(1,472)	0.00
	616003	I/T Software	16,725	0.00			16,725	0.00
	660001	Postage and Freight	9	0.00			9	0.00
	660003	Supplies and Services	34,085	0.00			34,085	0.00
CCE-Public Relations-Developmt Total			332,837	3.04			332,837	3.04
CCE-RE-Regular Extension								
	601100	Academic Salaries	79,093	0.07			79,093	0.07
	603012	Medicare	1,147	0.00			1,147	0.00
	670444	Tr Out to CSU 444 - TF PaCE Campus Partners	72,132	0.00			72,132	0.00
CCE-RE-Regular Extension Total			152,372	0.07			152,372	0.07
CCE-SS-Summer Session								
	601100	Academic Salaries	3,627,164	0.68			3,627,164	0.68
	603001	OASDI	24,587	0.00			24,587	0.00
	603005	Retirement	75,805	0.00			75,805	0.00
	603012	Medicare	52,391	0.00			52,391	0.00
	617001	Services from Other Funds/Agencies	948,510	0.00			948,510	0.00
	660001	Postage and Freight	10	0.00			10	0.00
	660003	Supplies and Services	1,225	0.00			1,225	0.00
	670444	Tr Out to CSU 444 - TF PaCE Campus Partners	2,478,520	0.00			2,478,520	0.00
CCE-SS-Summer Session Total			7,208,211	0.68			7,208,211	0.68
CCE-Tech Svcs								
	601201	Management and Supervisory	4,517	0.21			4,517	0.21
	601300	Support Staff Salaries	229,578	4.30			229,578	4.30
	601303	Student Assistant	13,565	0.48			13,565	0.48
	603001	OASDI	14,351	0.00			14,351	0.00
	603003	Dental Insurance	3,703	0.00			3,703	0.00
	603004	Health and Welfare	50,694	0.00			50,694	0.00
	603005	Retirement	79,083	0.00			79,083	0.00
	603011	Life Insurance	29	0.00			29	0.00
	603012	Medicare	3,356	0.00			3,356	0.00
	603013	Vision Care	275	0.00			275	0.00
	603014	Long-Term Disability Insurance	4	0.00			4	0.00
	603015	Flex Cash	128	0.00			128	0.00
	616002	I/T Hardware	120,592	0.00			120,592	0.00
	616003	I/T Software	54,479	0.00			54,479	0.00
	617001	Services from Other Funds/Agencies	688	0.00			688	0.00
	619001	Other Equipment	7,818	0.00			7,818	0.00
	660002	Printing	20	0.00			20	0.00
	660003	Supplies and Services	8,236	0.00			8,236	0.00

COLLEGE OF CONTINUING EDUCATION

OPERATING EXPENSE DETAIL (FUNDS TECCE & TEESP)

FY 2020-21

Department	FIRMS Expense Obj Code	Expense Description	TECCE \$ Amount	TECCE Annualized FTE	TEESP \$ Amount	TEESP Annualized FTE	Total \$ Amount	Total Annualized FTE
	660009	Professional Development	7,520	0.00			7,520	0.00
CCE-Tech Svcs Total			598,636	4.98			598,636	4.98
CCE-TS-Travel Study								
	606002	Travel-Out of State	1,481	0.00			1,481	0.00
CCE-TS-Travel Study Total			1,481	0.00			1,481	0.00
Total			\$36,169,563	148.18	\$77,114	0.38	\$36,246,678	148.56

CAMPUS PARTNER FUNDS

TE FUNDS (TEACA/AAL/CBA/ECS/CED/GRD/HH/NSM/SSS)

FY 2020-21

Prior Year Sources (Budget)	FTE	Budget Info
Carry Forward Balance		2,430,226
Encumbrance Carry Forward Balance		333,816
Total Fund Balance		\$2,764,041

Current Year Sources (Budget)	Budget Info
College of Continuing Education Allocations	4,140,522
Total Revenues¹	\$4,140,522

Uses (Expenditures) by Colleges		Expenses
Academic Excellence	0.00	88,640
College of Arts & Letters	0.04	35,058
College of Business Admin	3.93	749,600
College of Engineering & Computer Science	1.58	159,806
College of Education	0.11	14,696
College of Health & Human Services	0.15	215,702
College of Natural Science & Mathematics	0.69	259,208
College of Social Science & Interdisciplinary Studies	2.03	238,105
Graduate Studies	0.50	35,180
Library	0.00	380,477
VP's Office - Academic Affairs	0.05	375,228
Total Operating Expenses¹	9.08	\$2,551,701

Uses (Expenditures) by Expense Type		Expenses
Regular Salaries & Wages	9.08	586,564
Benefits Group	0.00	132,610
Communications	0.00	1,409
Travel	0.00	11,272
Library Acquisitions	0.00	444,847
Contractual Services Group	0.00	181,089
Information Technology Costs	0.00	354,811
Services from Other Funds/Agencies Group	0.00	2,927
Equipment Group	0.00	283,996
Misc. Operating Expenses	0.00	477,325
Expenditure Adjustments	0.00	74,852
Total Operating Expenses¹	9.08	\$2,551,701

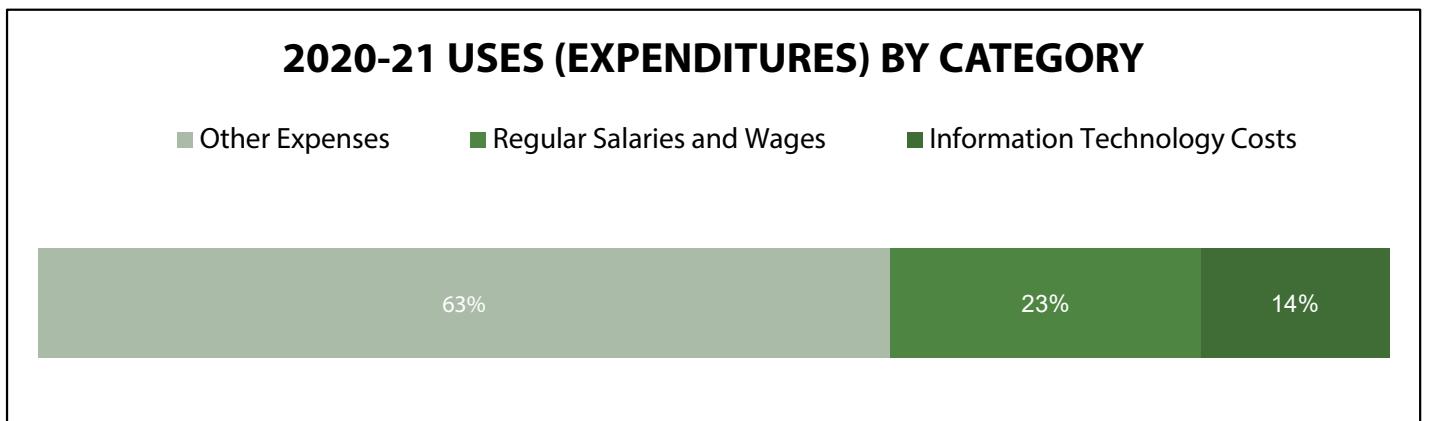
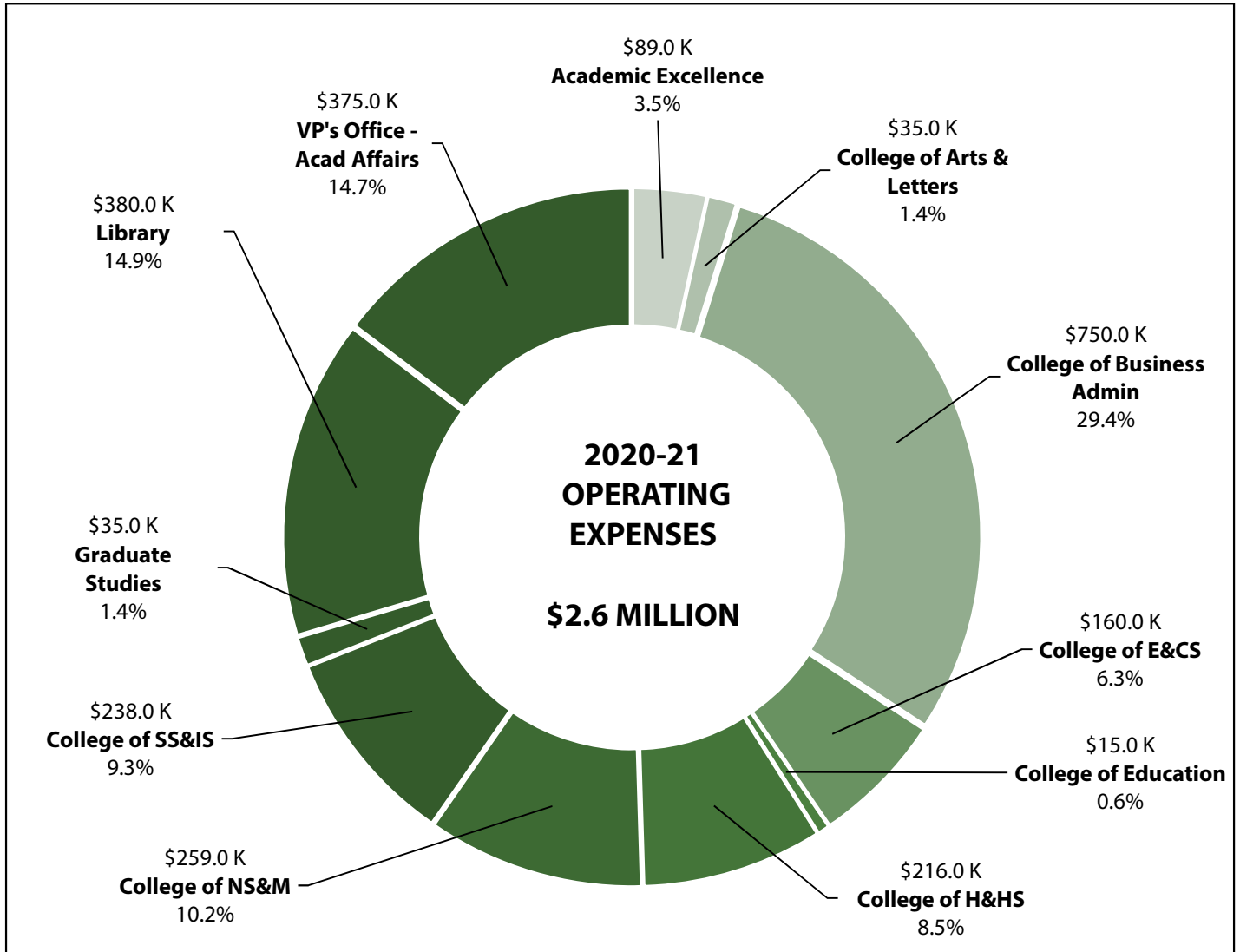
Budget Balance Available	Year End Balance
Total Prior Year Sources (Budget)	2,764,041
Total Current Year Sources (Budget)	4,140,522
Total Uses (Expenses)	(2,551,701)
Total Year-End Encumbrances	(333,816)
Budget Balance Available	\$4,019,046

¹Does not include transfers within the same CSU Fund 444

CAMPUS PARTNER FUNDS

TE FUNDS (TEACA/AAL/CBA/ECS/CED/GRD/HH/NSM/SSS)

FY 2020-21



CAMPUS PARTNER FUNDS

TE FUNDS (TEACA/AAL/CBA/ECS/CED/GRD/HH/NSM/SSS)

FY 2020-21

Department	FIRMS Expense Obj Code	Expense Description	TEAAL \$ Amount	TEACA \$ Amount	TECBA \$ Amount	TECED \$ Amount	TEECS \$ Amount	TEEDU \$ Amount	TEGRD \$ Amount	TEHHS \$ Amount	TENSM \$ Amount	TESSS \$ Amount	Total \$ Amount	
Academic Affairs Admin														
	601100	Academic Salaries		7,635									7,635	
	603012	Medicare		111									111	
	608005	Library Subscriptions (for library only)		8,828									8,828	
	613001	Contractual Services		177,822									177,822	
	616002	I/T Hardware		(9,159)									(9,159)	
	616003	I/T Software		79,365									79,365	
	660003	Supplies and Services		29,362									29,362	
	660009	Professional Development		4,000									4,000	
	690002	Prior Year Expenditure Adjustment		77,264									77,264	
Academic Affairs Admin Total				375,228									375,228	
Academic Affairs Reserve														
	670000	Tr Out within the same CSU Fund in 0948	86,524	2,385,800	331,482	130	75,895	159,182	8,012	437,115	382,753	406,906	4,273,799	
Academic Affairs Reserve Total				86,524	2,385,800	331,482	130	75,895	159,182	8,012	437,115	382,753	406,906	4,273,799
Academic Excellence														
	616003	I/T Software		82,540									82,540	
	660003	Supplies and Services		6,100									6,100	
Academic Excellence Total				88,640									88,640	
Accounting														
	601100	Academic Salaries			5,000								5,000	
	603012	Medicare			73								73	
	616005	Misc. Info Tech Costs			7,384								7,384	
	617001	Services from Other Funds/Agencies			85								85	
	660003	Supplies and Services			6,419								6,419	
	660009	Professional Development			2,611								2,611	
Accounting Total					21,572								21,572	

CAMPUS PARTNER FUNDS

TE FUNDS (TEACA/AAL/CBA/ECS/CED/GRD/HH/NSM/SSS)

FY 2020-21

Department	FIRMS Expense Obj Code	Expense Description	TEAL \$ Amount	TEACA \$ Amount	TECBA \$ Amount	TECED \$ Amount	TEECS \$ Amount	TEEDU \$ Amount	TEGRD \$ Amount	TEHHS \$ Amount	TENSM \$ Amount	TESSS \$ Amount	Total \$ Amount
Anthropology													
	601303	Student Assistant										1,080	1,080
	619002	Instructional Equipment										408	408
	660003	Supplies and Services										1,220	1,220
Anthropology Total												2,709	2,709
Art													
	619002	Instructional Equipment		(0)									(0)
Art Total												(0)	(0)
Asian Studies													
	616002	I/T Hardware										471	471
Asian Studies Total												471	471
Biological Sciences													
	601303	Student Assistant									3,785		3,785
	603012	Medicare									0		0
	619002	Instructional Equipment									46,026		46,026
	660003	Supplies and Services									22,920		22,920
Biological Sciences Total												72,730	72,730
CBA AD-Faculty													
	601100	Academic Salaries			96,578								96,578
	603003	Dental Insurance			25								25
	603011	Life Insurance			3								3
	603012	Medicare			1,400								1,400
	603014	Long-Term Disability Insurance			3								3
	660010	Insurance Premium Expense			60								60
CBA AD-Faculty Total												98,069	98,069
CBA AD-Graduate													
	617001	Services from Other Funds/Agencies			1								1
	660003	Supplies and Services			3,803								3,803
CBA AD-Graduate Total												3,804	3,804

CAMPUS PARTNER FUNDS

TE FUNDS (TEACA/AAL/CBA/ECS/CED/GRD/HH/NSM/SSS)

FY 2020-21

Department	FIRMS Expense Obj Code	Expense Description	TEAAL \$ Amount	TEACA \$ Amount	TECBA \$ Amount	TECED \$ Amount	TEECS \$ Amount	TEEDU \$ Amount	TEGRD \$ Amount	TEHHS \$ Amount	TENSM \$ Amount	TESSS \$ Amount	Total \$ Amount
CBA Central Activity													
	608005	Library Subscriptions (for library only)			0								0
	616005	Misc. Info Tech Costs			18,535								18,535
	617001	Services from Other Funds/Agencies			608								608
	660003	Supplies and Services			61,300								61,300
	690002	Prior Year Expenditure Adjustment			(1,763)								(1,763)
CBA Central Activity Total					78,680								78,680
CBA Dean													
	660003	Supplies and Services			28,954								28,954
CBA Dean Total					28,954								28,954
CBA Development													
	601300	Support Staff Salaries			2,100								2,100
	603012	Medicare			30								30
CBA Development Total					2,130								2,130
CBA EMBA													
	601100	Academic Salaries			21,868								21,868
	601300	Support Staff Salaries			116,334								116,334
	601303	Student Assistant			15,776								15,776
	603001	OASDI			8,517								8,517
	603003	Dental Insurance			2,814								2,814
	603004	Health and Welfare			44,940								44,940
	603005	Retirement			40,451								40,451
	603008	Industrial Disability			186								186
	603009	Non-Industrial Disability			120								120
	603011	Life Insurance			40								40
	603012	Medicare			2,065								2,065
	603013	Vision Care			200								200
	603014	Long-Term Disability Insurance			29								29
	603100	NDI/IDL Claims Reimbursement (contra expense)			(306)								(306)
	616003	I/T Software			12,000								12,000

CAMPUS PARTNER FUNDS

TE FUNDS (TEACA/AAL/CBA/ECS/CED/GRD/HH/NSM/SSS)

FY 2020-21

Department	FIRMS Expense Obj Code	Expense Description	TEAAL \$ Amount	TEACA \$ Amount	TECBA \$ Amount	TECED \$ Amount	TEECS \$ Amount	TEEDU \$ Amount	TEGRD \$ Amount	TEHHS \$ Amount	TENSM \$ Amount	TESSS \$ Amount	Total \$ Amount
	616005	Misc. Info Tech Costs			5,038								5,038
	617001	Services from Other Funds/Agencies			859								859
	660003	Supplies and Services			79,718								79,718
	660009	Professional Development			300								300
CBA EMBA Total					350,950								350,950
CBA IMBA													
	601100	Academic Salaries			26,208								26,208
	603001	OASDI			1,624								1,624
	603003	Dental Insurance			348								348
	603004	Health and Welfare			4,804								4,804
	603005	Retirement			7,698								7,698
	603008	Industrial Disability			222								222
	603009	Non-Industrial Disability			144								144
	603011	Life Insurance			14								14
	603012	Medicare			380								380
	603013	Vision Care			32								32
	603014	Long-Term Disability Insurance			10								10
	603100	NDI/IDL Claims Reimbursement (contra expense)			(366)								(366)
	660003	Supplies and Services			14,818								14,818
CBA IMBA Total					55,936								55,936
CBA MSA													
	660003	Supplies and Services			6,463								6,463
CBA MSA Total					6,463								6,463
CBA MSBA - Self Support													
	660003	Supplies and Services			1,088								1,088
CBA MSBA - Self Support Total					1,088								1,088

CAMPUS PARTNER FUNDS

TE FUNDS (TEACA/AAL/CBA/ECS/CED/GRD/HH/NSM/SSS)

FY 2020-21

Department	FIRMS Expense Obj Code	Expense Description	TEAAL \$ Amount	TEACA \$ Amount	TECBA \$ Amount	TECED \$ Amount	TEECS \$ Amount	TEEDU \$ Amount	TEGRD \$ Amount	TEHHS \$ Amount	TENSM \$ Amount	TESSS \$ Amount	Total \$ Amount	
Chemistry														
	601303	Student Assistant									8,707		8,707	
	603012	Medicare									0		0	
	619002	Instructional Equipment									69,997		69,997	
	660003	Supplies and Services									11,454		11,454	
Chemistry Total											90,157	90,157		
Civil Engineering														
	601303	Student Assistant					4,824						4,824	
	616002	I/T Hardware					252						252	
Civil Engineering Total							5,076						5,076	
College of Arts and Letters														
	616002	I/T Hardware	8,764										8,764	
	616003	I/T Software	9,776										9,776	
	660003	Supplies and Services	600										600	
	660009	Professional Development	35										35	
College of Arts and Letters Total			19,175										19,175	
College of Education														
	601100	Academic Salaries						6,905					6,905	
	603012	Medicare						216					216	
	616002	I/T Hardware						2,217					2,217	
	660003	Supplies and Services						3,349					3,349	
College of Education Total								12,686						12,686
College of H and HS														
	601100	Academic Salaries								4,655			4,655	
	603012	Medicare								68			68	
	606001	Travel-In State								93			93	
	606002	Travel-Out of State								2,591			2,591	
	613001	Contractual Services								3,266			3,266	
	616002	I/T Hardware								10,671			10,671	
	616003	I/T Software								500			500	

CAMPUS PARTNER FUNDS

TE FUNDS (TEACA/AAL/CBA/ECS/CED/GRD/HH/NSM/SSS)

FY 2020-21

Department	FIRMS Expense Obj Code	Expense Description	TEAAL \$ Amount	TEACA \$ Amount	TECBA \$ Amount	TECED \$ Amount	TEECS \$ Amount	TEEDU \$ Amount	TEGRD \$ Amount	TEHHS \$ Amount	TENSM \$ Amount	TESSS \$ Amount	Total \$ Amount
	619001	Other Equipment								984			984
	660003	Supplies and Services								25,987			25,987
	660009	Professional Development								9,733			9,733
College of H and HS Total										58,547			58,547
College of NS and M													
	601100	Academic Salaries									13,520		13,520
	603012	Medicare									196		196
	660003	Supplies and Services									42,995		42,995
	660010	Insurance Premium Expense									1,886		1,886
College of NS and M Total										58,597			58,597
College of SS and IS													
	601100	Academic Salaries										141,873	141,873
	603001	OASDI										276	276
	603005	Retirement										1,202	1,202
	603012	Medicare										2,057	2,057
	606002	Travel-Out of State										1,629	1,629
	608005	Library Subscriptions (for library only)										12,775	12,775
	616002	I/T Hardware										4,127	4,127
	660003	Supplies and Services										1,501	1,501
	660009	Professional Development										7,006	7,006
College of SS and IS Total											172,447	172,447	
Computer Science													
	601303	Student Assistant					30,426						30,426
	616002	I/T Hardware					2,000						2,000
	660003	Supplies and Services					1,000						1,000
Computer Science Total							33,427						33,427
Criminal Justice													
	617001	Services from Other Funds/Agencies								1,346			1,346
	660003	Supplies and Services								6,511			6,511
Criminal Justice Total										7,857		7,857	

CAMPUS PARTNER FUNDS

TE FUNDS (TEACA/AAL/CBA/ECS/CED/GRD/HH/NSM/SSS)

FY 2020-21

Department	FIRMS Expense Obj Code	Expense Description	TEAAL \$ Amount	TEACA \$ Amount	TECBA \$ Amount	TECED \$ Amount	TECS \$ Amount	TEEDU \$ Amount	TEGRD \$ Amount	TEHHS \$ Amount	TENSM \$ Amount	TESSS \$ Amount	Total \$ Amount
Dept. of Theatre and Dance													
	606002	Travel-Out of State	948										948
	660003	Supplies and Services	1,371										1,371
Dept. of Theatre and Dance Total			2,319										2,319
E and CS CAD Ctr													
	616002	I/T Hardware					38,661						38,661
	616003	I/T Software					43,796						43,796
	660003	Supplies and Services					5,078						5,078
E and CS CAD Ctr Total							87,534						87,534
Economics													
	616003	I/T Software										300	300
	616005	Misc. Info Tech Costs										2,214	2,214
	617001	Services from Other Funds/Agencies										14	14
	660003	Supplies and Services										8,442	8,442
Economics Total												10,969	10,969
Electrical Engineering													
	601303	Student Assistant					11,059						11,059
	616002	I/T Hardware					3,318						3,318
	619002	Instructional Equipment					10,383						10,383
	660003	Supplies and Services					5,704						5,704
	660009	Professional Development					900						900
Electrical Engineering Total							31,363						31,363
English													
	601303	Student Assistant	1,176										1,176
	606002	Travel-Out of State	1,219										1,219
English Total			2,395										2,395
Environmental Studies													
	660003	Supplies and Services										399	399
Environmental Studies Total												399	399

CAMPUS PARTNER FUNDS

TE FUNDS (TEACA/AAL/CBA/ECS/CED/GRD/HH/NSM/SSS)

FY 2020-21

Department	FIRMS Expense Obj Code	Expense Description	TEAAL \$ Amount	TEACA \$ Amount	TECBA \$ Amount	TECED \$ Amount	TEECS \$ Amount	TEEDU \$ Amount	TEGRD \$ Amount	TEHHS \$ Amount	TENSM \$ Amount	TESSS \$ Amount	Total \$ Amount
Family Consumer Science													
	601303	Student Assistant										8,284	8,284
	603012	Medicare										36	36
	616003	I/T Software										317	317
	616005	Misc. Info Tech Costs										1,839	1,839
	617001	Services from Other Funds/Agencies										0	0
	619001	Other Equipment										377	377
	660001	Postage and Freight										0	0
	660002	Printing										0	0
	660003	Supplies and Services										1,746	1,746
Family Consumer Science Total												12,600	12,600
Finance and Insurance and RE													
	616005	Misc. Info Tech Costs			6,048								6,048
	660003	Supplies and Services			3,656								3,656
Finance and Insurance and RE Total												9,704	9,704
Geography													
	619002	Instructional Equipment									4,734		4,734
	660003	Supplies and Services									189		189
Geography Total												4,923	4,923
Geology													
	601303	Student Assistant									0		0
	603012	Medicare									(0)		(0)
	660003	Supplies and Services									6,228		6,228
Geology Total												6,228	6,228
Gerontology													
	601303	Student Assistant										504	504
Gerontology Total												504	504

CAMPUS PARTNER FUNDS

TE FUNDS (TEACA/AAL/CBA/ECS/CED/GRD/HH/NSM/SSS)

FY 2020-21

Department	FIRMS Expense Obj Code	Expense Description	TEAL \$ Amount	TEACA \$ Amount	TECBA \$ Amount	TECED \$ Amount	TEECS \$ Amount	TEEDU \$ Amount	TEGRD \$ Amount	TEHHS \$ Amount	TENSM \$ Amount	TESSS \$ Amount	Total \$ Amount
Graduate and Prof Stds in Edu													
	601100	Academic Salaries						1,829					1,829
	603012	Medicare						27					27
Graduate and Prof Stds in Edu Total								1,855					1,855
Graduate Studies													
	601100	Academic Salaries							22,434				22,434
	603001	OASDI							1,391				1,391
	603003	Dental Insurance							298				298
	603004	Health and Welfare							4,112				4,112
	603005	Retirement							6,589				6,589
	603008	Industrial Disability							191				191
	603009	Non-Industrial Disability							123				123
	603011	Life Insurance							2				2
	603012	Medicare							2				2
	603013	Vision Care							325				325
	603014	Long-Term Disability Insurance							27				27
	603100	NDI/IDL Claims Reimbursement (contra expense)							(314)				(314)
Graduate Studies Total								35,180					35,180
History													
	660003	Supplies and Services	119										119
History Total			119										119
Info Sys and Biz Analytics													
	616005	Misc. Info Tech Costs			2,031								2,031
	660003	Supplies and Services			625								625
	660009	Professional Development			1,382								1,382
Info Sys and Biz Analytics Total					4,038								4,038
Information Technology													
	604090	Other Communications (Operating Cost)			1,409								1,409
	608005	Library Subscriptions (for library only)			42,767								42,767
	616003	I/T Software			1,500								1,500

CAMPUS PARTNER FUNDS

TE FUNDS (TEACA/AAL/CBA/ECS/CED/GRD/HH/NSM/SSS)

FY 2020-21

Department	FIRMS Expense Obj Code	Expense Description	TEAAL \$ Amount	TEACA \$ Amount	TECBA \$ Amount	TECED \$ Amount	TEECS \$ Amount	TEEDU \$ Amount	TEGRD \$ Amount	TEHHS \$ Amount	TENSM \$ Amount	TESSS \$ Amount	Total \$ Amount
	616005	Misc. Info Tech Costs			1,600								1,600
Information Technology Total					47,276								47,276
Kinesiology													
	619001	Other Equipment								48,717			48,717
	660003	Supplies and Services								12,145			12,145
Kinesiology Total										60,862			60,862
Management													
	601100	Academic Salaries			7,000								7,000
	603012	Medicare			102								102
	616005	Misc. Info Tech Costs			4,700								4,700
	660003	Supplies and Services			4,036								4,036
	660009	Professional Development			6,600								6,600
	660010	Insurance Premium Expense			60								60
Management Total					22,497								22,497
Marketing Supply Chain MGMT													
	616005	Misc. Info Tech Costs			3,030								3,030
	660003	Supplies and Services			4,554								4,554
	660006	Interest on Bonds and Notes			0								0
	660009	Professional Development			144								144
Marketing Supply Chain MGMT Total					7,728								7,728
Mathematics													
	601303	Student Assistant									0		0
	603012	Medicare									0		0
	606002	Travel-Out of State									1,385		1,385
Mathematics Total											1,385		1,385
Mechanical Engineering													
	619002	Instructional Equipment					2,406						2,406
Mechanical Engineering Total							2,406						2,406

CAMPUS PARTNER FUNDS

TE FUNDS (TEACA/AAL/CBA/ECS/CED/GRD/HH/NSM/SSS)

FY 2020-21

Department	FIRMS Expense Obj Code	Expense Description	TEAAL \$ Amount	TEACA \$ Amount	TECBA \$ Amount	TECED \$ Amount	TEECS \$ Amount	TEEDU \$ Amount	TEGRD \$ Amount	TEHHS \$ Amount	TENSM \$ Amount	TESSS \$ Amount	Total \$ Amount
Music													
	606001	Travel-In State	1,006										1,006
	606002	Travel-Out of State	1,325										1,325
	616002	I/T Hardware	4,846										4,846
	660003	Supplies and Services	2,797										2,797
Music Total			9,974										9,974
Nursing													
	619002	Instructional Equipment								78,270			78,270
	660003	Supplies and Services								4,832			4,832
Nursing Total										83,103			83,103
Philosophy													
	606002	Travel-Out of State	1,076										1,076
Philosophy Total			1,076										1,076
Physics and Astronomy													
	601303	Student Assistant									(0)		(0)
	603012	Medicare									0		0
	616002	I/T Hardware									1,561		1,561
	619001	Other Equipment									19,281		19,281
	619002	Instructional Equipment									2,415		2,415
	660003	Supplies and Services									1,932		1,932
Physics and Astronomy Total											25,188		25,188
Political Science													
	616003	I/T Software										908	908
	660003	Supplies and Services										2,034	2,034
Political Science Total												2,942	2,942
Psychology													
	601303	Student Assistant										16,996	16,996
	617001	Services from Other Funds/Agencies										15	15
	660003	Supplies and Services										9,671	9,671
	660017	Advertising and Promotional Expenses										119	119

CAMPUS PARTNER FUNDS

TE FUNDS (TEACA/AAL/CBA/ECS/CED/GRD/HH/NSM/SSS)

FY 2020-21

Department	FIRMS Expense Obj Code	Expense Description	TEAAL \$ Amount	TEACA \$ Amount	TECBA \$ Amount	TECED \$ Amount	TEECs \$ Amount	TEEDU \$ Amount	TEGRD \$ Amount	TEHHS \$ Amount	TENSM \$ Amount	TESSS \$ Amount	Total \$ Amount
	660090	Expenses-Other										100	100
	690002	Prior Year Expenditure Adjustment										(650)	(650)
Psychology Total												26,251	26,251
Public Policy and Admin													
	660003	Supplies and Services										196	196
Public Policy and Admin Total												196	196
Recreation Parks and Tourism													
	601303	Student Assistant								2,711			2,711
	660003	Supplies and Services								2,623			2,623
Recreation Parks and Tourism Total												5,334	5,334
Sociology													
	601303	Student Assistant										900	900
Sociology Total												900	900
Strategy and Entrepreneurship													
	601100	Academic Salaries			5,000								5,000
	603012	Medicare			73								73
	616005	Misc. Info Tech Costs			2,788								2,788
	660003	Supplies and Services			2,347								2,347
	660009	Professional Development			503								503
Strategy and Entrepreneurship Total												10,711	10,711
Undergraduate Studies in Educ													
	660003	Supplies and Services						156					156
Undergraduate Studies in Educ Total												156	156
University Library													
	608004	Library Periodicals (for library only)		203,527									203,527
	608005	Library Subscriptions (for library only)		176,950									176,950
University Library Total												380,477	380,477
Women's Studies													
	601303	Student Assistant										1,400	1,400
	616002	I/T Hardware										873	873

CAMPUS PARTNER FUNDS

TE FUNDS (TEACA/AAL/CBA/ECS/CED/GRD/HH/NSM/SSS)

FY 2020-21

Department	FIRMS Expense Obj Code	Expense Description	TEAAL \$ Amount	TEACA \$ Amount	TECBA \$ Amount	TECED \$ Amount	TEECS \$ Amount	TEEDU \$ Amount	TEGRD \$ Amount	TEHHS \$ Amount	TENSM \$ Amount	TESSS \$ Amount	Total \$ Amount
	660003	Supplies and Services										5,445	5,445
Women's Studies Total												7,717	7,717
World Languages - Literatures													
	606001	Travel-In State	0										0
World Languages - Literatures Total												0	0
Grand Total			\$121,582	\$3,230,145	\$1,081,083	\$130	\$235,700	\$173,878	\$43,192	\$652,817	\$641,962	\$645,011	\$6,825,500