



SACRAMENTO STATE

Annual Financial Review Town Hall

October 14, 2021

Agenda

- Introduction
- How did we spend the money in 2020-21 – Diana Lynch
- CSU Final 2021-22 Budget – Diana Lynch
- Sac State Campus' Final 2021-22 Budget – Lauren Garrett
- Early Discussions on the 2022-23 CSU System Budget – Rose McAuliffe
- Philanthropy – Dr. Lisa Cardoza, Vice President for University Advancement
- Student Success Initiatives – Dr. Jim Dragna, Exec. Director for University Initiatives / Shivakumar Pillai, Senior Analyst
- Questions?



How did we Spend the Money in 2020-21?

Diana Lynch

Sr. Finance Budget Analyst

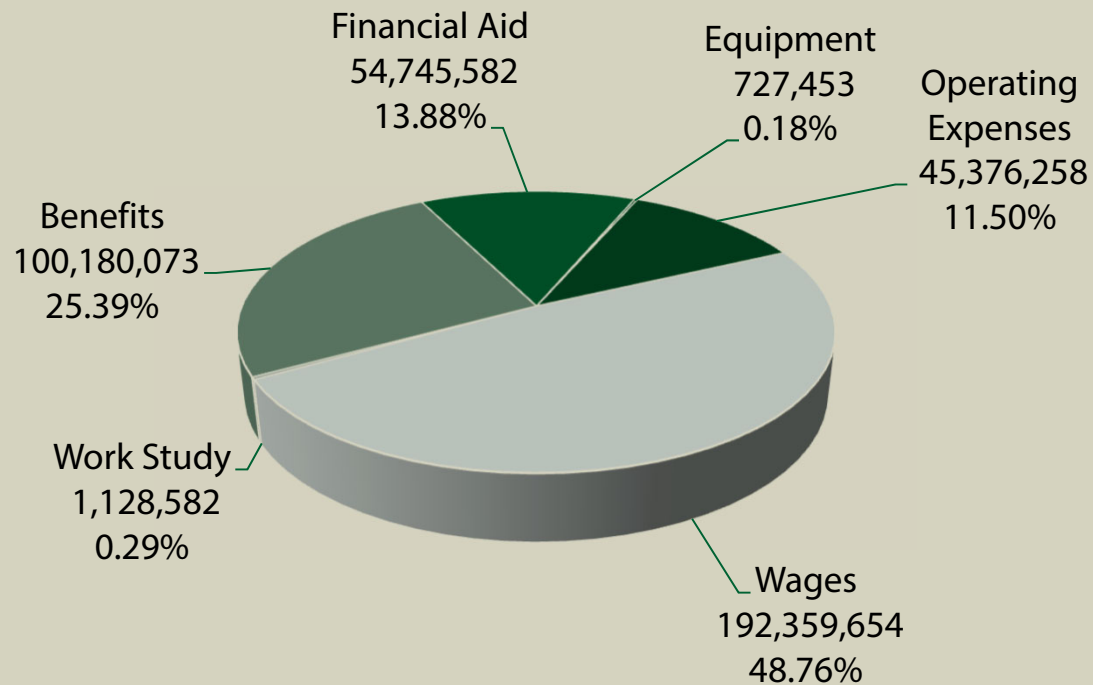
Budget Planning & Administration



SACRAMENTO STATE
Redefine the Possible

2020-21 Operating Expenses

TOTAL OPERATING FUND EXPENSES = \$395M



CSU SYSTEM 2021-22 Budget



SACRAMENTO STATE
Redefine the Possible

CSU SYSTEM 2021-22 Budget

CSU's requested increase (Nov 2020)

Incremental Expenditures		in million
Graduation Initiative 2025		\$150.0
<i>Campus Highest Priorities</i>	\$135.0	
<i>Basic Needs Initiative</i>	15.0	
Mandatory Costs		57.0
<i>AB 1460-Ethnic Studies Requirement</i>	16.5	
<i>Health Benefits</i>	23.8	
<i>Operations & Maintenance of New Facilities</i>	11.3	
<i>Minimum Wage</i>	5.4	
Academic Facilities & Infrastructure Needs		50.0
General Fund Restoration		299.0
Total Incremental Expenditures		\$556.0

CSU SYSTEM 2021-22 Budget

- Governor's January Proposal (Jan 8, 2021)
 - \$144.5 million Recurring
 - \$225 million One-time
- Governor & Legislature Reach Agreement (Feb 17, 2021)
 - \$299 million Restoration
- Governor's May Revise (May 14, 2021)
 - \$74.4 million additional ongoing
 - \$150 million one-time American Rescue Plan Act of 2021 funds to address deferred maintenance



CSU SYSTEM 2021-22 Budget

- Final Budget Act of 2021 (amended on July 12, 2021)

Ongoing: \$550.2 million

- \$299 million Restoration
- \$186 million CSU operational costs
- \$15 million Basic Needs Initiative
- \$15 million Student mental health
- \$25 million HSU new polytechnic designation
- \$10.2 million other initiatives

One-Time: \$976.3 million



Sac State Campus' Final 2021-22 Budget

Lauren Garrett

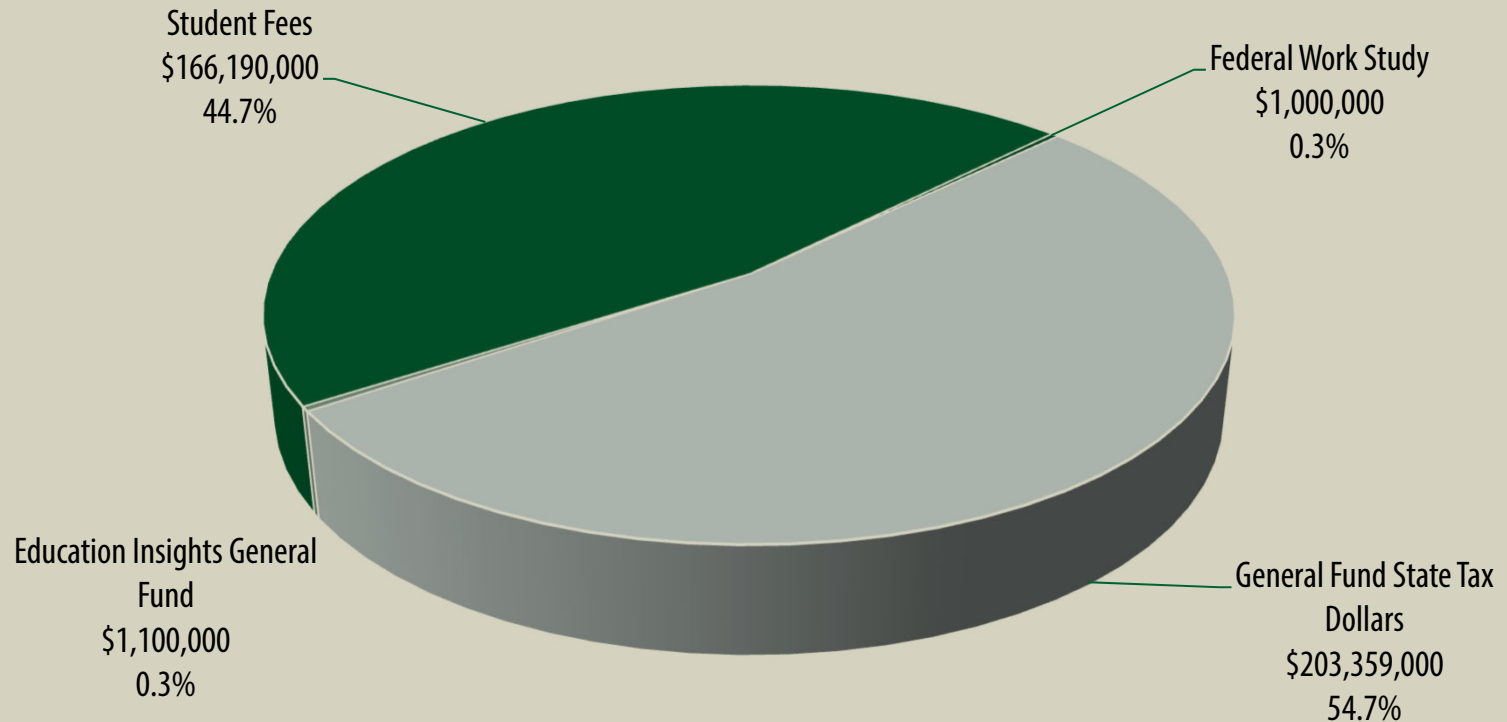
Sr. Finance Budget Analyst
Budget Planning & Administration



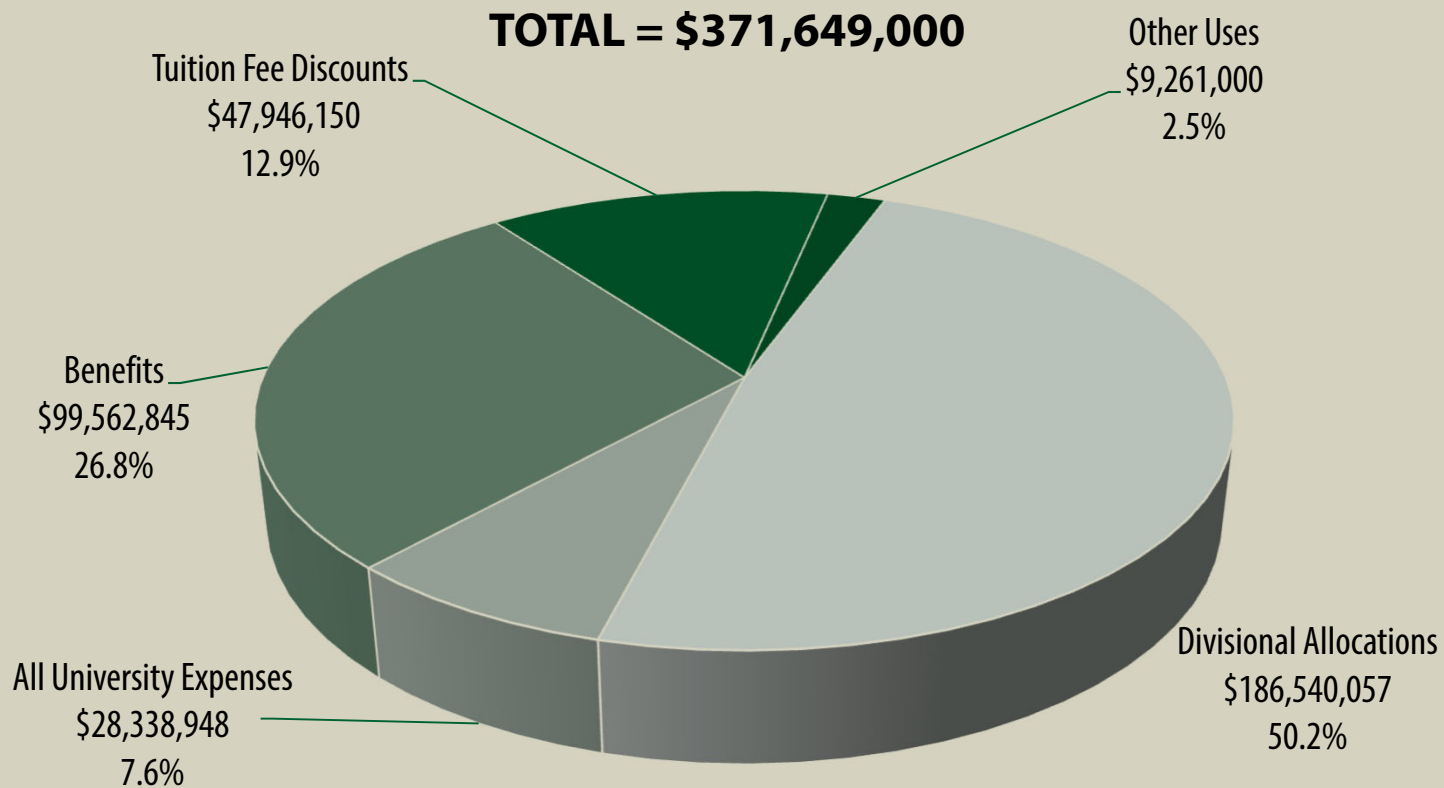
SACRAMENTO STATE
Redefine the Possible

General Operating Fund – 2021-22 Sources

TOTAL = \$371,649,000

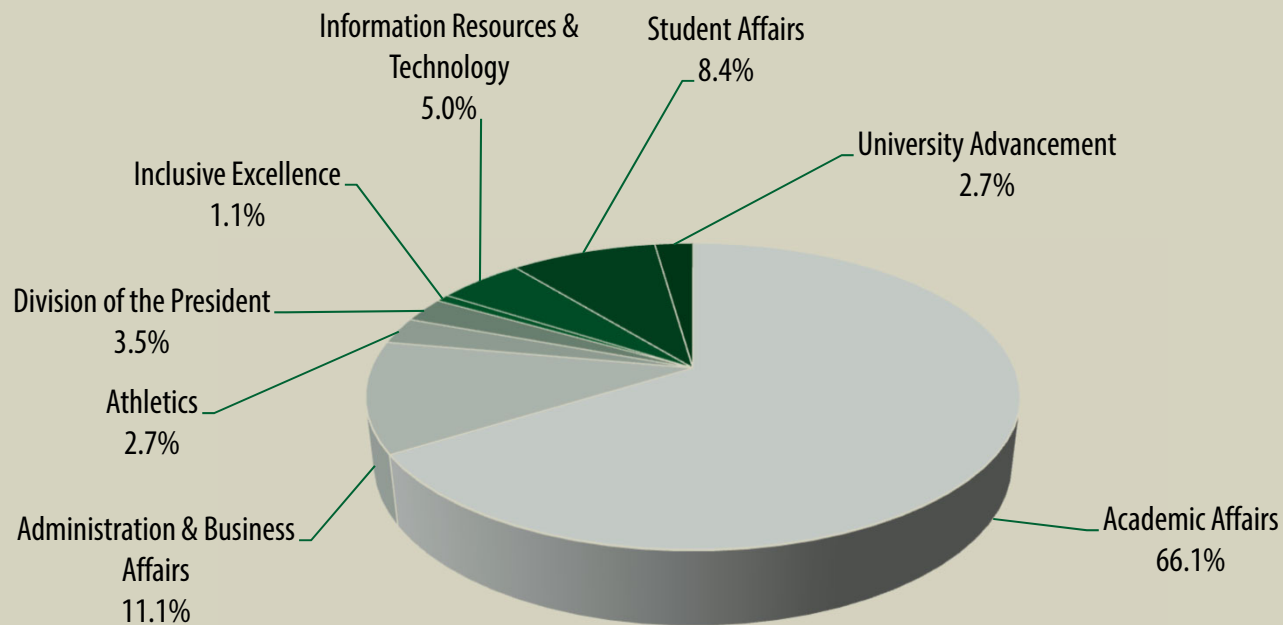


General Operating Fund – 2021-22 Uses



General Operating Fund – 2021-22 Divisional Baseline Budgets

TOTAL = \$186,540,057



Major Changes in Sac State's Budget

2021-22 Final Budget Allocations	
2020-21 General Fund	185,106,000
Revisions to 2020-21 General Fund Expenditures	(2,244,000)
2021-22 General Fund Increase for Expenditures	16,936,000
2021-22 General Fund Allocation	199,798,000

- The decrease of \$2,244,000 includes retirement and compensation adjustments.
- The increase of \$16,936,000 includes:
 - \$2,748,000 committed funds (health premiums, operations, compensation, Ethnic Studies, SUG)
 - \$10,728,000 restoration of 2020-21 reduction (\$11M given back to divisions)
 - \$2,200,000 for Basic Needs and Mental Health
 - \$1,260,000 remaining GI 2025 after sweep back for Systemwide priorities



Major Changes in Sac State's Expenses

On-going:

- \$11,000,000 given back to divisions
- \$5,158,739 in Strategic Imperative funding to divisions
- \$869,942 in AUE increases (\$28.3 Million)
- \$2,200,000 for Basic Needs and Mental Health

One-time

- \$3,965,644 UBAC recommended one-time
- \$4,003,250 Supplemental one-time
- Chancellor's Office one-time:
 - \$2,178,000 Emergency Financial Assistance Grants for Low-Income Students
 - \$600,000 Faculty Professional Development
 - \$2,951,000 Enrollment Funding in Support of Graduation Initiative 2025
 - \$257,487 Project Rebound



Early Discussions on the 2022-23 CSU System Budget

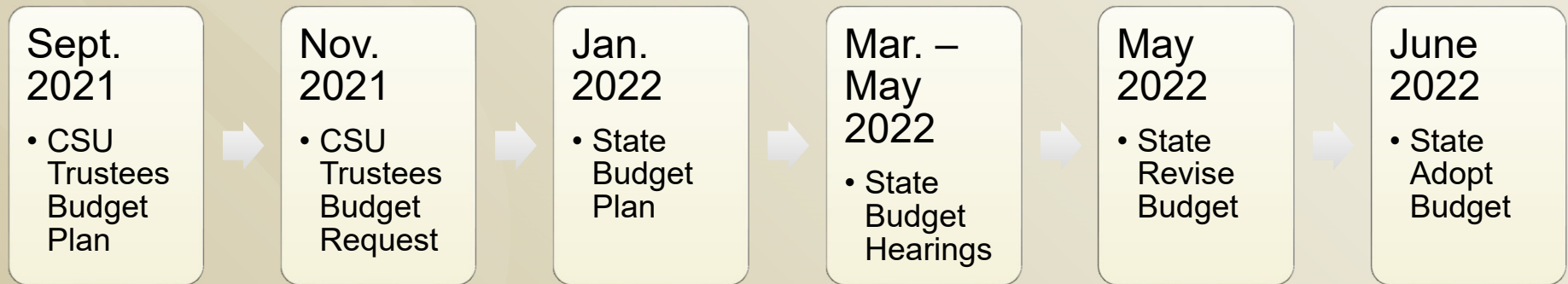
Rose McAuliffe

Associate Vice President
Budget Planning & Administration



SACRAMENTO STATE
Redefine the Possible

2022-23 CSU System Budget Timeline



Early Discussions on the 2022-23 CSU System Budget

Incremental Expenditure Increases	Range (in millions)	
Graduation Initiative 2025	\$75	\$75
Student Basic Needs	10	20
Bridging Equity Divide Through Technology	50	100
Employee Salary and Benefit Increases	199	245
Academic Facilities and Infrastructure	50	135
Enrollment Growth	129	129
Mandatory Costs	50	50
Staff Salary Structure Study Results	TBD	TBD
Total Incremental Budget Request	\$563	\$754

University Advancement Philanthropy

Lisa Cardoza

VP for

University Advancement



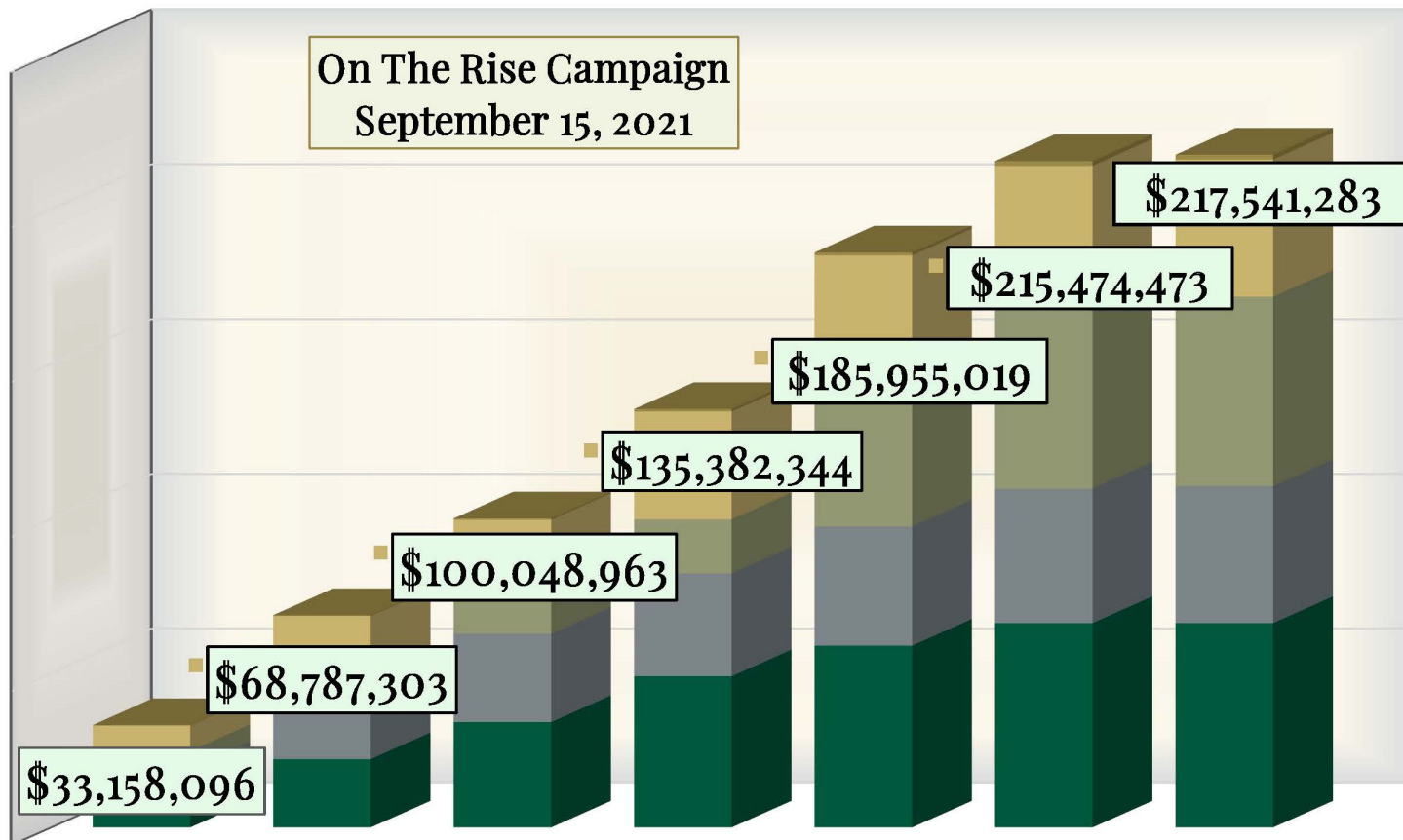
SACRAMENTO STATE
Redefine the Possible

Annual Fundraising Update

- Annual Goal: 10% of State Budget
- 2020-2021 Goal: \$18.4M
 - Raised: \$30.1M
- 2021-2022 Goal: \$19.9M



**On The Rise Campaign
September 15, 2021**



	2015-2016	2016-2017	2017-2018	2018-2019	2019-2020	2020-2021	2021-2022
■ GIK	\$157,427.0	\$271,432.0	\$461,119.0	\$804,090.0	\$918,930.5	\$1,537,057	\$1,537,057
■ Expectancies	\$8,242,758	\$18,026,57	\$19,949,90	\$34,824,40	\$39,511,43	\$43,154,36	\$44,364,36
■ Pledges	\$5,577,284	\$12,464,12	\$16,949,89	\$17,472,53	\$48,112,66	\$61,133,10	\$61,169,63
■ Cash	\$8,454,931	\$15,904,44	\$28,570,05	\$33,305,83	\$38,521,13	\$43,448,38	\$44,268,65
■ CPR	\$10,725,69	\$22,120,72	\$34,117,99	\$48,975,48	\$58,890,85	\$66,201,57	\$66,201,57

Student Success/Graduation Rates

Shivakumar Pillai, Sr. Analyst

on behalf of

Dr. Jim Dragna

Executive Director, University Initiatives & Student Success

Division of the President



SACRAMENTO STATE
Redefine the Possible

Graduation Initiative 2025



Increase graduation rates and eliminate achievement gap by 2025

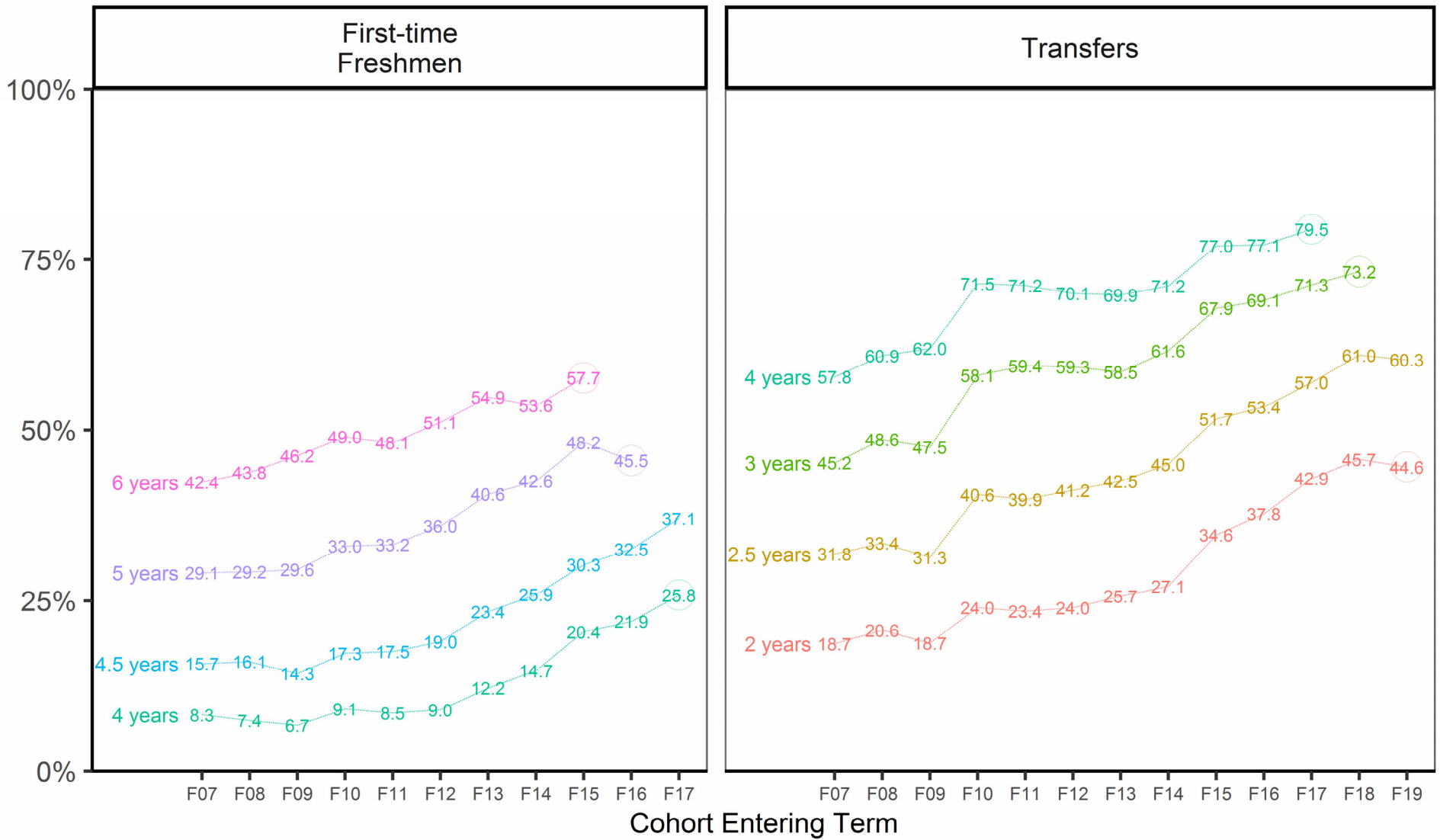
- *First-Time, First Year: 4-year & 6-year graduation rates*
- *Transfers: 2-year & 4-year graduation rates*
- *Difference between URM & non-URM graduation rates*



Sacramento State Graduation Rates and Targets

NATIVE FIRST YEAR FULL TIME STUDENTS							SAC Target
Graduation Rate	2016	2017	2018	2019	2020	2021**	2025
4-Year	9.0%	12.2%	14.7%	20.4%	21.9%	25.8%	30%
6-Year	48.9%	48.1%	51.1%	54.6%	54.0%	57.7%	60%
TRANSFER STUDENTS							SAC Target
Graduation Rate	2016	2017	2018	2019	2020	2021**	2025
2-Year	27.1%	34.6%	37.4%	42.8%	45.7%	44.6%	38%
4-Year	70.4%	70.5%	71.7%	77.7%	77.9%	79.5%	81%
Opportunity Gap							
6-Year	2016	2017	2018	2019	2020	2021**	
URM/Non-URM	5.5 pp	2.0 pp	-1.2 pp	11.7 pp	7.6pp	~4.1 pp	
Pell /Non-Pell	5.6 pp	6.1 pp	4.8 pp	8.3 pp	7.5pp	~5.0 pp	

Graduation Rate Trend



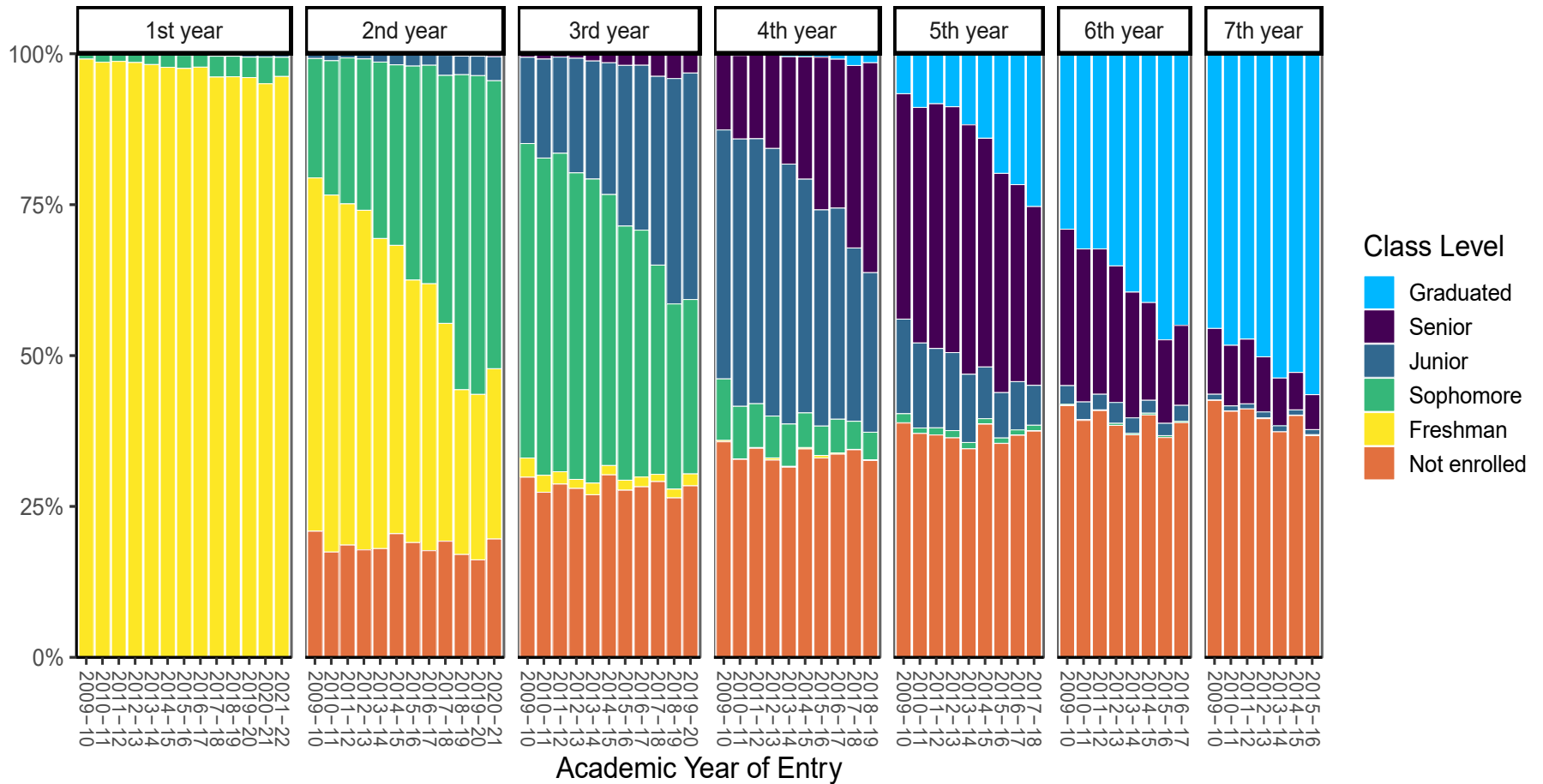
Graduation Rates By Ethnicity, Gender, Pell and First Generation

4 Year Graduation Rates	2016	2020	2021**
African American	4.3%	15.6%	19.8%
Asian	5.5%	18.6%	24.4%
Hispanic	8.6%	21.1%	25.1%
White	13.4%	25.9%	32.3%
Female	10.6%	26.9%	29.9%
Male	6.6%	15.1%	20.5%
Pell Eligible	5.5%	18.6%	23.2%
Non-Pell Eligible	13.3%	25.9%	29.5%
First Generation	4.7%	19.2%	23.4%
Non-First Generation	11.1%	23.8%	27.7%

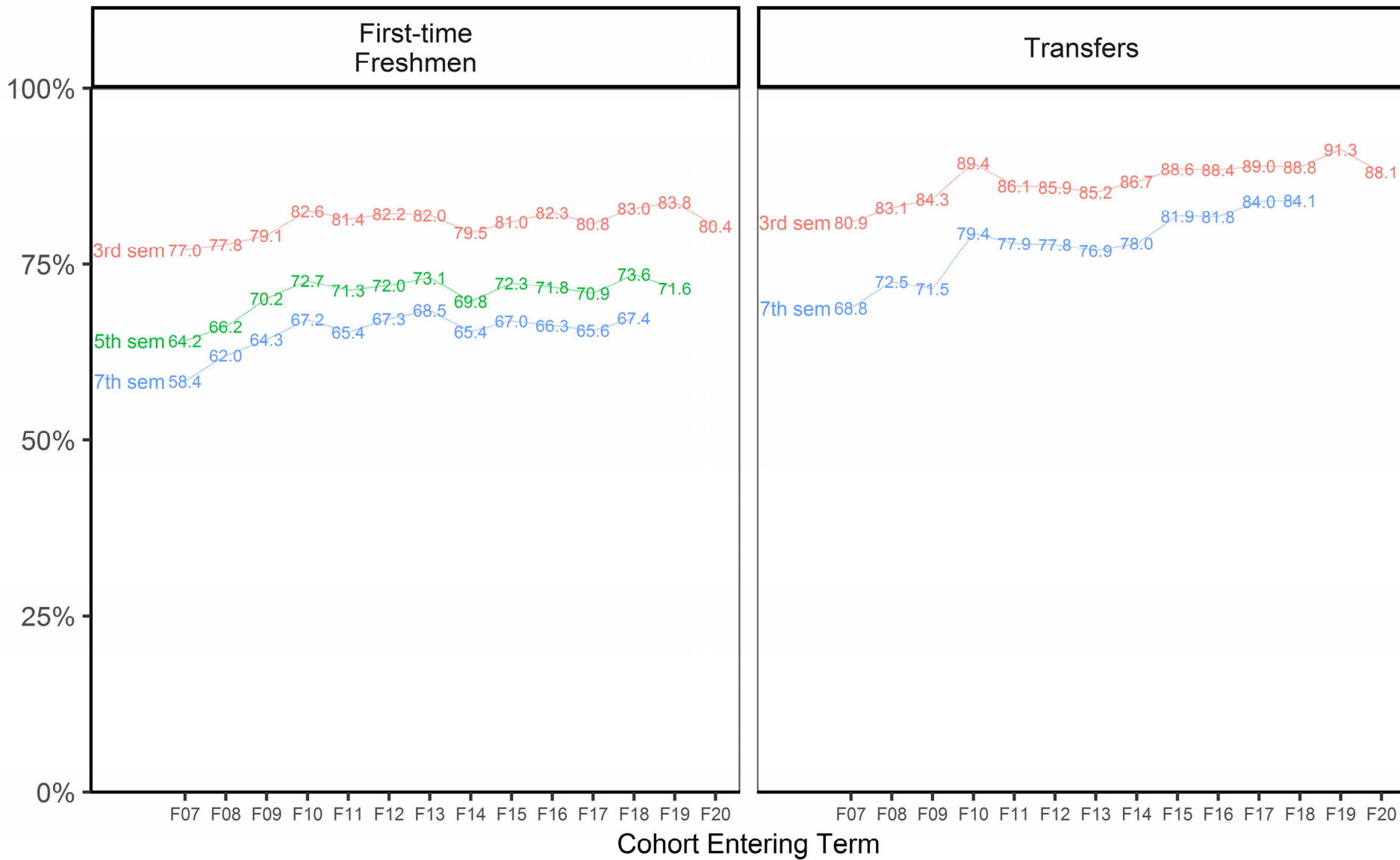


Progression

First-Time Freshmen: Class level progression at start of each each academic year



Retention Trend



Graduation Initiative 2025 Advisory Committee Recommendations

- Targeting DFW Courses with Focus on Equity
- Expanding Data Sharing and Campus-level Data Transparency through an Equity Lens
- Supporting Student Basic Needs
- Ensuring Robust and Directed Academic Advising for All Students
- Prioritizing Course Availability



Questions?



Reference Materials

- Budget Office Website
 - <https://www.csus.edu/administration-business-affairs/budget-planning/>
- Annual Report
 - <https://www.csus.edu/administration-business-affairs/budget-planning/planning-oversight.html>



Contact Information

Budget Office:

Rose McAuliffe mcauliffe@csus.edu

Lauren Garrett leg67@csus.edu

Diana Lynch d.lynch@csus.edu

University Advancement & Philanthropy:

Dr. Lisa Cardoza, Vice President for University Advancement

lisa.cardoza@csus.edu

Student Success:

Dr. Jim Dragna, Executive Director, University Initiatives & Student Success

james.dragna@csus.edu

