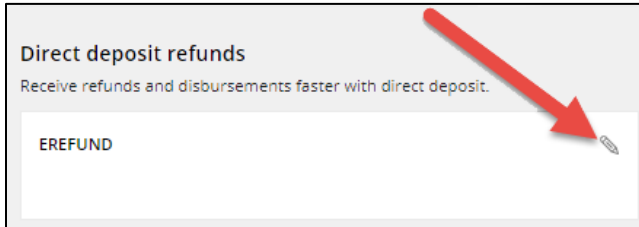
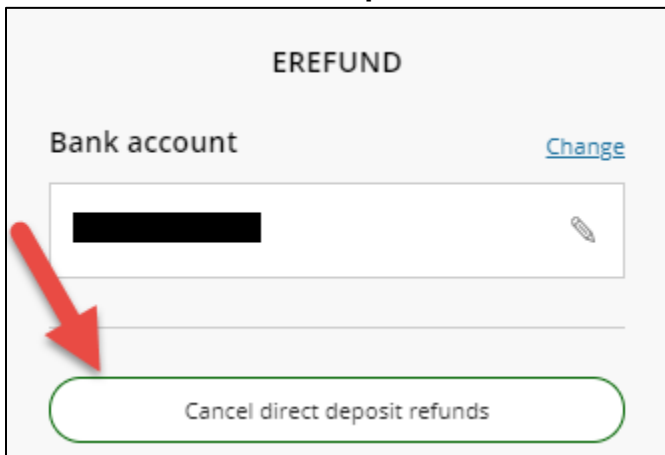


To Withdraw from eRefund:

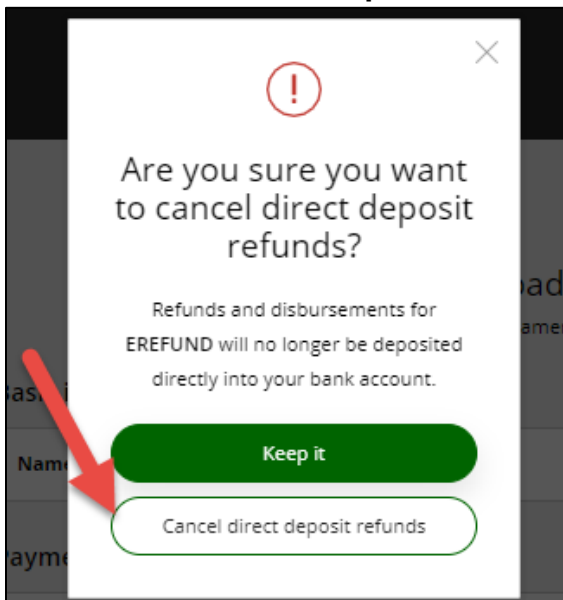
1. Log into your Student Center
2. Click **Account Inquiry**
3. Click **Sign up for eRefund (direct deposit)**
4. Click **My Account**
5. Click the **pencil icon** next to **EREFUND** in the **Direct deposit refunds** section



6. Click **Cancel direct deposit refunds** under **Bank account**



7. Click **Cancel direct deposit refunds**



[Please see the eRefund Setup Account document if needed.](#)

