

Paying ACE Fee

Payment must be received by 03/21/2022 in order to earn college credit for your coursework.

Option A: Pay Online

- 1) You MUST establish a My Sac State identity. Please click on the following link to create a My Sac State log-in and password: <https://mysamlink.csus.edu/default.aspx>.



SACRAMENTO STATE
INFORMATION RESOURCES & TECHNOLOGY

Create or Verify Your Account

Activate Your SacLink Account
Verify Your Forgotten SacLink Username

Last Name:

SacState ID or SSN
(Last 4 Digits):

Date of Birth:

Verify Your Identity

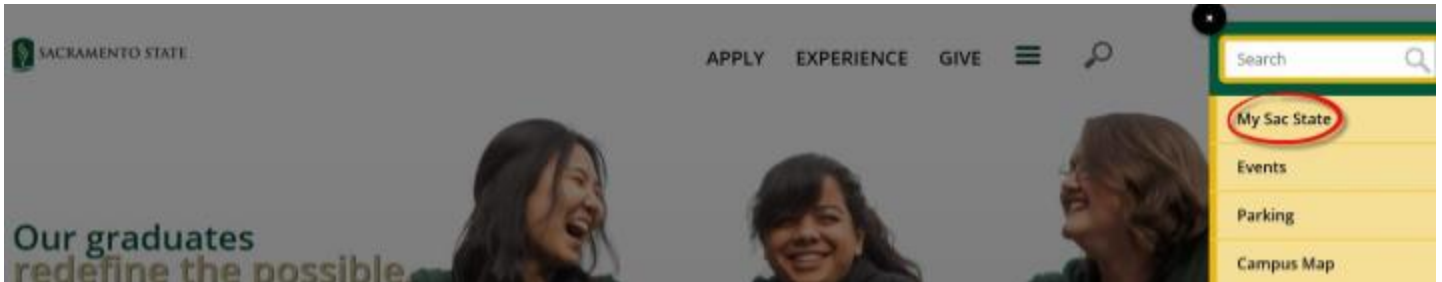
- 2) Once that is completed go to page two of this PDF and follow the rest of the expanded tutorial to make your online payment.

Option B: Pay by Snail Mail

- 1) Make check payable to "CSUS". In the notes section please include:
ACE - Student's Name, and your student ID number (found in your email).
- 2) Send a personal check or money order to:
Sacramento State
Bursar's Office
6000 J Street, MS 6052
Sacramento, CA 95819

ONLINE PAYMENT INSTRUCTIONS


1. From the Sac State main page (www.csus.edu) use the magnifying glass to click on My Sac State.



2. Enter your SacLink username and password and click “Log-in”.

A screenshot of the Sacramento State login page. The page has a dark green background with the Sacramento State logo at the top center. Below the logo, there are two input fields: 'Username' and 'Password'. A green 'Login' button is positioned below the password field.

3. Click on the “Student Center” link.



4. Click on “Account Inquiry”

Academics

- [Search](#)
- [Smart Planner](#)
- [Enroll](#)
- [My Academics](#)
- [Enroll in CSU Fully Online](#)
- [View My Grades](#)
- [Sac State Scheduler](#)
- [Order Transcripts Online](#)
- [KEYS to Degree Toolbox](#)

other academic...

You are not enrolled in classes.

[Enrollment Shopping Cart](#)

Finances

My Account

Account Inquiry

other financial...

Financial Aid

- [View Financial Aid](#)
- [Accept/Decline Awards](#)
- [Satisfactory Acad Progress](#)

Account Summary

Total Balance 37.00
Currency used is US Dollar.

5. Click on “Make an Online Payment”.

Currency used is US Dollar.

Following is a Running Totals summary by due date of the charges and deposits that you owe. Review either the Details by Due Date table or the Details by Charge table to see the specific charges.

Summary of Charges by Due Date

DUE DATE	DUE AMOUNT	RUNNING TOTAL
09/15/2021	37.00	37.00

< FIRST | PREVIOUS 1 OF 1 NEXT | LAST >

FIND

Details by Due Date

View By

All Terms Go

Details by Charge

CHARGE	DUE DATE	TERM	AMOUNT
ACE ASI Fee	09/15/2021	Fall 2021	1.00
ACE Admin Fee	09/15/2021	Fall 2021	10.00
ACE Facilities Fee	09/15/2021	Fall 2021	25.00
ACE Univ Union Fee	09/15/2021	Fall 2021	1.00
Total due for this view			37.00
Total due			37.00

< FIRST | PREVIOUS 14 OF 6 NEXT | LAST >

FIND

Make an Online Payment

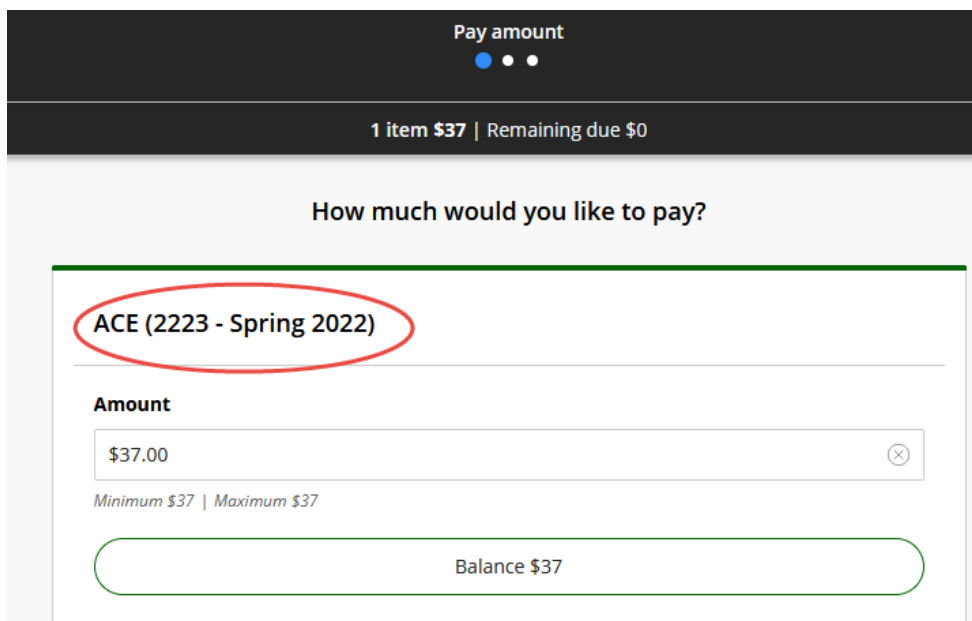
Make an International Payment

Sign Up for eRefund (direct deposit)

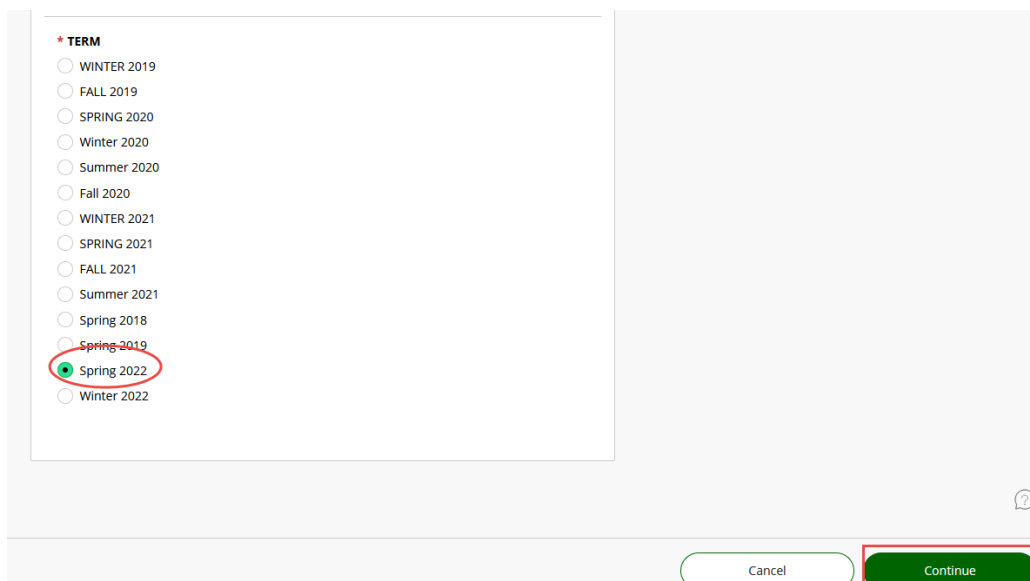
6. Click on “Make Payment”.



7. Click on the payment you would like to make.



8. Select the term, and click on Continue.



9. Select your method of payment and click “Continue”.

How would you like to pay?

Payment amount
\$37

* Payment method

New credit or debit card

New bank account

Bank account terms and conditions

By checking the box below, you authorize MetaBank to withdraw payment for the amount indicated from your account. You represent you have authority to withdraw funds from the deposit account selected. Because this is an electronic transaction (also called an ACH transaction), the payment funds may be withdrawn from your account on the payment date.

Except for disputes or claims in which the amount in controversy is within the jurisdictional limits of, and is filed in, a small claims court, you agree to arbitrate all disputes and claims between you and Higher One, Inc. before the American Arbitration Association (“AAA”) under the Federal Arbitration Act, and not to sue in court in front of a judge or jury. You further agree that you may only be able to bring a claim against us in your individual capacity and not as a plaintiff or class member in any purported class or representative proceeding. The details of your agreement to binding individual arbitration can be found here: <https://www.blackboard.com/es-lac/arbitration-policy>

I agree

This site is protected by reCAPTCHA and the Google [Privacy Policy](#) and [Terms of Service](#) apply.

Cancel Continue

10. Enter your credit card or bank account information and click “Continue”.

SACRAMENTO STATE

Pay amount

Payment method

How would you like to pay?

Payment amount
\$36

* Payment method
New bank account

Enter check information

* Account holder name
[]
Account holder name required

* Account type
 Checking
 Savings

* Routing transit number []

* Bank account number [] * Confirm bank account number []

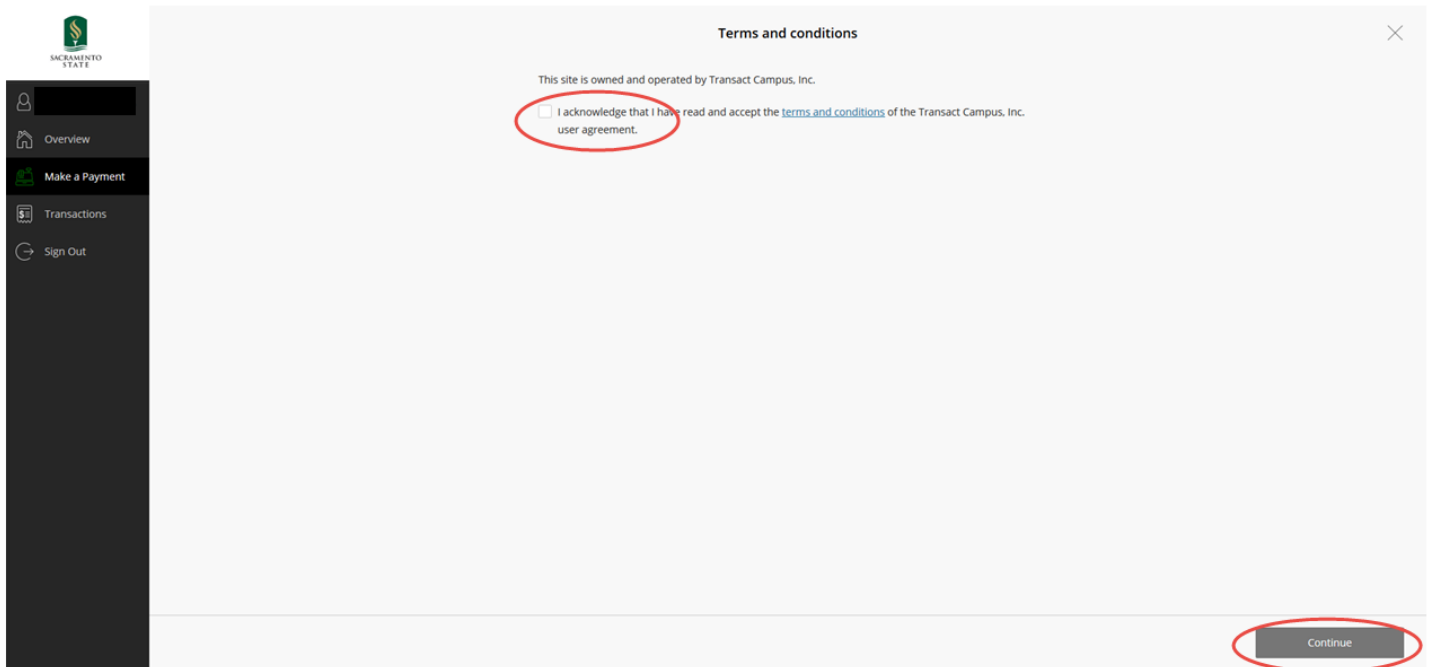
Save bank account for future use

Secure encrypted payment

Cancel Continue

<https://www.csus.edu/administration-business-affairs/bursar/>

11. Check the fee acknowledgement box and click “Continue”.



Your transaction is complete and you should receive an email confirmation shortly.