

PERCEPTIONS of HOMELESSNESS in the Greater Sacramento Region



SACRAMENTO
STATE

August 2025 | Representative Survey of Households

Residents in Our Region...

63%

rate the overall **quality of life** offered by their local communities as **good/excellent**

38%

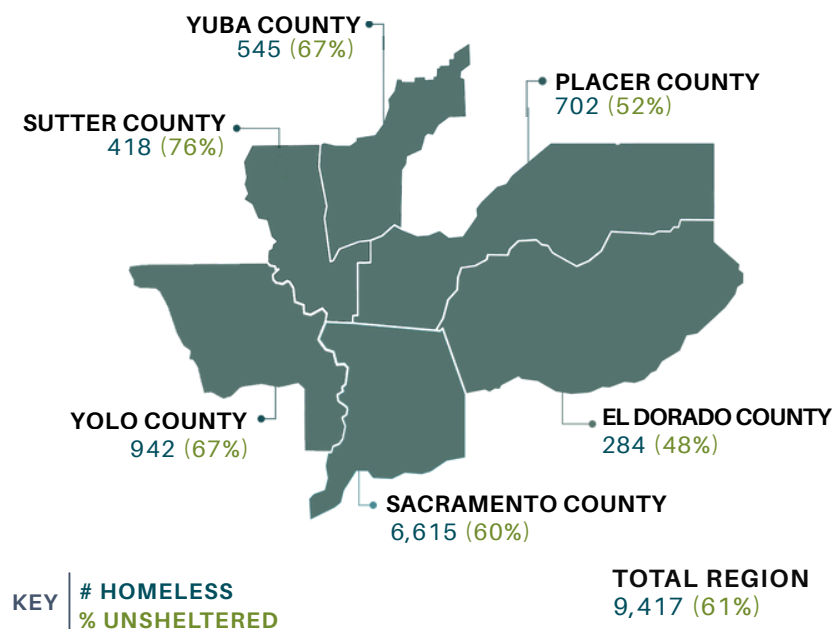
rate **housing** availability/affordability in their local communities as **poor**

89%

are very/somewhat **concerned** about **homelessness** in their local communities

Homelessness in Our Region

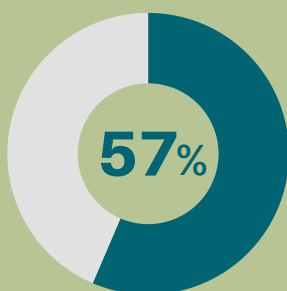
A Point-in-Time (PIT) Count is conducted regularly by each county to understand how many people are experiencing sheltered and unsheltered homelessness on a given night. The latest counts¹ estimated there were almost 9,500 individuals experiencing homelessness across the region with 61% of the individuals unsheltered at the time (i.e., living outside, in a tent, or car).



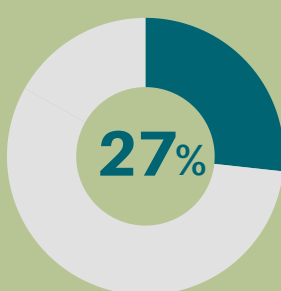
¹ As reported in 2024 County PIT Counts. Sutter and Yuba PIT Counts are from 2023.

Residents routinely see signs of homelessness in their local communities.

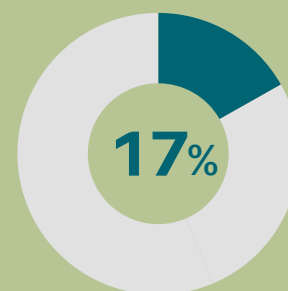
Over the past year, a majority of residents (57%) saw **signs of homelessness and unhoused individuals** almost everyday.



Almost **everyday**



At least **once a week**

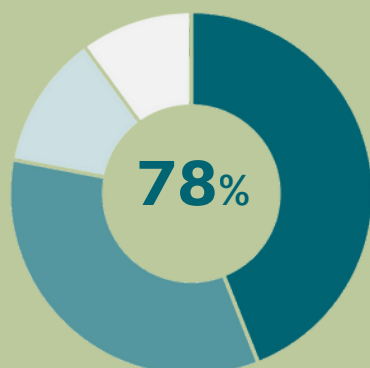


Few **times a month** or less

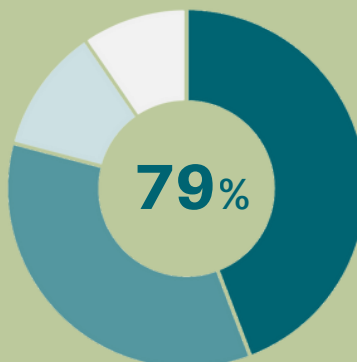
Homelessness was a key voting issue in the last election.

A large majority of residents reported that they **strongly** considered or **somewhat** considered the issue of homelessness when voting.

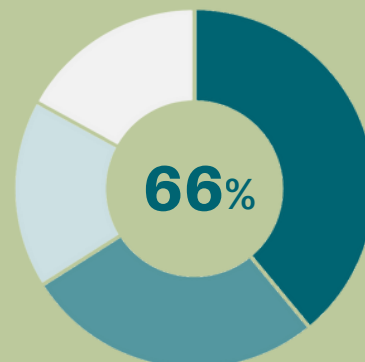
in **local** elections



in **state** elections



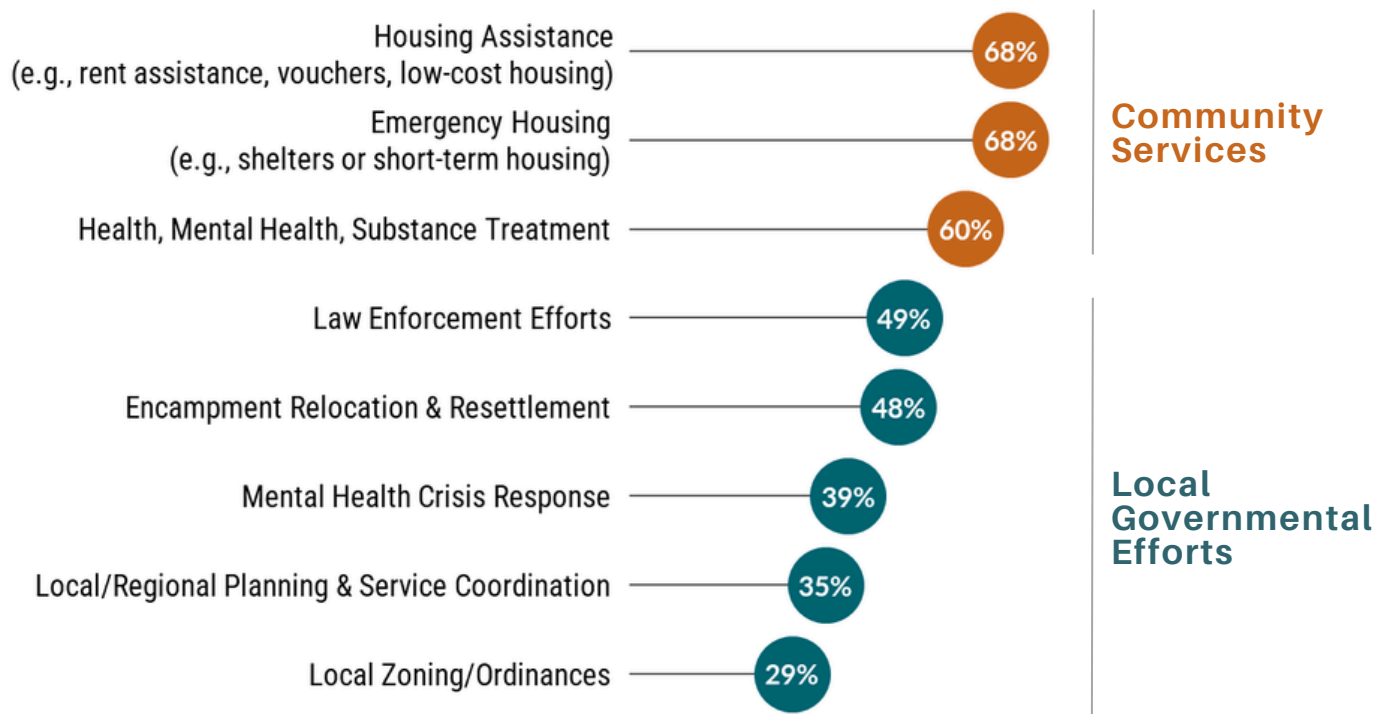
in **federal** elections



LEGEND | ■ Strongly Considered ■ Somewhat Considered ■ Mildly Considered ■ Not Considered

There is a gap between residents' awareness of community services vs. local governmental efforts.

For example, while **79%** of residents in our region are aware of local **Housing Assistance**, about half as many (**43%**) know of **Local/Regional Planning & Service Coordination** to address homelessness.



The Institute for Social Research at Sacramento State surveyed 1,750 households across the Greater Sacramento Region (El Dorado, Placer, Sacramento, Sutter, Yolo and Yuba counties) to better understand residents' awareness and perceptions related to the issue of homelessness. This poll was conducted during March-April 2025 and has a margin of error of 2.3%. Scan here to view the full summary report, summaries by county, and data tables.

