



# THE NEW APPLICATION FOR GRADUATION (STUDENT)

*COMING OCTOBER 15<sup>th</sup>, 2021*

Presented by:  
the Office of the University Registrar,  
Degree Evaluations

*Redefine the Possible™*

# ELIGIBILITY TO APPLY FOR GRADUATION

- ✓ Must be declared in a major (no pre-major, expressed interest or undeclared)
- ✓ Must have a major and minor (if applicable) advisor assigned
- ✓ Must have earned 85 units



# STEP ONE

- 1) Log in to the Student Center
- 2) Go to the drop-down menu on the left-hand side
- 3) Choose 'Apply for Graduation (New)'
- 4) Click the arrows to the right of the drop-down menu

Navigation: Favorites ▾ | Main Menu ▾ | Self Service ▾ | Student Center

SACRAMENTO STATE Welcome, (Sac State) logged in

Student Center

▼ Academics

Search  
Smart Planner  
Enroll  
My Academics  
View My Grades  
Progress To Degree  
Sac State Scheduler  
Order Transcripts Online  
KEYS to Degree Toolbox

Apply For Graduation(New) ▾ ➡

**This Week's Schedule**

Class	Schedule
ITAL 1A-01 DIS (31084)	MoTuWe 12:00PM - 12:50PM Web Online Th 12:00AM - 12:00AM Web Online
ME 191-01 SEM (32907)	Mo 11:00AM - 11:50AM Web Online
ME 191-05 LAB (32576)	Mo 2:00PM - 4:20PM Santa Clara Hall 1329
PHIL 2-06 LEC (35880)	Web Online
PHIL 4-07 DIS (30679)	Web Online

Enrollment Shopping Cart ►

# STEP TWO

- 1) Confirm that the major and minor (if applicable) are correct
- 2) If not, please have your major advisor complete a 'major/minor change form' on your behalf or, complete a 'deletion of major/minor' form online.
- 3) Click the 'Apply for Graduation' link

\*If you have not met the eligibility to apply for graduation, the link will not be available\*

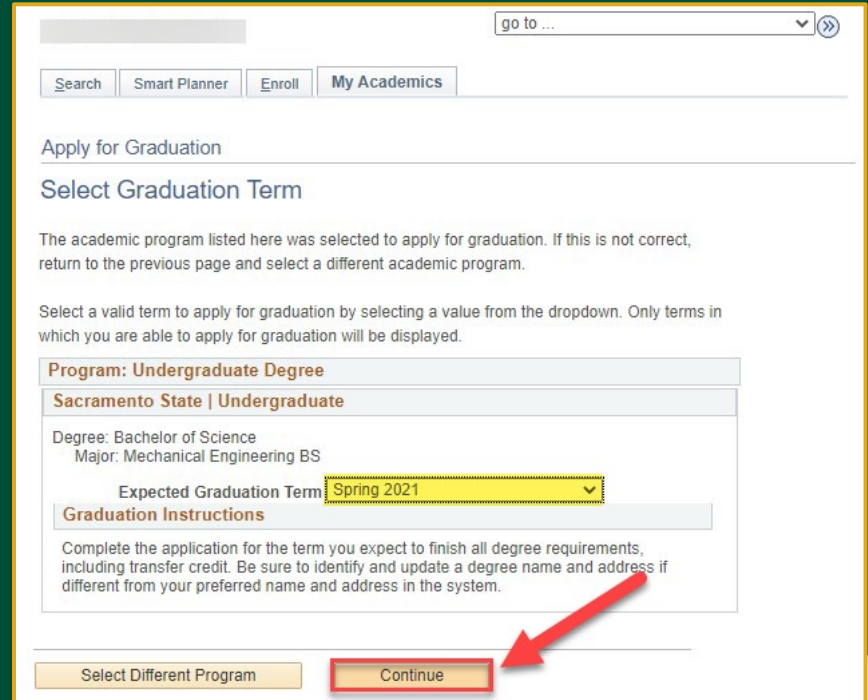
The screenshot shows a web interface for Sacramento State. At the top, there is a search bar and navigation buttons: Search, Smart Planner, Enroll, and My Academics. Below these, the text 'Apply for Graduation' is displayed. A section titled 'Submit an Application for Graduation' contains instructions: 'Select the Apply for Graduation link to proceed with your application. If the link is not visible you may not be eligible for graduation at this time. Please see your Academic Advisor for more information.' Below this, a table displays student information: 'Program: Undergraduate Degree', 'Sacramento State | Undergraduate', 'Degree: Bachelor of Science', and 'Major: Mechanical Engineering BS'. A red box highlights the 'Apply for Graduation' link, and a red arrow points to it from the right. At the bottom left, there is a 'Go to top' link.

Program: Undergraduate Degree
Sacramento State   Undergraduate
Degree: Bachelor of Science
Major: Mechanical Engineering BS

[Apply for Graduation](#)

# STEP THREE

- 1) Select the appropriate 'Expected Graduation Term' from the drop-down menu based on the term that *all your degree requirements will be completed.* **\*NOT THE COMMENCEMENT TERM YOU WANT TO PARTICIPATE IN!\***
- 2) Click 'Continue'



go to ...

Search Smart Planner Enroll My Academics

### Apply for Graduation

#### Select Graduation Term

The academic program listed here was selected to apply for graduation. If this is not correct, return to the previous page and select a different academic program.

Select a valid term to apply for graduation by selecting a value from the dropdown. Only terms in which you are able to apply for graduation will be displayed.

**Program: Undergraduate Degree**

**Sacramento State | Undergraduate**

Degree: Bachelor of Science  
Major: Mechanical Engineering BS

Expected Graduation Term: Spring 2021

**Graduation Instructions**

Complete the application for the term you expect to finish all degree requirements, including transfer credit. Be sure to identify and update a degree name and address if different from your preferred name and address in the system.

Select Different Program Continue



SACRAMENTO  
STATE

# STEP FOUR

1) Click 'Submit Application' and see the confirmation message

go to ...

Search Smart Planner Enroll My Academics

Apply for Graduation

Verify Graduation Data

Program: Undergraduate Degree

Sacramento State | Undergraduate

Degree: Bachelor of Science  
Major: Mechanical Engineering BS  
Expected Graduation Term Spring 2021

Graduation Instructions

Complete the application for the term you expect to finish all degree requirements, including transfer credit. Be sure to identify and update a degree name and address if different from your preferred name and address in the system.

Select Different Program Submit Application Select Different Term

Go to top

go to ...

Search Smart Planner Enroll My Academics

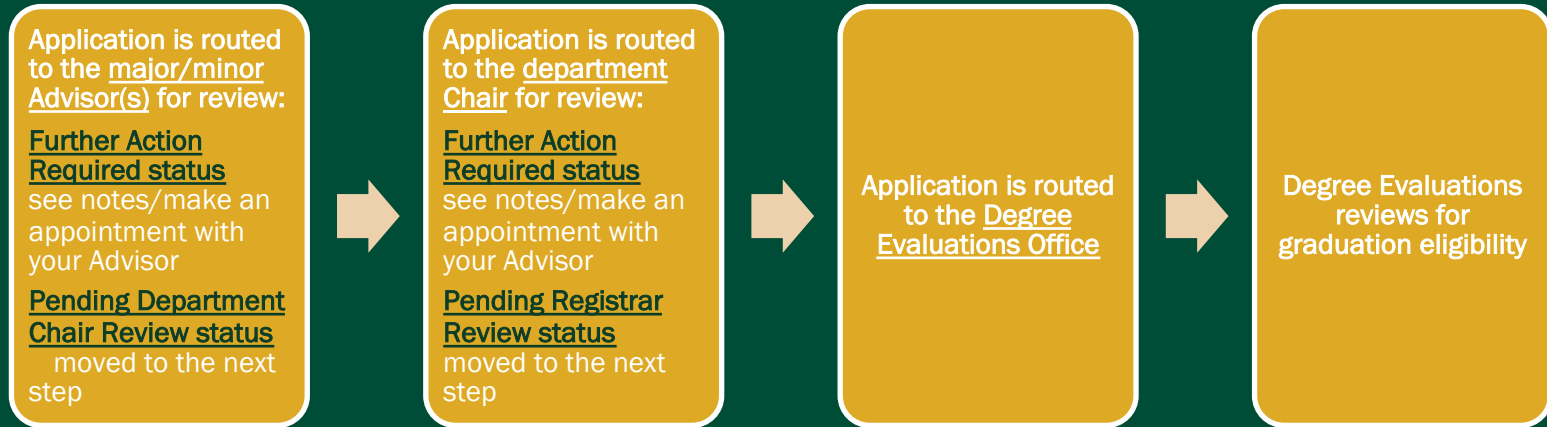
Apply for Graduation

Submit Confirmation

✓ You have successfully applied for graduation.

Go to top

# WHAT HAPPENS TO THE GRADUATION APPLICATION AFTER SUBMISSION?




# GRADUATION APPLICATION FEE

\$76.50 Graduation Application fee

=

\$28 Diploma fee +

\$48.50 Commencement Fee



\*This fee is charged at the time you complete your application. You have two weeks to pay the fee before a hold is placed on your account preventing registration\*



SACRAMENTO  
STATE



# CHANGING YOUR GRADUATION TERM

- 1) If changes need to be made to your term of graduation after submission, go back into the graduation application through the Student Center
- 2) Click 'Update Expected Grad Term' and select the new graduation term
- 3) Click 'Save Request'
- 4) The application will go back to the first step in the review process

The screenshot displays the CASACTST interface for a student at Sacramento State. The top navigation bar includes links for Favorites, Main Menu, Self Service, Student Center, Apply for Graduation, and View Graduation Status. The user is logged in as (Sac State ID) and has access to the CASACTST system.

The main section is titled "Update Expected Graduation Term". It provides instructions: "To change your expected graduation term, use the drop-down to select the new term and year of graduation and then click on Save Request Button. To return back to the graduation status page, click on Return button. If New Requested Expected Graduation Term field and Save Request Buttons are disabled, that means that you are not allowed to change the expected graduation term at this time. Please contact the University Registrar for the request."

The form shows the "Current Expected Graduation Term" as "Fall 2021". The "New Requested Expected Grad Term" is set to "Spring 2021" via a dropdown menu. Below this, the "Datetime Created" is "02/12/2021 7:42:06.000000PM". A "Save Request" button is highlighted with a red box.

A note at the bottom states: "Please note that expected graduation term change requests will need to be approved by the evaluators. Your current graduation application status will reflect the new expected graduation term after the approval at which point the application review process will restart."

A "Return" button is located at the bottom left of the form area.

# QUESTIONS?

Refer to your Degree Evaluations liaison for your major found at:  
<https://www.csus.edu/student-life/records-transcripts/graduation-advising/>

OR

Call the Degree Evaluations Phonenumber

Monday – Friday

9 a.m. – 4 p.m.

(916) 278 - 1000, option 6



SACRAMENTO  
STATE