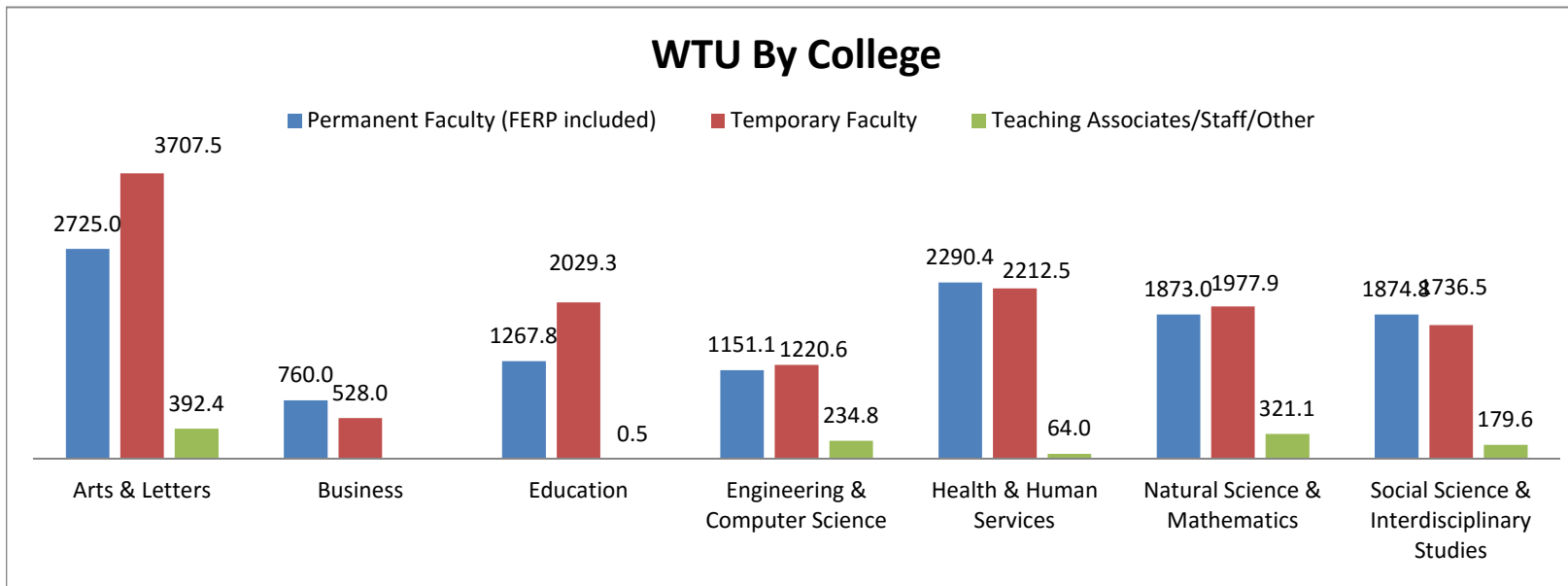


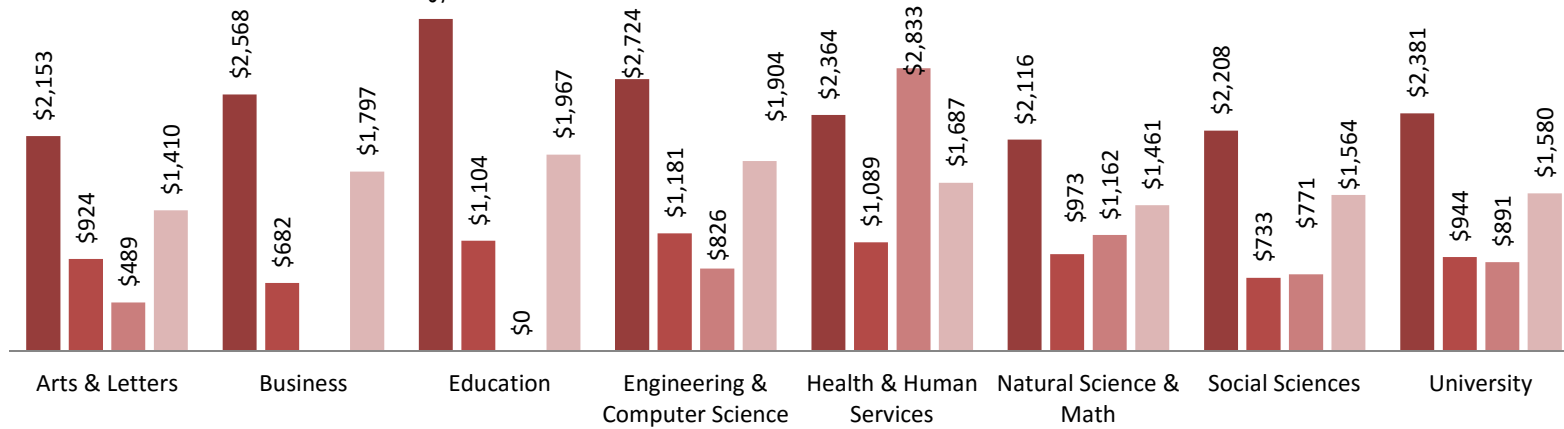
## Instructional Personnel Cost by College (Academic Year 2017/2018)

1. **Weighted Teaching Units (WTU):** A measure of faculty workload. For example, a lecture class that meets three hours per week generates 3 WTU. Instructional WTU includes instruction of non-supervision and supervision courses.
2. **Student Credit Units (SCU):** Identifies the total number of earned course credit units for all students enrolled in a given section. For example, a 3-unit class with 48 students enrolled is computed as  $48 \times 3 = 144$ .
3. **Full Time Equivalent Student (FTES):** FTES are calculated by dividing the sum of the Student Credit Units (SCU) by 15 for Undergraduates and 12 for Graduate Students. For example, if a course is a 3 credit unit class with an enrollment of 47 undergraduate students and 1 graduate student, the student FTE would be computed as  $(47 \times 3) / 15 + (1 \times 3) / 12 = 9.4 + 0.25 = 9.65$ . These FTES are allocated to the department offering the course, regardless of the instructor's affiliation.
4. **Externally Funded Assigned-Time WTU:** Assigned-time units funded by sources external to the College. Examples are national and state grants, RCA, PEA, sabbaticals, and Academic Affairs funded assigned-time.
5. **Internally Funded Assigned-Time WTU:** Assigned-time units funded by the College and/or Department. Examples are assigned-time for program coordination, enrollment enhancement, new faculty, research, and professional development.
6. **Half-Year Actual Salary:** Refers to half-year actual pay received by the faculty. Temporary instructors receive a fraction of their base salary depending on number of units taught. The salary is adjusted by REMOVING externally funded assigned-time WTUs from the salary calculation. For example, a 3-unit externally funded assigned time reduces the salary for instruction by 25 percent based on the 12 WTU instructional load.



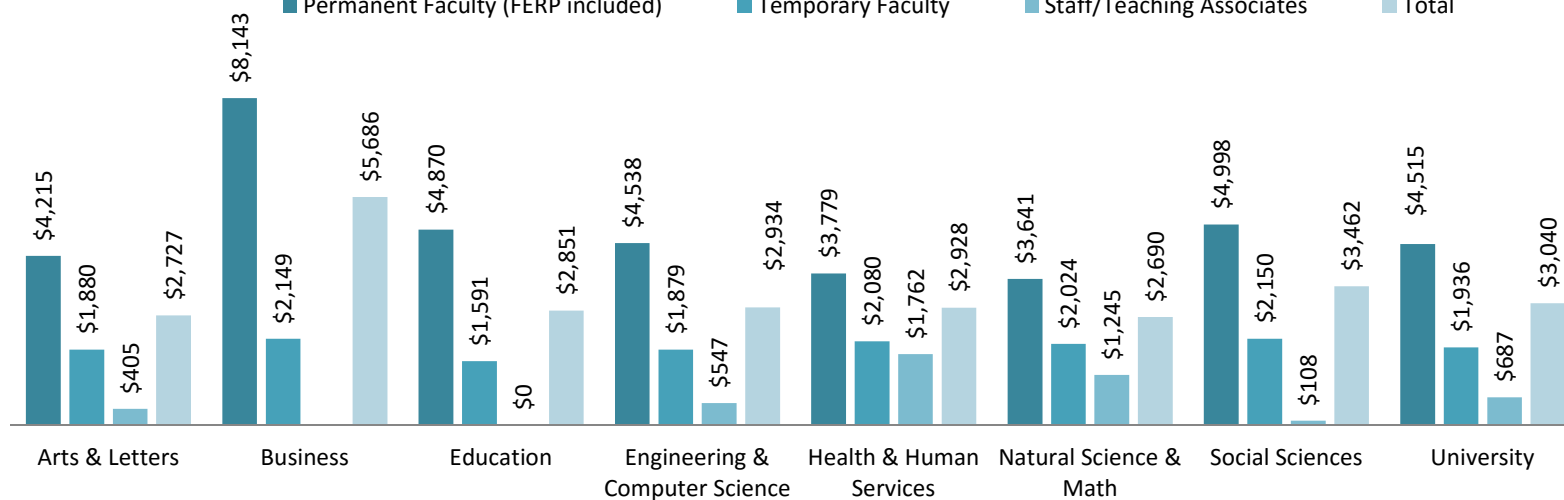
### Instructional Personnel Cost Per FTES

■ Permanent Faculty (FERP included) ■ Temporary Faculty ■ Staff/Teaching Associates ■ Total



### Instructional Personnel Cost Per WTU

■ Permanent Faculty (FERP included) ■ Temporary Faculty ■ Staff/Teaching Associates ■ Total



## Instructional Personnel Cost by College (Academic Year 2017/2018)

### SUMMARY

College	Instructional WTU	Student Credit Units (SCUs)	Student FTE	Annual Instructional Salary	SCUs/WTU	FTEs/WTU	Annual Instructional Salary/WTU	Annual Instructional Salary/SCU	Annual Instructional Salary/FTEs
<b>ARTS &amp; LETTERS</b>									
Permanent Faculty:	1,362.9	41,328.1	2,777.2	\$5,844,236	30.3	2.0	\$4,288	\$141	\$2,104
Temporary Faculty:	1,915.6	59,225.1	3,954.6	\$3,665,256	30.9	2.1	\$1,913	\$62	\$927
Staff/Teaching Assistant	235.4	2,707.5	180.5	\$75,604	11.5	0.8	\$321	\$28	\$419
<b>Subtotal Fall 2017</b>	<b>3,513.9</b>	<b>103,260.7</b>	<b>6,912.3</b>	<b>\$9,585,095</b>	<b>29.4</b>	<b>2.0</b>	<b>\$2,728</b>	<b>\$93</b>	<b>\$1,387</b>
Permanent Faculty:	1,362.1	38,035.2	2,556.9	\$5,642,120	27.9	1.9	\$4,142	\$148	\$2,207
Temporary Faculty:	1,791.9	53,734.0	3,587.7	\$3,303,903	30.0	2.0	\$1,844	\$61	\$921
Staff/Teaching Assistant	157.0	2,154.0	144.1	\$83,128	13.7	0.9	\$529	\$39	\$577
<b>Subtotal Spring 2018</b>	<b>3,311.0</b>	<b>93,923.2</b>	<b>6,288.6</b>	<b>\$9,029,151</b>	<b>28.4</b>	<b>1.9</b>	<b>\$2,727</b>	<b>\$96</b>	<b>\$1,436</b>
Permanent Faculty:	2,725.0	79,363.3	5,334.1	\$11,486,356	29.1	2.0	\$4,215	\$145	\$2,153
Temporary Faculty:	3,707.5	112,959.1	7,542.3	\$6,969,159	30.5	2.0	\$1,880	\$62	\$924
Staff/Teaching Assistant	392.4	4,861.5	324.6	\$158,731	12.4	0.8	\$405	\$33	\$489
<b>College Totals</b>	<b>6,824.9</b>	<b>197,183.9</b>	<b>13,200.9</b>	<b>18,614,246.5</b>	<b>28.9</b>	<b>1.9</b>	<b>\$2,727</b>	<b>\$94</b>	<b>\$1,410</b>
<b>BUSINESS</b>									
Permanent Faculty:	369.5	17,103.0	1,147.0	\$3,055,922	46.3	3.1	\$8,270	\$179	\$2,664
Temporary Faculty:	269.0	12,993.0	872.6	\$579,520	48.3	3.2	\$2,154	\$45	\$664
<b>Subtotal Fall 2017</b>	<b>638.5</b>	<b>30,096.0</b>	<b>2,019.5</b>	<b>\$3,635,443</b>	<b>47.1</b>	<b>3.2</b>	<b>\$5,694</b>	<b>\$121</b>	<b>\$1,800</b>
Permanent Faculty:	390.5	18,737.6	1,263.2	\$3,132,800	48.0	3.2	\$8,023	\$167	\$2,480
Temporary Faculty:	259.0	11,856.0	792.3	\$555,385	45.8	3.1	\$2,144	\$47	\$701
<b>Subtotal Spring 2018</b>	<b>649.5</b>	<b>30,593.6</b>	<b>2,055.4</b>	<b>\$3,688,185</b>	<b>47.1</b>	<b>3.2</b>	<b>\$5,678</b>	<b>\$121</b>	<b>\$1,794</b>
Permanent Faculty:	760.0	35,840.6	2,410.2	\$6,188,723	47.2	3.2	\$8,143	\$173	\$2,568
Temporary Faculty:	528.0	24,849.0	1,664.8	\$1,134,905	47.1	3.2	\$2,149	\$46	\$682
<b>College Totals</b>	<b>1,288.0</b>	<b>60,689.6</b>	<b>4,075.0</b>	<b>\$7,323,628</b>	<b>47.1</b>	<b>3.2</b>	<b>\$5,686</b>	<b>\$121</b>	<b>\$1,797</b>
<b>EDUCATION</b>									
Permanent Faculty:	694.0	14,376.9	1,015.1	\$3,185,442	20.7	1.5	\$4,590	\$222	\$3,138
Temporary Faculty:	1,023.2	21,619.8	1,473.0	\$1,575,693	21.1	1.4	\$1,540	\$73	\$1,070
<b>Subtotal Fall 2017</b>	<b>1,717.2</b>	<b>35,996.7</b>	<b>2,488.2</b>	<b>\$4,761,135</b>	<b>21.0</b>	<b>1.4</b>	<b>\$2,773</b>	<b>\$132</b>	<b>\$1,914</b>
Permanent Faculty:	573.8	12,069.1	841.3	\$2,988,590	21.0	1.5	\$5,209	\$248	\$3,552
Temporary Faculty:	1,006.1	21,121.3	1,449.9	\$1,652,191	21.0	1.4	\$1,642	\$78	\$1,140
Staff/Teaching Assistant	0.5	3.0	0.3	\$0	6.0	0.5	\$0	\$0	\$0
<b>Subtotal Spring 2018</b>	<b>1,580.4</b>	<b>33,193.4</b>	<b>2,291.4</b>	<b>\$4,640,781</b>	<b>21.0</b>	<b>1.4</b>	<b>\$2,936</b>	<b>\$140</b>	<b>\$2,025</b>
Permanent Faculty:	1,267.8	26,446.0	1,856.4	\$6,174,032	20.9	1.5	\$4,870	\$233	\$3,326
Temporary Faculty:	2,029.3	42,741.1	2,923.0	\$3,227,884	21.1	1.4	\$1,591	\$76	\$1,104
Staff/Teaching Assistant	0.5	3.0	0.3	\$0	6.0	0.5	\$0	\$0	\$0
<b>College Totals</b>	<b>3,297.6</b>	<b>69,190.1</b>	<b>4,779.6</b>	<b>\$9,401,916</b>	<b>21.0</b>	<b>1.4</b>	<b>\$2,851</b>	<b>\$136</b>	<b>\$1,967</b>

**Instructional Personnel Cost by College (Academic Year 2017/2018)**

**SUMMARY**

College	Instructional WTU	Student Credit Units (SCUs)	Student FTE	Annual Instructional Salary	SCUs/WTU	FTEs/WTU	Annual Instructional Salary/WTU	Annual Instructional Salary/SCU	Annual Instructional Salary/FTEs
<b>ENGINEERING</b>									
Permanent Faculty:	565.6	14,193.8	970.1	\$2,631,656	25.1	1.7	\$4,653	\$185	\$2,713
Temporary Faculty:	605.8	14,641.4	989.9	\$1,150,038	24.2	1.6	\$1,898	\$79	\$1,162
Staff/Teaching Assistant	144.4	1,274.3	90.5	\$81,601	8.8	0.6	\$565	\$64	\$902
<b>Subtotal Fall 2017</b>	<b>1,315.7</b>	<b>30,109.5</b>	<b>2,050.5</b>	<b>\$3,863,295</b>	<b>22.9</b>	<b>1.6</b>	<b>\$2,936</b>	<b>\$128</b>	<b>\$1,884</b>
Permanent Faculty:	585.5	13,813.3	948.0	\$2,592,318	23.6	1.6	\$4,428	\$188	\$2,735
Temporary Faculty:	614.8	14,143.0	952.3	\$1,143,688	23.0	1.5	\$1,860	\$81	\$1,201
Staff/Teaching Assistant	90.4	919.2	65.2	\$46,896	10.2	0.7	\$519	\$51	\$719
<b>Subtotal Spring 2018</b>	<b>1,290.7</b>	<b>28,875.5</b>	<b>1,965.5</b>	<b>\$3,782,902</b>	<b>22.4</b>	<b>1.5</b>	<b>\$2,931</b>	<b>\$131</b>	<b>\$1,925</b>
Permanent Faculty:	1,151.1	28,007.1	1,918.1	\$5,223,974	24.3	1.7	\$4,538	\$187	\$2,724
Temporary Faculty:	1,220.6	28,784.4	1,942.2	\$2,293,726	23.6	1.6	\$1,879	\$80	\$1,181
Staff/Teaching Assistant	234.8	2,193.5	155.7	\$128,497	9.3	0.7	\$547	\$59	\$826
<b>College Totals</b>	<b>2,606.4</b>	<b>58,985.0</b>	<b>4,016.0</b>	<b>\$7,646,197</b>	<b>22.6</b>	<b>1.5</b>	<b>\$2,934</b>	<b>\$130</b>	<b>\$1,904</b>
<b>HEALTH &amp; HUMAN SERVICES</b>									
Permanent Faculty:	1,184.6	26,874.6	1,864.3	\$4,428,853	22.7	1.6	\$3,739	\$165	\$2,376
Temporary Faculty:	1,144.8	31,929.3	2,166.3	\$2,319,194	27.9	1.9	\$2,026	\$73	\$1,071
Staff/Teaching Assistant	30.0	270.0	18.0	\$51,255	9.0	0.6	\$1,709	\$190	\$2,848
<b>Subtotal Fall 2017</b>	<b>2,359.3</b>	<b>59,073.9</b>	<b>4,048.6</b>	<b>\$6,799,302</b>	<b>25.0</b>	<b>1.7</b>	<b>\$2,882</b>	<b>\$115</b>	<b>\$1,679</b>
Permanent Faculty:	1,105.8	25,841.4	1,797.0	\$4,227,201	23.4	1.6	\$3,823	\$164	\$2,352
Temporary Faculty:	1,067.7	30,481.5	2,060.1	\$2,282,770	28.5	1.9	\$2,138	\$75	\$1,108
Staff/Teaching Assistant	34.0	327.0	21.8	\$61,506	9.6	0.6	\$1,809	\$188	\$2,821
<b>Subtotal Spring 2018</b>	<b>2,207.5</b>	<b>56,649.9</b>	<b>3,878.9</b>	<b>\$6,571,478</b>	<b>25.7</b>	<b>1.8</b>	<b>\$2,977</b>	<b>\$116</b>	<b>\$1,694</b>
Permanent Faculty:	2,290.4	52,716.0	3,661.3	\$8,656,054	23.0	1.6	\$3,779	\$164	\$2,364
Temporary Faculty:	2,212.5	62,410.8	4,226.5	\$4,601,964	28.2	1.9	\$2,080	\$74	\$1,089
Staff/Teaching Assistant	64.0	597.0	39.8	\$112,761	9.3	0.6	\$1,762	\$189	\$2,833
<b>College Totals</b>	<b>4,566.8</b>	<b>115,723.8</b>	<b>7,927.6</b>	<b>\$13,370,779</b>	<b>25.3</b>	<b>1.7</b>	<b>\$2,928</b>	<b>\$116</b>	<b>\$1,687</b>
<b>NATURAL SCIENCES &amp; MATH</b>									
Permanent Faculty:	941.7	24,683.1	1,658.7	\$3,552,319	26.2	1.8	\$3,772	\$144	\$2,142
Temporary Faculty:	979.7	32,111.2	2,143.4	\$1,979,912	32.8	2.2	\$2,021	\$62	\$924
Staff/Teaching Assistant	148.9	2,639.0	176.0	\$162,966	17.7	1.2	\$1,094	\$62	\$926
<b>Subtotal Fall 2017</b>	<b>2,070.3</b>	<b>59,433.3</b>	<b>3,978.1</b>	<b>\$5,695,197</b>	<b>28.7</b>	<b>1.9</b>	<b>\$2,751</b>	<b>\$96</b>	<b>\$1,432</b>
Permanent Faculty:	931.3	23,308.7	1,563.9	\$3,267,482	25.0	1.7	\$3,509	\$140	\$2,089
Temporary Faculty:	998.2	29,537.1	1,972.1	\$2,023,196	29.6	2.0	\$2,027	\$68	\$1,026
Staff/Teaching Assistant	172.2	2,519.0	168.0	\$236,751	14.6	1.0	\$1,375	\$94	\$1,410
<b>Subtotal Spring 2018</b>	<b>2,101.7</b>	<b>55,364.8</b>	<b>3,703.9</b>	<b>\$5,527,429</b>	<b>26.3</b>	<b>1.8</b>	<b>\$2,630</b>	<b>\$100</b>	<b>\$1,492</b>
Permanent Faculty:	1,873.0	47,991.8	3,222.6	\$6,819,801	25.6	1.7	\$3,641	\$142	\$2,116
Temporary Faculty:	1,977.9	61,648.3	4,115.4	\$4,003,108	31.2	2.1	\$2,024	\$65	\$973
Staff/Teaching Assistant	321.1	5,158.0	344.0	\$399,717	16.1	1.1	\$1,245	\$77	\$1,162
<b>College Totals</b>	<b>4,172.0</b>	<b>114,798.1</b>	<b>7,682.0</b>	<b>\$11,222,626</b>	<b>27.5</b>	<b>1.8</b>	<b>\$2,690</b>	<b>\$98</b>	<b>\$1,461</b>

### Instructional Personnel Cost by College (Academic Year 2017/2018)

**SUMMARY**

College	Instructional WTU	Student Credit Units (SCUs)	Student FTE	Annual Instructional Salary	SCUs/WTU	FTEs/WTU	Annual Instructional Salary/WTU	Annual Instructional Salary/SCU	Annual Instructional Salary/FTEs
<b>SOCIAL SCIENCES</b>									
Permanent Faculty:	995.6	33,373.7	2,244.3	\$4,821,907	33.5	2.3	\$4,843	\$144	\$2,148
Temporary Faculty:	842.2	37,544.4	2,506.0	\$1,923,708	44.6	3.0	\$2,284	\$51	\$768
Staff/Teaching Assistant	107.0	432.4	29.6	\$9,878	4.0	0.3	\$92	\$23	\$334
<b>Subtotal Fall 2017</b>	<b>1,944.8</b>	<b>71,350.5</b>	<b>4,779.9</b>	<b>\$6,755,494</b>	<b>36.7</b>	<b>2.5</b>	<b>\$3,474</b>	<b>\$95</b>	<b>\$1,413</b>
Permanent Faculty:	879.2	29,716.2	2,000.2	\$4,548,873	33.8	2.3	\$5,174	\$153	\$2,274
Temporary Faculty:	894.3	38,811.7	2,588.2	\$1,810,145	43.4	2.9	\$2,024	\$47	\$699
Staff/Teaching Assistant	72.6	358.9	25.3	\$9,554	4.9	0.3	\$132	\$27	\$377
<b>Subtotal Spring 2018</b>	<b>1,846.1</b>	<b>68,886.8</b>	<b>4,613.7</b>	<b>\$6,368,572</b>	<b>37.3</b>	<b>2.5</b>	<b>\$3,450</b>	<b>\$92</b>	<b>\$1,380</b>
Permanent Faculty:	1,874.8	63,089.9	4,244.5	\$9,370,780	33.7	2.3	\$4,998	\$149	\$2,208
Temporary Faculty:	1,736.5	76,356.1	5,094.2	\$3,733,853	44.0	2.9	\$2,150	\$49	\$733
Staff/Teaching Assistant	179.6	791.3	54.9	\$19,433	4.4	0.3	\$108	\$25	\$354
<b>College Totals</b>	<b>3,790.9</b>	<b>140,237.3</b>	<b>9,393.6</b>	<b>\$13,124,066</b>	<b>37.0</b>	<b>2.5</b>	<b>\$3,462</b>	<b>\$94</b>	<b>\$1,397</b>
<b>UNIVERSITY</b>									
Permanent Faculty:	6,113.9	171,933.2	11,676.8	\$27,520,335	28.1	1.9	\$4,501	\$160	\$2,357
Temporary Faculty:	6,780.2	210,064.1	14,105.8	\$13,193,322	31.0	2.1	\$1,946	\$63	\$935
Staff/Teaching Assistant	665.7	7,323.2	494.5	\$381,304	11.0	0.7	\$573	\$52	\$771
<b>Subtotal Fall 2017</b>	<b>13,559.8</b>	<b>389,320.6</b>	<b>26,277.1</b>	<b>\$41,094,961</b>	<b>28.7</b>	<b>1.9</b>	<b>\$3,031</b>	<b>\$106</b>	<b>\$1,564</b>
Permanent Faculty:	5,828.2	161,521.4	10,970.4	\$26,399,385	27.7	1.9	\$4,530	\$163	\$2,406
Temporary Faculty:	6,632.0	199,684.7	13,402.5	\$12,771,278	30.1	2.0	\$1,926	\$64	\$953
Staff/Teaching Assistant	526.7	6,281.1	424.6	\$437,835	11.9	0.8	\$831	\$70	\$1,031
<b>Subtotal Spring 2018</b>	<b>12,986.9</b>	<b>367,487.2</b>	<b>24,797.6</b>	<b>\$39,608,498</b>	<b>28.3</b>	<b>1.9</b>	<b>\$3,050</b>	<b>\$108</b>	<b>\$1,597</b>
Permanent Faculty:	11,942.1	333,454.7	22,647.2	\$53,919,720	27.9	1.9	\$4,515	\$162	\$2,381
Temporary Faculty:	13,412.3	409,748.8	27,508.3	\$25,964,600	30.6	2.1	\$1,936	\$63	\$944
Staff/Teaching Assistant	1,192.4	13,604.3	919.1	\$819,139	11.4	0.8	\$687	\$60	\$891
<b>University Totals</b>	<b>26,546.7</b>	<b>756,807.8</b>	<b>51,074.7</b>	<b>\$80,703,459</b>	<b>28.5</b>	<b>1.9</b>	<b>\$3,040</b>	<b>\$107</b>	<b>\$1,580</b>

### Instructional Personnel Cost by College (Academic Year 17/18)

#### ARTS & LETTERS

Department	Instructional WTU	Student Credit Units (SCUs)	Student FTE	Annual Instructional Salary	SCUs/WTU	FTES/WTU	Annual Instructional Salary/WTU	Annual Instructional Salary/SCU	Annual Instructional Salary/FTES
<i>College Level</i>									
Permanent Faculty:	2.8	208.5	13.9	\$25,261	74.5	5.0	\$9,022	\$121	\$1,817
Staff/Teaching Associates	172.4	910.5	60.7	\$0	5.3	0.4	\$0	\$0	\$0
<b>Subtotal Fall 2017</b>	<b>175.2</b>	<b>1,119.0</b>	<b>74.6</b>	<b>\$25,261</b>	<b>6.4</b>	<b>0.4</b>	<b>\$144</b>	<b>\$23</b>	<b>\$339</b>
Permanent Faculty:	19.5	367.6	24.5	\$52,343	0.0	0.0	\$0	\$0	\$0
Temporary Faculty:	74.2	342.0	22.8	\$8,227	4.6	0.3	\$111	\$24	\$361
Staff/Teaching Associates	65.2	203.0	13.5	\$0	3.1	0.2	\$0	\$0	\$0
<b>Subtotal Spring 2018</b>	<b>158.9</b>	<b>912.6</b>	<b>60.8</b>	<b>\$60,569</b>	<b>5.7</b>	<b>0.4</b>	<b>\$381</b>	<b>\$66</b>	<b>\$996</b>
<b>Totals</b>	<b>334.1</b>	<b>2,031.6</b>	<b>135.4</b>	<b>\$85,830</b>	<b>6.1</b>	<b>0.4</b>	<b>\$257</b>	<b>\$42</b>	<b>\$634</b>
<b>Art</b>									
Permanent Faculty:	125.6	2,062.0	138.8	\$537,192	16.4	1.1	\$4,276	\$261	\$3,870
Temporary Faculty:	97.8	3,177.0	211.9	\$195,788	32.5	2.2	\$2,001	\$62	\$924
<b>Subtotal Fall 2017</b>	<b>223.5</b>	<b>5,239.0</b>	<b>350.7</b>	<b>\$732,981</b>	<b>23.4</b>	<b>1.6</b>	<b>\$3,280</b>	<b>\$140</b>	<b>\$2,090</b>
Permanent Faculty:	139.5	2,521.0	169.3	\$557,514	18.1	1.2	\$3,997	\$221	\$3,293
Temporary Faculty:	71.7	2,625.0	175.3	\$152,810	36.6	2.4	\$2,131	\$58	\$872
<b>Subtotal Spring 2018</b>	<b>211.2</b>	<b>5,146.0</b>	<b>344.6</b>	<b>\$710,324</b>	<b>24.4</b>	<b>1.6</b>	<b>\$3,363</b>	<b>\$138</b>	<b>\$2,062</b>
<b>Department Totals</b>	<b>434.7</b>	<b>10,385.0</b>	<b>695.3</b>	<b>\$1,443,305</b>	<b>23.9</b>	<b>1.6</b>	<b>\$3,320</b>	<b>\$139</b>	<b>\$2,076</b>
<b>Communication Studies</b>									
Permanent Faculty:	270.5	7,670.9	513.2	\$832,274	28.4	1.9	\$3,077	\$108	\$1,622
Temporary Faculty:	383.8	11,422.2	762.3	\$695,814	29.8	2.0	\$1,813	\$61	\$913
Staff/Teaching Associates	48.0	1,431.0	95.4	\$56,794	29.8	2.0	\$1,183	\$40	\$595
<b>Subtotal Fall 2017</b>	<b>702.3</b>	<b>20,524.0</b>	<b>1,370.9</b>	<b>\$1,584,881</b>	<b>29.2</b>	<b>2.0</b>	<b>\$2,257</b>	<b>\$77</b>	<b>\$1,156</b>
Permanent Faculty:	285.8	7,890.1	527.7	\$765,380	27.6	1.8	\$2,678	\$97	\$1,450
Temporary Faculty:	362.4	11,134.0	742.9	\$670,519	30.7	2.0	\$1,850	\$60	\$903
Staff/Teaching Associates	48.0	1,398.0	93.2	\$56,794	29.1	1.9	\$1,183	\$41	\$609
<b>Subtotal Spring 2018</b>	<b>696.2</b>	<b>20,422.1</b>	<b>1,363.8</b>	<b>\$1,492,692</b>	<b>29.3</b>	<b>2.0</b>	<b>\$2,144</b>	<b>\$73</b>	<b>\$1,094</b>
<b>Department Totals</b>	<b>1,398.5</b>	<b>40,946.1</b>	<b>2,734.7</b>	<b>\$3,077,573</b>	<b>29.3</b>	<b>2.0</b>	<b>\$2,201</b>	<b>\$75</b>	<b>\$1,125</b>
<b>Design</b>									
Permanent Faculty:	74.0	2,493.0	166.2	\$413,044	33.7	2.2	\$5,582	\$166	\$2,485
Temporary Faculty:	100.9	2,763.0	184.2	\$197,357	27.4	1.8	\$1,956	\$71	\$1,071
<b>Subtotal Fall 2017</b>	<b>174.9</b>	<b>5,256.0</b>	<b>350.4</b>	<b>\$610,401</b>	<b>30.1</b>	<b>2.0</b>	<b>\$3,490</b>	<b>\$116</b>	<b>\$1,742</b>
Permanent Faculty:	67.9	1,614.0	107.6	\$412,320	23.8	1.6	\$6,072	\$255	\$3,832
Temporary Faculty:	102.5	3,180.0	212.0	\$212,068	31.0	2.1	\$2,069	\$67	\$1,000
<b>Subtotal Spring 2018</b>	<b>170.4</b>	<b>4,794.0</b>	<b>319.6</b>	<b>\$624,388</b>	<b>28.1</b>	<b>1.9</b>	<b>\$3,664</b>	<b>\$130</b>	<b>\$1,954</b>
<b>Department Totals</b>	<b>345.3</b>	<b>10,050.0</b>	<b>670.0</b>	<b>\$1,234,789</b>	<b>29.1</b>	<b>1.9</b>	<b>\$3,576</b>	<b>\$123</b>	<b>\$1,843</b>

**Instructional Personnel Cost by College (Academic Year 17/18)**

**ARTS & LETTERS**

Department	Instructional WTU	Student Credit Units (SCUs)	Student FTE	Annual Instructional Salary	SCUs/WTU	FTEs/WTU	Annual Instructional Salary/WTU	Annual Instructional Salary/SCU	Annual Instructional Salary/FTEs
English									
Permanent Faculty:	179.7	5,467.0	373.2	\$810,855	30.4	2.1	\$4,512	\$148	\$2,173
Temporary Faculty:	598.9	14,197.0	947.4	\$1,011,313	23.7	1.6	\$1,689	\$71	\$1,067
Staff/Teaching Associates	15.0	366.0	24.4	\$18,810	24.4	1.6	\$1,254	\$51	\$771
<b>Subtotal Fall 2017</b>	<b>793.6</b>	<b>20,030.0</b>	<b>1,344.9</b>	<b>\$1,840,978</b>	<b>25.2</b>	<b>1.7</b>	<b>\$2,320</b>	<b>\$92</b>	<b>\$1,369</b>
Permanent Faculty:	178.1	5,310.0	363.2	\$727,152	29.8	2.0	\$4,083	\$137	\$2,002
Temporary Faculty:	485.6	11,322.0	755.4	\$840,016	23.3	1.6	\$1,730	\$74	\$1,112
Staff/Teaching Associates	21.0	525.0	35.0	\$26,334	25.0	1.7	\$1,254	\$50	\$752
<b>Subtotal Spring 2018</b>	<b>684.7</b>	<b>17,157.0</b>	<b>1,153.6</b>	<b>\$1,593,502</b>	<b>25.1</b>	<b>1.7</b>	<b>\$2,327</b>	<b>\$93</b>	<b>\$0</b>
<b>Department Totals</b>	<b>1,478.3</b>	<b>37,187.0</b>	<b>2,498.5</b>	<b>\$3,434,480</b>	<b>25.2</b>	<b>1.7</b>	<b>\$2,323</b>	<b>\$92</b>	<b>\$1,375</b>
World Languages									
Permanent Faculty:	137.0	3,916.3	263.6	\$564,293	28.6	1.9	\$4,119	\$144	\$2,141
Temporary Faculty:	115.0	2,990.9	199.4	\$216,779	26.0	1.7	\$1,885	\$72	\$1,087
<b>Subtotal Fall 2017</b>	<b>252.0</b>	<b>6,907.2</b>	<b>463.0</b>	<b>\$781,072</b>	<b>27.4</b>	<b>1.8</b>	<b>\$3,099</b>	<b>\$113</b>	<b>\$1,687</b>
Permanent Faculty:	124.5	3,213.0	216.0	\$520,956	25.8	1.7	\$4,185	\$162	\$2,412
Temporary Faculty:	122.3	3,443.0	229.6	\$232,270	28.1	1.9	\$1,899	\$67	\$1,012
<b>Subtotal Spring 2018</b>	<b>246.8</b>	<b>6,656.0</b>	<b>445.6</b>	<b>\$753,227</b>	<b>27.0</b>	<b>1.8</b>	<b>\$3,052</b>	<b>\$113</b>	<b>\$1,690</b>
<b>Department Totals</b>	<b>498.8</b>	<b>13,563.2</b>	<b>908.6</b>	<b>\$1,534,299</b>	<b>27.2</b>	<b>1.8</b>	<b>\$3,076</b>	<b>\$113</b>	<b>\$1,689</b>
History									
Permanent Faculty:	170.4	8,371.0	562.8	\$854,900	49.1	3.3	\$5,017	\$102	\$1,519
Temporary Faculty:	177.0	7,587.0	508.2	\$431,401	42.9	2.9	\$2,437	\$57	\$849
<b>Subtotal Fall 2017</b>	<b>347.4</b>	<b>15,958.0</b>	<b>1,071.0</b>	<b>\$1,286,301</b>	<b>45.9</b>	<b>3.1</b>	<b>\$3,703</b>	<b>\$81</b>	<b>\$1,201</b>
Permanent Faculty:	142.2	6,113.0	411.7	\$735,221	43.0	2.9	\$5,170	\$120	\$1,786
Temporary Faculty:	158.0	6,981.0	468.1	\$337,880	44.2	3.0	\$2,138	\$48	\$722
<b>Subtotal Spring 2018</b>	<b>300.2</b>	<b>13,094.0</b>	<b>879.8</b>	<b>\$1,073,100</b>	<b>43.6</b>	<b>2.9</b>	<b>\$3,575</b>	<b>\$82</b>	<b>\$1,220</b>
<b>Department Totals</b>	<b>647.6</b>	<b>29,052.0</b>	<b>1,950.7</b>	<b>\$2,359,402</b>	<b>44.9</b>	<b>3.0</b>	<b>\$3,643</b>	<b>\$81</b>	<b>\$1,209</b>
Humanities and Religious Studies									
Permanent Faculty:	48.6	2,295.0	153.6	\$342,037	47.2	3.2	\$7,038	\$149	\$2,228
Temporary Faculty:	67.3	3,165.0	211.4	\$140,211	47.0	3.1	\$2,083	\$44	\$663
<b>Subtotal Fall 2017</b>	<b>115.9</b>	<b>5,460.0</b>	<b>364.9</b>	<b>\$482,248</b>	<b>47.1</b>	<b>3.1</b>	<b>\$4,161</b>	<b>\$88</b>	<b>\$1,322</b>
Permanent Faculty:	67.8	2,920.0	195.2	\$332,110	43.1	2.9	\$4,898	\$114	\$1,702
Temporary Faculty:	56.5	2,535.0	169.2	\$108,831	44.9	3.0	\$1,926	\$43	\$643
<b>Subtotal Spring 2018</b>	<b>124.3</b>	<b>5,455.0</b>	<b>364.4</b>	<b>\$440,941</b>	<b>43.9</b>	<b>2.9</b>	<b>\$3,547</b>	<b>\$81</b>	<b>\$1,210</b>
<b>Department Totals</b>	<b>240.2</b>	<b>10,915.0</b>	<b>729.3</b>	<b>\$923,189</b>	<b>45.4</b>	<b>3.0</b>	<b>\$3,843</b>	<b>\$85</b>	<b>\$1,266</b>



### Instructional Personnel Cost by College (Academic Year 17/18)

#### ARTS & LETTERS

Department	Instructional WTU	Student Credit Units (SCUs)	Student FTE	Annual Instructional Salary	SCUs/WTU	FTEs/WTU	Annual Instructional Salary/WTU	Annual Instructional Salary/SCU	Annual Instructional Salary/FTEs
Music									
Permanent Faculty:	201.0	3,671.0	247.2	\$817,489	18.3	1.2	\$4,067	\$223	\$3,308
Temporary Faculty:	169.2	4,768.0	319.4	\$350,551	28.2	1.9	\$2,072	\$74	\$1,098
<b>Subtotal Fall 2017</b>	<b>370.2</b>	<b>8,439.0</b>	<b>566.6</b>	<b>\$1,168,040</b>	<b>22.8</b>	<b>1.5</b>	<b>\$3,155</b>	<b>\$138</b>	<b>\$2,062</b>
Permanent Faculty:	163.8	3,064.0	206.7	\$837,710	18.7	1.3	\$5,114	\$273	\$4,052
Temporary Faculty:	170.5	4,294.0	287.2	\$354,300	25.2	1.7	\$2,078	\$83	\$1,234
Staff/Teaching Associates	22.8	28.0	2.3	\$0	1.2	0.1	\$0	\$0	\$0
<b>Subtotal Spring 2018</b>	<b>357.1</b>	<b>7,386.0</b>	<b>496.2</b>	<b>\$1,192,010</b>	<b>20.7</b>	<b>1.4</b>	<b>\$3,338</b>	<b>\$161</b>	<b>\$2,402</b>
<b>Department Totals</b>	<b>727.3</b>	<b>15,825.0</b>	<b>1,062.8</b>	<b>\$2,360,050</b>	<b>21.8</b>	<b>1.5</b>	<b>\$3,245</b>	<b>\$149</b>	<b>\$2,221</b>
Philosophy									
Permanent Faculty:	60.0	2,930.0	195.3	\$285,583	48.8	3.3	\$4,760	\$97	\$1,462
Temporary Faculty:	132.0	6,336.0	422.5	\$287,839	48.0	3.2	\$2,181	\$45	\$681
<b>Subtotal Fall 2017</b>	<b>192.0</b>	<b>9,266.0</b>	<b>617.8</b>	<b>\$573,421</b>	<b>48.3</b>	<b>3.2</b>	<b>\$2,987</b>	<b>\$62</b>	<b>\$928</b>
Permanent Faculty:	90.0	3,167.0	211.3	\$395,847	35.2	2.3	\$4,398	\$125	\$1,874
Temporary Faculty:	120.0	5,466.0	364.5	\$252,462	45.6	3.0	\$2,104	\$46	\$693
<b>Subtotal Spring 2018</b>	<b>210.0</b>	<b>8,633.0</b>	<b>575.7</b>	<b>\$648,309</b>	<b>41.1</b>	<b>2.7</b>	<b>\$3,087</b>	<b>\$75</b>	<b>\$1,126</b>
<b>Department Totals</b>	<b>402.0</b>	<b>17,899.0</b>	<b>1,193.5</b>	<b>\$1,221,730</b>	<b>44.5</b>	<b>3.0</b>	<b>\$3,039</b>	<b>\$68</b>	<b>\$1,024</b>
Theatre and Dance									
Permanent Faculty:	93.3	2,243.5	149.6	\$361,308	24.0	1.6	\$3,873	\$161	\$2,416
Temporary Faculty:	73.6	2,819.0	188.0	\$138,202	38.3	2.6	\$1,878	\$49	\$735
<b>Subtotal Fall 2017</b>	<b>166.9</b>	<b>5,062.5</b>	<b>337.6</b>	<b>\$499,510</b>	<b>30.3</b>	<b>2.0</b>	<b>\$2,993</b>	<b>\$99</b>	<b>\$1,480</b>
Permanent Faculty:	83.0	1,855.5	123.7	\$305,568	22.4	1.5	\$3,682	\$165	\$2,470
Temporary Faculty:	68.2	2,412.0	160.8	\$134,521	35.4	2.4	\$1,972	\$56	\$836
<b>Subtotal Spring 2018</b>	<b>151.2</b>	<b>4,267.5</b>	<b>284.6</b>	<b>\$440,090</b>	<b>28.2</b>	<b>1.9</b>	<b>\$2,911</b>	<b>\$103</b>	<b>\$1,547</b>
<b>Department Totals</b>	<b>318.1</b>	<b>9,330.0</b>	<b>622.2</b>	<b>\$939,600</b>	<b>29.3</b>	<b>2.0</b>	<b>\$2,954</b>	<b>\$101</b>	<b>\$1,510</b>
<b>College Total</b>									
Permanent Faculty:	1,362.9	41,328.1	2,777.2	\$5,844,236	30.3	2.0	\$4,288	\$141	\$2,104
Temporary Faculty:	1,915.6	59,225.1	3,954.6	\$3,665,256	30.9	2.1	\$1,913	\$62	\$927
Staff/Teaching Associates	235.4	2,707.5	180.5	\$75,604	11.5	0.8	\$321	\$28	\$419
<b>Subtotal Fall 2017</b>	<b>3,513.9</b>	<b>103,260.7</b>	<b>6,912.3</b>	<b>\$9,585,095</b>	<b>29.4</b>	<b>2.0</b>	<b>\$2,728</b>	<b>\$93</b>	<b>\$1,387</b>
Permanent Faculty:	1,362.1	38,035.2	2,556.9	\$5,642,120	27.9	1.9	\$4,142	\$148	\$2,207
Temporary Faculty:	1,791.9	53,734.0	3,587.7	\$3,303,903	30.0	2.0	\$1,844	\$61	\$921
Staff/Teaching Associates	157.0	2,154.0	144.1	\$83,128	13.7	0.9	\$529	\$39	\$577
<b>Subtotal Spring 2018</b>	<b>3,311.0</b>	<b>93,923.2</b>	<b>6,288.6</b>	<b>\$9,029,151</b>	<b>28.4</b>	<b>1.9</b>	<b>\$2,727</b>	<b>\$96</b>	<b>\$1,436</b>
Permanent Faculty:	2,725.0	79,363.3	5,334.1	\$11,486,356	29.1	2.0	\$4,215	\$145	\$2,153
Temporary Faculty:	3,707.5	112,959.1	7,542.3	\$6,969,159	30.5	2.0	\$1,880	\$62	\$924
Staff/Teaching Associates	392.4	4,861.5	324.6	\$158,731	12.4	0.8	\$405	\$33	\$489
<b>ALS College Totals</b>	<b>6,824.9</b>	<b>197,183.9</b>	<b>13,200.9</b>	<b>\$18,614,246</b>	<b>28.9</b>	<b>1.9</b>	<b>\$2,727</b>	<b>\$94</b>	<b>\$1,410</b>



**Instructional Personnel Cost by College (Academic Year 2017/2018)**

**BUSINESS**

<b>Department</b>	<b>Instruction WTU</b>	<b>Student Credit Units (SCUs)</b>	<b>Student FTE</b>	<b>Annual Instructional Salary</b>	<b>SCUs/ WTU</b>	<b>FTES/ WTU</b>	<b>Annual Instructional Salary/WTU</b>	<b>Annual Instructional Salary/SCU</b>	<b>Annual Instructional Salary/FTES</b>
Permanent Faculty:	369.5	17,103.0	1,147.0	\$3,055,922	46.3	3.1	\$8,270	\$179	\$2,664
Temporary Faculty:	269.0	12,993.0	872.6	\$579,520	48.3	3.2	\$2,154	\$45	\$664
<b>Subtotal Fall 2017</b>	<b>638.5</b>	<b>30,096.0</b>	<b>2,019.5</b>	<b>\$3,635,443</b>	<b>47.1</b>	<b>3.2</b>	<b>\$5,694</b>	<b>\$121</b>	<b>\$1,800</b>
Permanent Faculty:	390.5	18,737.6	1,263.2	\$3,132,800	48.0	3.2	\$8,023	\$167	\$2,480
Temporary Faculty:	259.0	11,856.0	792.3	\$555,385	45.8	3.1	\$2,144	\$47	\$701
<b>Subtotal Spring 2018</b>	<b>649.5</b>	<b>30,593.6</b>	<b>2,055.4</b>	<b>\$3,688,185</b>	<b>47.1</b>	<b>3.2</b>	<b>\$5,678</b>	<b>\$121</b>	<b>\$1,794</b>
<b>College Total</b>									
Permanent Faculty:	760.0	35,840.6	2,410.2	\$6,188,723	47.2	3.2	\$8,143	\$173	\$2,568
Temporary Faculty:	528.0	24,849.0	1,664.8	\$1,134,905	47.1	3.2	\$2,149	\$46	\$682
<b>Business College Totals</b>	<b>1,288.0</b>	<b>60,689.6</b>	<b>4,075.0</b>	<b>\$7,323,628</b>	<b>47.1</b>	<b>3.2</b>	<b>\$5,686</b>	<b>\$121</b>	<b>\$1,797</b>

### Instructional Personnel Cost by College (Academic Year 2017/2018)

#### EDUCATION

Department	Instructional WTU	Student Credit Units (SCUs)	Student FTE	Annual Instructional Salary	SCUs/WTU	FTEs/WTU	Annual Instructional Salary/WTU	Annual Instructional Salary/SCU	Annual Instructional Salary/FTEs
<b>Ed.D</b>									
Permanent Faculty:	21.5	405.0	33.8	\$187,282	18.8	1.6	\$8,711	\$462	\$5,549
Temporary Faculty:	0.0	0.0	0.0	\$1,948					
<b>Subtotal Fall 2017</b>	<b>21.5</b>	<b>405.0</b>	<b>33.8</b>	<b>\$189,229</b>	<b>18.8</b>	<b>1.6</b>	<b>\$8,801</b>	<b>\$467</b>	<b>\$5,607</b>
Permanent Faculty:	16.5	292.0	24.2	\$174,888	17.7	1.5	\$10,599	\$599	\$7,232
Temporary Faculty:	7.0	119.0	9.9	\$14,524	17.0	1.4	\$2,075	\$122	\$1,465
<b>Subtotal Spring 2018</b>	<b>23.5</b>	<b>411.0</b>	<b>34.1</b>	<b>\$189,412</b>	<b>17.5</b>	<b>1.5</b>	<b>\$8,060</b>	<b>\$461</b>	<b>\$5,555</b>
<b>Department Totals</b>	<b>45.0</b>	<b>816.0</b>	<b>67.9</b>	<b>\$378,641</b>	<b>18.1</b>	<b>1.5</b>	<b>\$8,414</b>	<b>\$464</b>	<b>\$5,581</b>
<b>Graduate &amp; Professional Studies</b>									
Permanent Faculty:	187.3	3,070.7	251.7	\$874,719	16.4	1.3	\$4,670	\$285	\$3,475
Temporary Faculty:	122.5	1,815.5	150.7	\$271,441	14.8	1.2	\$2,216	\$150	\$1,801
<b>Subtotal Fall 2017</b>	<b>309.8</b>	<b>4,886.2</b>	<b>402.4</b>	<b>\$1,146,161</b>	<b>15.8</b>	<b>1.3</b>	<b>\$3,700</b>	<b>\$235</b>	<b>\$2,848</b>
Permanent Faculty:	156.5	1,969.4	161.6	\$930,456	12.6	1.0	\$5,945	\$472	\$5,757
Temporary Faculty:	143.3	2,301.3	191.1	\$322,127	16.1	1.3	\$2,248	\$140	\$1,686
Staff/Teaching Associates	0.5	3.0	0.3	\$0	6.0	0.5	\$0	\$0	\$0
<b>Subtotal Spring 2018</b>	<b>300.3</b>	<b>4,273.7</b>	<b>353.0</b>	<b>\$1,252,583</b>	<b>14.2</b>	<b>1.2</b>	<b>\$4,171</b>	<b>\$293</b>	<b>\$3,549</b>
<b>Department Totals</b>	<b>610.1</b>	<b>9,159.9</b>	<b>755.4</b>	<b>\$2,398,744</b>	<b>15.0</b>	<b>1.2</b>	<b>\$3,932</b>	<b>\$262</b>	<b>\$3,175</b>
<b>Teaching Credentials</b>									
Permanent Faculty:	246.6	4,114.2	276.9	\$1,035,539	16.7	1.1	\$4,200	\$252	\$3,740
Temporary Faculty:	175.7	1,520.3	103.1	\$325,761	8.7	0.6	\$1,854	\$214	\$3,159
<b>Subtotal Fall 2017</b>	<b>422.3</b>	<b>5,634.4</b>	<b>380.0</b>	<b>\$1,361,300</b>	<b>13.3</b>	<b>0.9</b>	<b>\$3,224</b>	<b>\$242</b>	<b>\$3,582</b>
Permanent Faculty:	201.4	3,578.0	240.1	\$892,208	17.8	1.2	\$4,431	\$249	\$3,716
Temporary Faculty:	145.9	1,630.6	109.9	\$295,787	11.2	0.8	\$2,027	\$181	\$2,692
<b>Subtotal Spring 2018</b>	<b>347.3</b>	<b>5,208.6</b>	<b>349.9</b>	<b>\$1,187,994</b>	<b>15.0</b>	<b>1.0</b>	<b>\$3,421</b>	<b>\$228</b>	<b>\$3,395</b>
<b>Department Totals</b>	<b>769.6</b>	<b>10,843.0</b>	<b>730.0</b>	<b>\$2,549,295</b>	<b>14.1</b>	<b>0.9</b>	<b>\$3,313</b>	<b>\$235</b>	<b>\$3,492</b>
<b>Undergraduate Studies in Education</b>									
Permanent Faculty:	238.7	6,787.1	452.7	\$1,087,901	28.4	1.9	\$4,558	\$160	\$2,403
Temporary Faculty:	725.0	18,284.1	1,219.2	\$976,544	25.2	1.7	\$1,347	\$53	\$801
<b>Subtotal Fall 2017</b>	<b>963.7</b>	<b>25,071.1</b>	<b>1,672.0</b>	<b>\$2,064,445</b>	<b>26.0</b>	<b>1.7</b>	<b>\$2,142</b>	<b>\$82</b>	<b>\$1,235</b>
Permanent Faculty:	199.4	6,229.7	415.4	\$991,038	31.2	2.1	\$4,970	\$159	\$2,386
Temporary Faculty:	709.9	17,070.4	1,139.0	\$1,019,754	24.0	1.6	\$1,436	\$60	\$895
<b>Subtotal Spring 2018</b>	<b>909.3</b>	<b>23,300.1</b>	<b>1,554.4</b>	<b>\$2,010,792</b>	<b>25.6</b>	<b>1.7</b>	<b>\$2,211</b>	<b>\$86</b>	<b>\$1,294</b>
<b>Department Totals</b>	<b>1,873.0</b>	<b>48,371.2</b>	<b>3,226.4</b>	<b>\$4,075,237</b>	<b>25.8</b>	<b>1.7</b>	<b>\$2,176</b>	<b>\$84</b>	<b>\$1,263</b>

### Instructional Personnel Cost by College (Academic Year 2017/2018)

**EDUCATION**

Department	Instructional WTU	Student Credit Units (SCUs)	Student FTE	Annual Instructional Salary	SCUs/ WTU	FTE/ WTU	Annual Instructional Salary/WTU	Annual Instructional Salary/SCU	Annual Instructional Salary/FTEs
<b>College Total</b>									
Permanent Faculty:	694.0	14,376.9	1,015.1	\$3,185,442	20.7	1.5	\$4,590	\$222	\$3,138
Temporary Faculty:	1,023.2	21,619.8	1,473.0	\$1,575,693	21.1	1.4	\$1,540	\$73	\$1,070
<b>Subtotal Fall 2017</b>	<b>1,717.2</b>	<b>35,996.7</b>	<b>2,488.2</b>	<b>\$4,761,135</b>	<b>21.0</b>	<b>1.4</b>	<b>\$2,773</b>	<b>\$132</b>	<b>\$1,914</b>
Permanent Faculty:	573.8	12,069.1	841.3	\$2,988,590	21.0	1.5	\$5,209	\$248	\$3,552
Temporary Faculty:	1,006.1	21,121.3	1,449.9	\$1,652,191	21.0	1.4	\$1,642	\$78	\$1,140
Staff/Teaching Associates	0.5	3.0	0.3	\$0	6.0	0.5	\$0	\$0	\$0
<b>Subtotal Spring 2018</b>	<b>1,580.4</b>	<b>33,193.4</b>	<b>2,291.4</b>	<b>\$4,640,781</b>	<b>21.0</b>	<b>1.4</b>	<b>\$2,936</b>	<b>\$140</b>	<b>\$2,025</b>
Permanent Faculty:	1,267.8	26,446.0	1,856.4	\$6,174,032	20.9	1.5	\$4,870	\$233	\$3,326
Temporary Faculty:	2,029.3	42,741.1	2,923.0	\$3,227,884	21.1	1.4	\$1,591	\$76	\$1,104
Staff/Teaching Associates	0.5	3.0	0.3	\$0	6.0	0.5	\$0	\$0	\$0
<b>Education College Totals</b>	<b>3,297.6</b>	<b>69,190.1</b>	<b>4,779.6</b>	<b>\$9,401,916</b>	<b>21.0</b>	<b>1.4</b>	<b>\$2,851</b>	<b>\$136</b>	<b>\$1,967</b>

### Instructional Personnel Cost by College (Academic Year 2017/2018)

#### ENGINEERING & COMPUTER SCIENCE

Department	Instructional WTU	Student Credit Units (SCUs)	Student FTE	Annual Instructional Salary	SCUs/WTU	FTEs/WTU	Annual Instructional Salary/WTU	Annual Instructional Salary/SCU	Annual Salary/FTEs
Civil Engineering									
Permanent Faculty:	103.0	2,762.8	187.1	\$448,014	26.8	1.8	\$4,350	\$162	\$2,395
Temporary Faculty:	149.0	3,522.3	237.9	\$283,844	23.6	1.6	\$1,905	\$81	\$1,193
Staff/Teaching Associates	12.2	78.0	6.2	\$0	6.4	0.5	\$0	\$0	\$0
<b>Subtotal Fall 2017</b>	<b>264.2</b>	<b>6,363.0</b>	<b>431.2</b>	<b>\$731,858</b>	<b>24.1</b>	<b>1.6</b>	<b>\$2,770</b>	<b>\$115</b>	<b>\$1,697</b>
Permanent Faculty:	99.0	2,560.0	173.6	\$434,759	25.9	1.8	\$4,392	\$170	\$2,505
Temporary Faculty:	143.0	3,435.0	232.0	\$284,289	24.0	1.6	\$1,988	\$83	\$1,226
Staff/Teaching Associates	14.4	91.2	7.1	\$0	6.3	0.5	\$0	\$0	\$0
<b>Subtotal Spring 2018</b>	<b>256.4</b>	<b>6,086.2</b>	<b>412.7</b>	<b>\$719,048</b>	<b>23.7</b>	<b>1.6</b>	<b>\$2,804</b>	<b>\$118</b>	<b>\$1,742</b>
<b>Department Totals</b>	<b>520.6</b>	<b>12,449.2</b>	<b>843.8</b>	<b>\$1,450,906</b>	<b>23.9</b>	<b>1.6</b>	<b>\$2,787</b>	<b>\$117</b>	<b>\$1,719</b>
Computer Science									
Permanent Faculty:	148.2	4,393.0	302.9	\$760,752	29.6	2.0	\$5,133	\$173	\$2,511
Temporary Faculty:	156.6	4,997.0	339.2	\$288,100	31.9	2.2	\$1,840	\$58	\$849
Staff/Teaching Associates	35.4	144.0	11.4	\$0	4.1	0.3	\$0	\$0	\$0
<b>Subtotal Fall 2017</b>	<b>340.2</b>	<b>9,534.0</b>	<b>653.4</b>	<b>\$1,048,852</b>	<b>28.0</b>	<b>1.9</b>	<b>\$3,083</b>	<b>\$110</b>	<b>\$1,605</b>
Permanent Faculty:	187.7	4,832.2	336.4	\$758,496	25.7	1.8	\$4,041	\$157	\$2,255
Temporary Faculty:	139.5	4,437.0	299.5	\$257,588	31.8	2.1	\$1,847	\$58	\$860
<b>Subtotal Spring 2018</b>	<b>327.2</b>	<b>9,269.2</b>	<b>635.9</b>	<b>\$1,016,084</b>	<b>28.3</b>	<b>1.9</b>	<b>\$3,105</b>	<b>\$110</b>	<b>\$1,598</b>
<b>Department Totals</b>	<b>667.4</b>	<b>18,803.2</b>	<b>1,289.3</b>	<b>\$2,064,936</b>	<b>28.2</b>	<b>1.9</b>	<b>\$3,094</b>	<b>\$110</b>	<b>\$1,602</b>
Construction Management									
Permanent Faculty:	33.0	681.0	45.4	\$146,587	20.6	1.4	\$4,442	\$215	\$3,229
Temporary Faculty:	39.0	869.0	57.9	\$64,714	22.3	1.5	\$1,659	\$74	\$1,117
Staff/Teaching Associates	2.3	137.0	9.1	\$0	59.6	4.0	\$0	\$0	\$0
<b>Subtotal Fall 2017</b>	<b>74.3</b>	<b>1,687.0</b>	<b>112.5</b>	<b>\$211,300</b>	<b>22.7</b>	<b>1.5</b>	<b>\$2,844</b>	<b>\$125</b>	<b>\$1,879</b>
Permanent Faculty:	30.0	578.0	38.5	\$133,862	19.3	1.3	\$4,462	\$232	\$3,474
Temporary Faculty:	46.0	1,020.0	68.0	\$75,013	22.2	1.5	\$1,631	\$74	\$1,103
Staff/Teaching Associates	2.0	116.0	7.7	\$0	58.0	3.9	\$0	\$0	\$0
<b>Subtotal Spring 2018</b>	<b>78.0</b>	<b>1,714.0</b>	<b>114.3</b>	<b>\$208,876</b>	<b>22.0</b>	<b>1.5</b>	<b>\$2,678</b>	<b>\$122</b>	<b>\$1,828</b>
<b>Department Totals</b>	<b>152.3</b>	<b>3,401.0</b>	<b>226.7</b>	<b>\$420,176</b>	<b>22.3</b>	<b>1.5</b>	<b>\$2,759</b>	<b>\$124</b>	<b>\$1,853</b>
Electronic & Electrical Engineering									
Permanent Faculty:	158.5	3,145.0	216.8	\$688,271	19.8	1.4	\$4,342	\$219	\$3,174
Temporary Faculty:	101.3	2,152.0	145.7	\$211,429	21.2	1.4	\$2,087	\$98	\$1,451
Staff/Teaching Associates	36.8	281.0	20.3	\$18,224	7.6	0.6	\$495	\$65	\$896
<b>Subtotal Fall 2017</b>	<b>296.6</b>	<b>5,578.0</b>	<b>382.9</b>	<b>\$917,924</b>	<b>18.8</b>	<b>1.3</b>	<b>\$3,095</b>	<b>\$165</b>	<b>\$2,397</b>
Permanent Faculty:	149.2	2,960.0	204.0	\$659,868	19.8	1.4	\$4,423	\$223	\$3,235
Temporary Faculty:	102.3	2,069.0	139.1	\$198,929	20.2	1.4	\$1,945	\$96	\$1,431
Staff/Teaching Associates	43.8	340.1	24.2	\$25,969	7.8	0.6	\$593	\$76	\$1,073
<b>Subtotal Spring 2018</b>	<b>295.3</b>	<b>5,369.1</b>	<b>367.2</b>	<b>\$884,766</b>	<b>18.2</b>	<b>1.2</b>	<b>\$2,996</b>	<b>\$165</b>	<b>\$2,409</b>
<b>Department Totals</b>	<b>591.9</b>	<b>10,947.1</b>	<b>750.1</b>	<b>\$1,802,690</b>	<b>18.5</b>	<b>1.3</b>	<b>\$3,046</b>	<b>\$165</b>	<b>\$2,403</b>

**Instructional Personnel Cost by College (Academic Year 2017/2018)**

**ENGINEERING & COMPUTER SCIENCE**

Department	Instructional WTU	Student Credit Units (SCUs)	Student FTE	Annual Instructional Salary	SCUs/WTU	FTES/WTU	Annual Instructional Salary/WTU	Annual Instructional Salary/SCU	Annual Salary/FTES
Mechanical Engineering									
Permanent Faculty:	122.9	3,212.0	217.9	\$588,032	26.1	1.8	\$4,785	\$183	\$2,699
Temporary Faculty:	159.9	3,101.2	209.2	\$301,951	19.4	1.3	\$1,889	\$97	\$1,443
Staff/Teaching Associates	57.7	634.3	43.4	\$63,377	11.0	0.8	\$1,099	\$100	\$1,460
<b>Subtotal Fall 2017</b>	<b>340.4</b>	<b>6947.5</b>	<b>470.6</b>	<b>\$953,361</b>	<b>20.4</b>	<b>1.4</b>	<b>\$2,800</b>	<b>\$137</b>	<b>\$2,026</b>
Permanent Faculty:	119.6	2,883.1	195.5	\$605,333	24.1	1.6	\$5,061	\$210	\$3,096
Temporary Faculty:	184.0	3,182.0	213.8	\$327,869	17.3	1.2	\$1,782	\$103	\$1,534
Staff/Teaching Associates	30.2	371.9	26.1	\$20,927	12.3	0.9	\$693	\$56	\$800
<b>Subtotal Spring 2018</b>	<b>333.8</b>	<b>6,437.0</b>	<b>435.4</b>	<b>\$954,128</b>	<b>19.3</b>	<b>1.3</b>	<b>\$2,858</b>	<b>\$148</b>	<b>\$2,191</b>
<b>Department Totals</b>	<b>674.2</b>	<b>13,384.5</b>	<b>906.0</b>	<b>\$1,907,489</b>	<b>19.9</b>	<b>1.3</b>	<b>\$2,829</b>	<b>\$143</b>	<b>\$2,105</b>
<b>College Total</b>									
Permanent Faculty:	565.6	14,193.8	970.1	\$2,631,656	25.1	1.7	\$4,653	\$185	\$2,713
Temporary Faculty:	605.8	14,641.4	989.9	\$1,150,038	24.2	1.6	\$1,898	\$79	\$1,162
Staff/Teaching Associates	144.4	1,274.3	90.5	\$81,601	8.8	0.6	\$565	\$64	\$902
<b>Subtotal Fall 2017</b>	<b>1,315.7</b>	<b>30,109.5</b>	<b>2,050.5</b>	<b>\$3,863,295</b>	<b>22.9</b>	<b>1.6</b>	<b>\$2,936</b>	<b>\$128</b>	<b>\$1,884</b>
Permanent Faculty:	585.5	13,813.3	948.0	\$2,592,318	23.6	1.6	\$4,428	\$188	\$2,735
Temporary Faculty:	614.8	14,143.0	952.3	\$1,143,688	23.0	1.5	\$1,860	\$81	\$1,201
Staff/Teaching Associates	90.4	919.2	65.2	\$46,896	10.2	0.7	\$519	\$51	\$719
<b>Subtotal Spring 2018</b>	<b>1,290.7</b>	<b>28,875.5</b>	<b>1,965.5</b>	<b>\$3,782,902</b>	<b>22.4</b>	<b>1.5</b>	<b>\$2,931</b>	<b>\$131</b>	<b>\$1,925</b>
Permanent Faculty:	1,151.1	28,007.1	1,918.1	\$5,223,974	24.3	1.7	\$4,538	\$187	\$2,724
Temporary Faculty:	1,220.6	28,784.4	1,942.2	\$2,293,726	23.6	1.6	\$1,879	\$80	\$1,181
Staff/Teaching Associates	234.8	2,193.5	155.7	\$128,497	9.3	0.7	\$547	\$59	\$826
<b>ECS College Totals</b>	<b>2,606.4</b>	<b>58,985.0</b>	<b>4,016.0</b>	<b>\$7,646,197</b>	<b>22.6</b>	<b>1.5</b>	<b>\$2,934</b>	<b>\$130</b>	<b>\$1,904</b>

### Instructional Personnel Cost by College (Academic Year 2017/2018)

#### HEALTH AND HUMAN SERVICES

Department	Instructional WTU	Student Credit Units (SCUs)	Student FTE	Annual Instructional Salary	SCUs/WTU	FTES/WTU	Annual Instructional Salary/WTU	Annual Instructional Salary/SCU	Annual Instructional Salary/FTES
Criminal Justice									
Permanent Faculty:	156.4	6084.7	408.0	\$924,086	38.9	2.6	\$5,909	\$152	\$2,265
Temporary Faculty:	170.2	9494.3	633.0	\$307,308	55.8	3.7	\$1,805	\$32	\$486
<b>Subtotal Fall 2017</b>	<b>326.6</b>	<b>15579.0</b>	<b>1041.0</b>	<b>\$1,231,394</b>	<b>47.7</b>	<b>3.2</b>	<b>\$3,770</b>	<b>\$79</b>	<b>\$1,183</b>
Permanent Faculty:	140.9	5856.0	392.6	\$941,214	41.6	2.8	\$6,680	\$161	\$2,398
Temporary Faculty:	170.7	8814.0	588.2	\$337,336	51.6	3.4	\$1,976	\$38	\$574
<b>Subtotal Spring 2018</b>	<b>311.6</b>	<b>14670.0</b>	<b>980.8</b>	<b>\$1,278,550</b>	<b>47.1</b>	<b>3.1</b>	<b>\$4,103</b>	<b>\$87</b>	<b>\$1,304</b>
<b>Department Totals</b>	<b>638.2</b>	<b>30249.0</b>	<b>2021.8</b>	<b>\$2,509,943</b>	<b>47.4</b>	<b>3.2</b>	<b>\$3,933</b>	<b>\$83</b>	<b>\$1,241</b>
Kinesiology and Health Sciences									
Permanent Faculty:	252.2	6492.5	436.4	\$869,401	25.7	1.7	\$3,447	\$134	\$1,992
Temporary Faculty:	176.6	5469.2	364.9	\$418,573	31.0	2.1	\$2,370	\$77	\$1,147
Staff/Teaching Associates	30.0	270.0	18.0	\$51,255	9.0	0.6	\$1,709	\$190	\$2,848
<b>Subtotal Fall 2017</b>	<b>458.8</b>	<b>12231.7</b>	<b>819.3</b>	<b>\$1,339,229</b>	<b>26.7</b>	<b>1.8</b>	<b>\$2,919</b>	<b>\$109</b>	<b>\$1,635</b>
Permanent Faculty:	226.7	5967.9	400.9	\$764,312	26.3	1.8	\$3,371	\$128	\$1,907
Temporary Faculty:	174.7	5915.3	395.0	\$414,700	33.9	2.3	\$2,374	\$70	\$1,050
Staff/Teaching Associates	34.0	327.0	21.8	\$58,089	9.6	0.6	\$1,709	\$178	\$2,665
<b>Subtotal Spring 2018</b>	<b>435.4</b>	<b>12210.2</b>	<b>817.6</b>	<b>\$1,237,100</b>	<b>28.0</b>	<b>1.9</b>	<b>\$2,841</b>	<b>\$101</b>	<b>\$1,513</b>
<b>Department Totals</b>	<b>894.2</b>	<b>24441.9</b>	<b>1636.9</b>	<b>\$2,576,329</b>	<b>27.3</b>	<b>1.8</b>	<b>\$2,881</b>	<b>\$105</b>	<b>\$1,574</b>
Nursing									
Permanent Faculty:	194.5	3965.7	269.8	\$737,139	20.4	1.4	\$3,791	\$186	\$2,732
Temporary Faculty:	228.0	2626.3	175.9	\$497,797	11.5	0.8	\$2,183	\$190	\$2,831
<b>Subtotal Fall 2017</b>	<b>422.5</b>	<b>6592.0</b>	<b>445.7</b>	<b>\$1,234,935</b>	<b>15.6</b>	<b>1.1</b>	<b>\$2,923</b>	<b>\$187</b>	<b>\$2,771</b>
Permanent Faculty:	127.1	3181.3	215.9	\$696,140	25.0	1.7	\$5,479	\$219	\$3,224
Temporary Faculty:	216.8	2630.7	176.0	\$507,028	12.1	0.8	\$2,338	\$193	\$2,881
<b>Subtotal Spring 2018</b>	<b>343.9</b>	<b>5812.0</b>	<b>391.9</b>	<b>\$1,203,168</b>	<b>16.9</b>	<b>1.1</b>	<b>\$3,499</b>	<b>\$207</b>	<b>\$3,070</b>
<b>Department Totals</b>	<b>766.4</b>	<b>12404.0</b>	<b>837.6</b>	<b>\$2,438,103</b>	<b>16.2</b>	<b>1.1</b>	<b>\$3,181</b>	<b>\$197</b>	<b>\$2,911</b>
Physical Therapy									
Permanent Faculty:	70.0	1050.5	87.5	\$429,834	15.0	1.3	\$6,140	\$409	\$4,910
Temporary Faculty:	28.2	340.5	28.4	\$90,329	12.1	1.0	\$3,203	\$265	\$3,183
<b>Subtotal Fall 2017</b>	<b>98.2</b>	<b>1391.0</b>	<b>115.9</b>	<b>\$520,163</b>	<b>14.2</b>	<b>1.2</b>	<b>\$5,297</b>	<b>\$374</b>	<b>\$4,487</b>
Permanent Faculty:	58.4	878.9	73.2	\$363,284	15.0	1.3	\$6,219	\$413	\$4,960
Temporary Faculty:	23.0	402.2	33.5	\$50,892	17.5	1.5	\$2,214	\$127	\$1,519
<b>Subtotal Spring 2018</b>	<b>81.4</b>	<b>1281.0</b>	<b>106.8</b>	<b>\$414,175</b>	<b>15.7</b>	<b>1.3</b>	<b>\$5,088</b>	<b>\$323</b>	<b>\$3,880</b>
<b>Department Totals</b>	<b>179.6</b>	<b>2672.0</b>	<b>222.7</b>	<b>\$934,338</b>	<b>14.9</b>	<b>1.2</b>	<b>\$5,202</b>	<b>\$350</b>	<b>\$4,196</b>

### Instructional Personnel Cost by College (Academic Year 2017/2018)

#### HEALTH AND HUMAN SERVICES

Department	Instructional WTU	Student Credit Units (SCUs)	Student FTE	Annual Instructional Salary	SCUs/ WTU	FTES/ WTU	Annual Instructional Salary/WTU	Annual Instructional Salary/SCU	Annual Instructional Salary/FTES
Recreation, Park & Tourism Administration									
Permanent Faculty:	83.9	2308.8	154.7	\$319,098	27.5	1.8	\$3,803	\$138	\$2,062
Temporary Faculty:	168.4	5370.3	358.5	\$290,010	31.9	2.1	\$1,722	\$54	\$809
<b>Subtotal Fall 2017</b>	<b>252.3</b>	<b>7679.1</b>	<b>513.2</b>	<b>\$609,108</b>	<b>30.4</b>	<b>2.0</b>	<b>\$2,414</b>	<b>\$79</b>	<b>\$1,187</b>
Permanent Faculty:	85.1	1854.7	124.3	\$314,159	21.8	1.5	\$3,692	\$169	\$2,528
Temporary Faculty:	148.8	4706.1	314.6	\$263,609	31.6	2.1	\$1,772	\$56	\$838
Staff/Teaching Associates	0.0	0.0	0.0	\$3,417					
<b>Subtotal Spring 2018</b>	<b>233.9</b>	<b>6560.8</b>	<b>438.8</b>	<b>\$581,185</b>	<b>28.0</b>	<b>1.9</b>	<b>\$2,485</b>	<b>\$89</b>	<b>\$1,324</b>
<b>Department Totals</b>	<b>486.2</b>	<b>14239.9</b>	<b>952.0</b>	<b>\$1,190,293</b>	<b>29.3</b>	<b>2.0</b>	<b>\$2,448</b>	<b>\$84</b>	<b>\$1,250</b>
Social Work									
Permanent Faculty:	307.5	3906.0	296.2	\$901,583	12.7	1.0	\$2,932	\$231	\$3,043
Temporary Faculty:	272.3	6846.0	478.3	\$499,692	25.1	1.8	\$1,835	\$73	\$1,045
<b>Subtotal Fall 2017</b>	<b>579.8</b>	<b>10752.0</b>	<b>774.5</b>	<b>\$1,401,274</b>	<b>18.5</b>	<b>1.3</b>	<b>\$2,417</b>	<b>\$130</b>	<b>\$1,809</b>
Permanent Faculty:	360.8	5244.2	391.3	\$850,284	14.5	1.1	\$2,357	\$162	\$2,173
Temporary Faculty:	230.0	5853.0	403.1	\$478,163	25.5	1.8	\$2,079	\$82	\$1,186
<b>Subtotal Spring 2018</b>	<b>590.7</b>	<b>11097.2</b>	<b>794.4</b>	<b>\$1,328,447</b>	<b>18.8</b>	<b>1.3</b>	<b>\$2,249</b>	<b>\$120</b>	<b>\$1,672</b>
<b>Department Totals</b>	<b>1170.5</b>	<b>21849.2</b>	<b>1568.9</b>	<b>\$2,729,721</b>	<b>18.7</b>	<b>1.3</b>	<b>\$2,332</b>	<b>\$125</b>	<b>\$1,740</b>
Dept of Communication Sciences and Disorders									
Permanent Faculty:	120.1	3066.4	211.5	\$247,714	25.5	1.8	\$2,063	\$81	\$1,171
Temporary Faculty:	101.1	1782.7	127.5	\$215,486	17.6	1.3	\$2,132	\$121	\$1,690
<b>Subtotal Fall 2017</b>	<b>221.1</b>	<b>4849.1</b>	<b>339.0</b>	<b>\$463,200</b>	<b>21.9</b>	<b>1.5</b>	<b>\$2,095</b>	<b>\$96</b>	<b>\$1,366</b>
Permanent Faculty:	106.9	2858.4	198.9	\$297,810	26.7	1.9	\$2,786	\$104	\$1,497
Temporary Faculty:	103.7	2160.3	149.8	\$231,043	20.8	1.4	\$2,228	\$107	\$1,542
<b>Subtotal Spring 2018</b>	<b>210.6</b>	<b>5018.7</b>	<b>348.7</b>	<b>\$528,853</b>	<b>23.8</b>	<b>1.7</b>	<b>\$2,511</b>	<b>\$105</b>	<b>\$1,517</b>
<b>Department Totals</b>	<b>431.7</b>	<b>9867.8</b>	<b>687.7</b>	<b>\$992,053</b>	<b>22.9</b>	<b>1.6</b>	<b>\$2,298</b>	<b>\$101</b>	<b>\$1,442</b>
<b>College Total</b>									
Permanent Faculty:	1184.6	26874.6	1864.3	\$4,428,853	22.7	1.6	\$3,739	\$165	\$2,376
Temporary Faculty:	1144.8	31929.3	2166.3	\$2,319,194	27.9	1.9	\$2,026	\$73	\$1,071
Staff/Teaching Associates	30.0	270.0	18.0	\$51,255	9.0	0.6	\$1,709	\$190	\$2,848
<b>Subtotal Fall 2017</b>	<b>2359.3</b>	<b>59073.9</b>	<b>4048.6</b>	<b>\$6,799,302</b>	<b>25.0</b>	<b>1.7</b>	<b>\$2,882</b>	<b>\$115</b>	<b>\$1,679</b>
Permanent Faculty:	1105.8	25841.4	1797.0	\$4,227,201	23.4	1.6	\$3,823	\$164	\$2,352
Temporary Faculty:	1067.7	30481.5	2060.1	\$2,282,770	28.5	1.9	\$2,138	\$75	\$1,108
Staff/Teaching Associates	34.0	327.0	21.8	\$61,506	9.6	0.6	\$1,809	\$188	\$2,821
<b>Subtotal Spring 2018</b>	<b>2207.5</b>	<b>56649.9</b>	<b>3878.9</b>	<b>\$6,571,478</b>	<b>25.7</b>	<b>1.8</b>	<b>\$2,977</b>	<b>\$116</b>	<b>\$1,694</b>
Permanent Faculty:	2290.4	52716.0	3661.3	\$8,656,054	23.0	1.6	\$3,779	\$164	\$2,364
Temporary Faculty:	2212.5	62410.8	4226.5	\$4,601,964	28.2	1.9	\$2,080	\$74	\$1,089
Staff/Teaching Associates	64.0	597.0	39.8	\$112,761	9.3	0.6	\$1,762	\$189	\$2,833
<b>HHS College Totals</b>	<b>4566.8</b>	<b>115723.8</b>	<b>7927.6</b>	<b>\$13,370,779</b>	<b>25.3</b>	<b>1.7</b>	<b>\$2,928</b>	<b>\$116</b>	<b>\$1,687</b>



**Instructional Personnel Cost by College (Academic Year 2017/2018)**

**NATURAL SCIENCES & MATHEMATICS**

Department	Instructional WTU	Student Credit Units (SCUs)	Student FTE	Annual Instructional Salary	SCUs/WTU	FTES/WTU	Annual Instructional Salary/WTU	Annual Instructional Salary/SCU	Annual Instructional Salary/FTES
College Level									
Permanent Faculty:	87.9	927.0	61.8	\$44,181	10.5	0.7	\$503	\$48	\$715
Temporary Faculty:	16.0	328.0	21.9	\$28,325	20.5	1.4	\$1,770	\$86	\$1,295
Staff/Teaching Associates	3.0	72.0	4.8	\$4,034	24.0	1.6	\$1,345	\$56	\$840
<b>Subtotal Fall 2017</b>	<b>106.9</b>	<b>1,327.0</b>	<b>88.5</b>	<b>\$76,540</b>	<b>12.4</b>	<b>0.8</b>	<b>\$716</b>	<b>\$58</b>	<b>\$865</b>
Permanent Faculty:	78.7	775.0	51.7	\$72,483	9.8	0.7	\$921	\$94	\$1,402
Temporary Faculty:	4.0	75.0	5.0	\$4,880	18.8	1.3	\$1,220	\$65	\$976
<b>Subtotal Spring 2018</b>	<b>82.7</b>	<b>850.0</b>	<b>56.7</b>	<b>\$77,364</b>	<b>10.3</b>	<b>0.7</b>	<b>\$935</b>	<b>\$91</b>	<b>\$1,365</b>
<b>Department Totals</b>	<b>189.6</b>	<b>2,177.0</b>	<b>145.2</b>	<b>\$153,904</b>	<b>11.5</b>	<b>0.8</b>	<b>\$812</b>	<b>\$71</b>	<b>\$1,060</b>
Biological Sciences									
Permanent Faculty:	258.7	6,931.4	468.3	\$1,029,702	26.8	1.8	\$3,980	\$149	\$2,199
Temporary Faculty:	294.5	11,092.2	741.4	\$664,665	37.7	2.5	\$2,257	\$60	\$897
Staff/Teaching Associates	21.2	280.0	18.7	\$28,587	13.2	0.9	\$1,348	\$102	\$1,531
<b>Subtotal Fall 2017</b>	<b>574.4</b>	<b>18,303.6</b>	<b>1,228.4</b>	<b>\$1,722,954</b>	<b>31.9</b>	<b>2.1</b>	<b>\$3,000</b>	<b>\$94</b>	<b>\$1,403</b>
Permanent Faculty:	240.7	7,027.4	472.1	\$924,664	29.2	2.0	\$3,842	\$132	\$1,959
Temporary Faculty:	263.3	8,305.1	555.4	\$577,168	31.5	2.1	\$2,192	\$69	\$1,039
Staff/Teaching Associates	49.0	641.0	42.7	\$77,665	13.1	0.9	\$1,585	\$121	\$1,817
<b>Subtotal Spring 2018</b>	<b>553.0</b>	<b>15,973.5</b>	<b>1,070.2</b>	<b>\$1,579,496</b>	<b>28.9</b>	<b>1.9</b>	<b>\$2,856</b>	<b>\$99</b>	<b>\$1,476</b>
<b>Department Totals</b>	<b>1,127.4</b>	<b>34,277.1</b>	<b>2,298.5</b>	<b>\$3,302,451</b>	<b>30.4</b>	<b>2.0</b>	<b>\$2,929</b>	<b>\$96</b>	<b>\$1,437</b>
Chemistry									
Permanent Faculty:	129.3	3,760.1	252.8	\$531,670	29.1	2.0	\$4,112	\$141	\$2,103
Temporary Faculty:	128.2	3,297.0	220.0	\$259,600	25.7	1.7	\$2,025	\$79	\$1,180
Staff/Teaching Associates	64.2	812.0	54.1	\$74,498	12.6	0.8	\$1,160	\$92	\$1,376
<b>Subtotal Fall 2017</b>	<b>321.7</b>	<b>7,869.1</b>	<b>527.0</b>	<b>\$865,768</b>	<b>24.5</b>	<b>1.6</b>	<b>\$2,691</b>	<b>\$110</b>	<b>\$1,643</b>
Permanent Faculty:	113.6	3,081.5	207.7	\$412,635	27.1	1.8	\$3,632	\$134	\$1,987
Temporary Faculty:	148.8	4,628.0	308.5	\$331,499	31.1	2.1	\$2,228	\$72	\$1,074
Staff/Teaching Associates	80.2	966.0	64.4	\$112,455	12.0	0.8	\$1,402	\$116	\$1,745
<b>Subtotal Spring 2018</b>	<b>342.6</b>	<b>8,675.5</b>	<b>580.6</b>	<b>\$856,588</b>	<b>25.3</b>	<b>1.7</b>	<b>\$2,500</b>	<b>\$99</b>	<b>\$1,475</b>
<b>Department Totals</b>	<b>664.3</b>	<b>16,544.6</b>	<b>1107.6</b>	<b>\$1,722,357</b>	<b>24.9</b>	<b>1.7</b>	<b>\$2,593</b>	<b>\$104</b>	<b>\$1,555</b>

**Instructional Personnel Cost by College (Academic Year 2017/2018)**

**NATURAL SCIENCES & MATHEMATICS**

Department	Instructional WTU	Student Credit Units (SCUs)	Student FTE	Annual Instructional Salary	SCUs/WTU	FTEs/WTU	Annual Instructional Salary/WTU	Annual Instructional Salary/SCU	Annual Instructional Salary/FTEs
Geography									
Permanent Faculty:	80.3	2,513.0	167.6	\$383,443	31.3	2.1	\$4,775	\$153	\$2,288
Temporary Faculty:	85.3	2,445.0	163.0	\$159,236	28.7	1.9	\$1,867	\$65	\$977
<b>Subtotal Fall 2017</b>	<b>165.6</b>	<b>4,958.0</b>	<b>330.6</b>	<b>\$542,680</b>	<b>29.9</b>	<b>2.0</b>	<b>\$3,277</b>	<b>\$109</b>	<b>\$1,642</b>
Permanent Faculty:	85.7	2,045.0	136.4	\$383,947	23.9	1.6	\$4,480	\$188	\$2,815
Temporary Faculty:	76.0	2,150.0	143.5	\$143,906	28.3	1.9	\$1,893	\$67	\$1,003
<b>Subtotal Spring 2018</b>	<b>161.7</b>	<b>4,195.0</b>	<b>279.9</b>	<b>\$527,853</b>	<b>25.9</b>	<b>1.7</b>	<b>\$3,264</b>	<b>\$126</b>	<b>\$1,886</b>
<b>Department Totals</b>	<b>327.3</b>	<b>9,153.0</b>	<b>610.5</b>	<b>\$1,070,533</b>	<b>28.0</b>	<b>1.9</b>	<b>\$3,271</b>	<b>\$117</b>	<b>\$1,754</b>
Geology									
Permanent Faculty:	58.0	848.8	58.5	\$229,447	14.6	1.0	\$3,956	\$270	\$3,923
Temporary Faculty:	59.5	3,860.0	257.3	\$122,520	64.9	4.3	\$2,059	\$32	\$476
Staff/Teaching Associates	12.5	146.0	9.8	\$14,496	11.7	0.8	\$1,160	\$99	\$1,474
<b>Subtotal Fall 2017</b>	<b>130.0</b>	<b>4,854.8</b>	<b>325.7</b>	<b>\$366,464</b>	<b>37.3</b>	<b>2.5</b>	<b>\$2,819</b>	<b>\$75</b>	<b>\$1,125</b>
Permanent Faculty:	69.0	1,722.0	116.3	\$250,346	25.0	1.7	\$3,628	\$145	\$2,154
Temporary Faculty:	66.6	2,901.0	193.6	\$135,836	43.6	2.9	\$2,040	\$47	\$702
Staff/Teaching Associates	12.0	131.0	8.7	\$16,308	10.9	0.7	\$1,359	\$124	\$1,867
<b>Subtotal Spring 2018</b>	<b>147.6</b>	<b>4,754.0</b>	<b>318.6</b>	<b>\$402,490</b>	<b>32.2</b>	<b>2.2</b>	<b>\$2,727</b>	<b>\$85</b>	<b>\$1,263</b>
<b>Department Totals</b>	<b>277.6</b>	<b>9,608.8</b>	<b>644.2</b>	<b>\$768,953</b>	<b>34.6</b>	<b>2.3</b>	<b>\$2,770</b>	<b>\$80</b>	<b>\$1,194</b>
Mathematics									
Permanent Faculty:	233.1	6,440.0	432.2	\$936,441	27.6	1.9	\$4,017	\$145	\$2,167
Temporary Faculty:	297.0	8,303.0	554.0	\$544,808	28.0	1.9	\$1,834	\$66	\$983
Staff/Teaching Associates	48.0	1,329.0	88.6	\$41,351	27.7	1.8	\$861	\$31	\$467
<b>Subtotal Fall 2017</b>	<b>578.1</b>	<b>16,072.0</b>	<b>1,074.8</b>	<b>\$1,522,599</b>	<b>27.8</b>	<b>1.9</b>	<b>\$2,634</b>	<b>\$95</b>	<b>\$1,417</b>
Permanent Faculty:	255.1	5,842.0	392.1	\$893,996	22.9	1.5	\$3,504	\$153	\$2,280
Temporary Faculty:	331.0	8,437.0	563.2	\$604,099	25.5	1.7	\$1,825	\$72	\$1,073
Staff/Teaching Associates	31.0	781.0	52.1	\$30,324	25.2	1.7	\$978	\$39	\$582
<b>Subtotal Spring 2018</b>	<b>617.1</b>	<b>15,060.0</b>	<b>1,007.4</b>	<b>\$1,528,419</b>	<b>24.4</b>	<b>1.6</b>	<b>\$2,477</b>	<b>\$101</b>	<b>\$1,517</b>
<b>Department Totals</b>	<b>1,195.2</b>	<b>31,132.0</b>	<b>2,082.2</b>	<b>\$3,051,017</b>	<b>26.0</b>	<b>1.7</b>	<b>\$2,553</b>	<b>\$98</b>	<b>\$1,465</b>
Physics and Astronomy									
Permanent Faculty:	94.4	3,262.8	217.5	\$397,435	34.6	2.3	\$4,210	\$122	\$1,827
Temporary Faculty:	99.2	2,786.0	185.7	\$200,757	28.1	1.9	\$2,024	\$72	\$1,081
<b>Subtotal Fall 2017</b>	<b>193.6</b>	<b>6,048.8</b>	<b>403.3</b>	<b>\$598,192</b>	<b>31.2</b>	<b>2.1</b>	<b>\$3,090</b>	<b>\$99</b>	<b>\$1,483</b>
Permanent Faculty:	88.5	2,815.8	187.7	\$329,411	31.8	2.1	\$3,722	\$117	\$1,755
Temporary Faculty:	108.5	3,041.0	202.8	\$225,809	28.0	1.9	\$2,081	\$74	\$1,113
<b>Subtotal Spring 2018</b>	<b>197.0</b>	<b>5,856.8</b>	<b>390.5</b>	<b>\$555,220</b>	<b>29.7</b>	<b>2.0</b>	<b>\$2,818</b>	<b>\$95</b>	<b>\$1,422</b>
<b>Department Totals</b>	<b>390.6</b>	<b>11,905.6</b>	<b>793.8</b>	<b>\$1,153,412</b>	<b>30.5</b>	<b>2.0</b>	<b>\$2,953</b>	<b>\$97</b>	<b>\$1,453</b>

**Instructional Personnel Cost by College (Academic Year 2017/2018)**

**NATURAL SCIENCES & MATHEMATICS**

Department	Instructional WTU	Student Credit Units (SCUs)	Student FTE	Annual Instructional Salary	SCUs/ WTU	FTES/ WTU	Annual Instructional Salary/WTU	Annual Instructional Salary/SCU	Annual Instructional Salary/FTES
<b>College Total</b>									
Permanent Faculty:	941.7	24,683.1	1,658.7	\$3,552,319	26.2	1.8	\$3,772	\$144	\$2,142
Temporary Faculty:	979.7	32,111.2	2,143.4	\$1,979,912	32.8	2.2	\$2,021	\$62	\$924
Staff/Teaching Associates	148.9	2,639.0	176.0	\$162,966	17.7	1.2	\$1,094	\$62	\$926
<b>Subtotal Fall 2017</b>	<b>2,070.3</b>	<b>59,433.3</b>	<b>3,978.1</b>	<b>\$5,695,197</b>	<b>28.7</b>	<b>1.9</b>	<b>\$2,751</b>	<b>\$96</b>	<b>\$1,432</b>
Permanent Faculty:	931.3	23,308.7	1,563.9	\$3,267,482	25.0	1.7	\$3,509	\$140	\$2,089
Temporary Faculty:	998.2	29,537.1	1,972.1	\$2,023,196	29.6	2.0	\$2,027	\$68	\$1,026
Staff/Teaching Associates	172.2	2,519.0	168.0	\$236,751	14.6	1.0	\$1,375	\$94	\$1,410
<b>Subtotal Spring 2018</b>	<b>2,101.7</b>	<b>55,364.8</b>	<b>3,703.9</b>	<b>\$5,527,429</b>	<b>26.3</b>	<b>1.8</b>	<b>\$2,630</b>	<b>\$100</b>	<b>\$1,492</b>
Permanent Faculty:	1,873.0	47,991.8	3,222.6	\$6,819,801	25.6	1.7	\$3,641	\$142	\$2,116
Temporary Faculty:	1,977.9	61,648.3	4,115.4	\$4,003,108	31.2	2.1	\$2,024	\$65	\$973
Staff/Teaching Associates	321.1	5,158.0	344.0	\$399,717	16.1	1.1	\$1,245	\$77	\$1,162
<b>NSM College Totals</b>	<b>4,172.0</b>	<b>114,798.1</b>	<b>7,682.0</b>	<b>\$11,222,626</b>	<b>27.5</b>	<b>1.8</b>	<b>\$2,690</b>	<b>\$98</b>	<b>\$1,461</b>

## Instructional Personnel Cost by College (Academic Year 2017/2018)

### SOCIAL SCIENCES AND INTERDISCIPLINARY STUDIES

Department	Instructional WTU	Student Credit Units (SCUs)	Student FTE	Annual Instructional Salary	SCUs/WTU	FTES/WTU	Annual Instructional Salary/WTU	Annual Instructional Salary/SCU	Annual Instructional Salary/FTES
College Level									
Permanent Faculty:	6.8	29.6	2.0	\$55,625	4.4	0.3	\$8,180	\$1,879	\$27,492
Temporary Faculty:	3.0	24.0	1.6	\$9,811	8.0	0.5	\$3,270	\$409	\$6,132
Staff/Teaching Associates	15.3	87.4	5.8	\$0	5.7	0.4	\$0	\$0	\$0
<b>Subtotal Fall 2017</b>	<b>25.1</b>	<b>141.0</b>	<b>9.5</b>	<b>\$65,436</b>	<b>5.6</b>	<b>0.4</b>	<b>\$2,607</b>	<b>\$464</b>	<b>\$6,924</b>
Permanent Faculty:	6.0	20.8	1.4	\$0	3.5	0.2	\$0	\$0	\$0
Temporary Faculty:	18.0	446.2	29.7	\$26,729	24.8	1.7	\$1,485	\$60	\$899
Staff/Teaching Associates	10.3	58.9	3.9	\$0	5.7	0.4	\$0	\$0	\$0
<b>Subtotal Spring 2018</b>	<b>34.3</b>	<b>525.9</b>	<b>35.1</b>	<b>\$26,729</b>	<b>15.3</b>	<b>1.0</b>	<b>\$779</b>	<b>\$51</b>	<b>\$762</b>
<b>Department Totals</b>	<b>59.4</b>	<b>666.9</b>	<b>44.5</b>	<b>\$92,165</b>	<b>11.2</b>	<b>0.7</b>	<b>\$1,552</b>	<b>\$138</b>	<b>\$2,071</b>
Anthropology									
Permanent Faculty:	120.1	4,750.9	318.3	\$604,716	39.6	2.7	\$5,035	\$127	\$1,900
Temporary Faculty:	73.0	3,519.0	234.6	\$146,227	48.2	3.2	\$2,003	\$42	\$623
<b>Subtotal Fall 2017</b>	<b>193.1</b>	<b>8,269.9</b>	<b>552.9</b>	<b>\$750,943</b>	<b>42.8</b>	<b>2.9</b>	<b>\$3,889</b>	<b>\$91</b>	<b>\$1,358</b>
Permanent Faculty:	126.2	5,021.2	336.7	\$639,639	39.8	2.7	\$5,068	\$127	\$1,900
Temporary Faculty:	64.0	2,816.0	187.7	\$116,930	44.0	2.9	\$1,827	\$42	\$623
<b>Subtotal Spring 2018</b>	<b>190.2</b>	<b>7,837.2</b>	<b>524.4</b>	<b>\$756,570</b>	<b>41.2</b>	<b>2.8</b>	<b>\$3,978</b>	<b>\$97</b>	<b>\$1,443</b>
<b>Department Totals</b>	<b>383.3</b>	<b>16,107.1</b>	<b>1,077.3</b>	<b>\$1,507,512</b>	<b>42.0</b>	<b>2.8</b>	<b>\$3,933</b>	<b>\$94</b>	<b>\$1,399</b>
Asian Studies									
Permanent Faculty:	1.1	12.0	0.8	\$4,156	10.9	0.7	\$3,778	\$346	\$5,195
<b>Subtotal Spring 2018</b>	<b>1.1</b>	<b>12.0</b>	<b>0.8</b>	<b>\$4,156</b>	<b>10.9</b>	<b>0.7</b>	<b>\$3,778</b>	<b>\$346</b>	<b>\$5,195</b>
<b>Department Totals</b>	<b>1.1</b>	<b>12.0</b>	<b>0.8</b>	<b>\$4,156</b>	<b>10.9</b>	<b>0.7</b>	<b>\$3,778</b>	<b>\$346</b>	<b>\$5,195</b>
Economics									
Permanent Faculty:	95.1	4,372.3	292.6	\$660,352	46.0	3.1	\$6,944	\$151	\$2,257
Temporary Faculty:	63.0	2,802.0	187.3	\$147,875	44.5	3.0	\$2,347	\$53	\$790
<b>Subtotal Fall 2017</b>	<b>158.1</b>	<b>7,174.3</b>	<b>479.9</b>	<b>\$808,226</b>	<b>45.4</b>	<b>3.0</b>	<b>\$5,112</b>	<b>\$113</b>	<b>\$1,684</b>
Permanent Faculty:	74.3	3,614.3	242.1	\$577,399	48.6	3.3	\$7,771	\$160	\$2,385
Temporary Faculty:	81.0	3,732.0	249.2	\$186,382	46.1	3.1	\$2,301	\$50	\$748
<b>Subtotal Spring 2018</b>	<b>155.3</b>	<b>7,346.3</b>	<b>491.3</b>	<b>\$763,780</b>	<b>47.3</b>	<b>3.2</b>	<b>\$4,918</b>	<b>\$104</b>	<b>\$1,555</b>
<b>Department Totals</b>	<b>313.4</b>	<b>14,520.6</b>	<b>971.2</b>	<b>\$1,572,007</b>	<b>46.3</b>	<b>3.1</b>	<b>\$5,016</b>	<b>\$108</b>	<b>\$1,619</b>
Environmental Studies									
Permanent Faculty:	48.0	1,393.0	92.9	\$185,987	29.0	1.9	\$3,875	\$134	\$2,002
Temporary Faculty:	30.0	1,148.0	76.8	\$61,735	38.3	2.6	\$2,058	\$54	\$803
<b>Subtotal Fall 2017</b>	<b>78.0</b>	<b>2,541.0</b>	<b>169.8</b>	<b>\$247,722</b>	<b>32.6</b>	<b>2.2</b>	<b>\$3,176</b>	<b>\$97</b>	<b>\$1,459</b>
Permanent Faculty:	43.4	1,405.0	93.8	\$205,765	32.4	2.2	\$4,741	\$146	\$2,194
Temporary Faculty:	25.5	1,112.0	74.1	\$56,152	43.6	2.9	\$2,202	\$50	\$757
<b>Subtotal Spring 2018</b>	<b>68.9</b>	<b>2,517.0</b>	<b>167.9</b>	<b>\$261,917</b>	<b>36.5</b>	<b>2.4</b>	<b>\$3,801</b>	<b>\$104</b>	<b>\$1,560</b>
<b>Department Totals</b>	<b>146.9</b>	<b>5,058.0</b>	<b>337.7</b>	<b>\$509,639</b>	<b>34.4</b>	<b>2.3</b>	<b>\$3,469</b>	<b>\$101</b>	<b>\$1,509</b>

### Instructional Personnel Cost by College (Academic Year 2017/2018)

#### SOCIAL SCIENCES AND INTERDISCIPLINARY STUDIES

Department	Instructional WTU	Student Credit Units (SCUs)	Student FTE	Annual Instructional Salary	SCUs/ WTU	FTES/ WTU	Annual Instructional Salary/WTU	Annual Instructional Salary/SCU	Annual Instructional Salary/FTES
Ethnic Studies									
Permanent Faculty:	144.9	3,233.5	215.7	\$402,973	22.3	1.5	\$2,781	\$125	\$1,868
Temporary Faculty:	75.0	2,433.0	162.2	\$146,155	32.4	2.2	\$1,949	\$60	\$901
Staff/Teaching Associates	82.7	266.0	17.7	\$0	3.2	0.2	\$0	\$0	\$0
<b>Subtotal Fall 2017</b>	<b>302.6</b>	<b>5,932.5</b>	<b>395.7</b>	<b>\$549,128</b>	<b>19.6</b>	<b>1.3</b>	<b>\$1,815</b>	<b>\$93</b>	<b>\$1,388</b>
Permanent Faculty:	106.5	2,428.8	161.9	\$397,292	22.8	1.5	\$3,730	\$164	\$2,454
Temporary Faculty:	68.0	2,395.0	159.7	\$110,426	35.2	2.3	\$1,624	\$46	\$691
Staff/Teaching Associates	50.3	171.0	11.4	\$0	3.4	0.2	\$0	\$0	\$0
<b>Subtotal Spring 2018</b>	<b>224.8</b>	<b>4,994.8</b>	<b>333.0</b>	<b>\$507,717</b>	<b>22.2</b>	<b>1.5</b>	<b>\$2,259</b>	<b>\$102</b>	<b>\$1,525</b>
<b>Department Totals</b>	<b>527.4</b>	<b>10,927.3</b>	<b>728.7</b>	<b>\$1,056,846</b>	<b>20.7</b>	<b>1.4</b>	<b>\$2,004</b>	<b>\$97</b>	<b>\$1,450</b>
Family and Consumer Sciences									
Permanent Faculty:	91.0	4,377.0	291.8	\$471,452	48.1	3.2	\$5,181	\$108	\$1,616
Temporary Faculty:	104.7	4,300.0	286.7	\$229,125	41.1	2.7	\$2,188	\$53	\$799
<b>Subtotal Fall 2017</b>	<b>195.7</b>	<b>8,677.0</b>	<b>578.5</b>	<b>\$700,577</b>	<b>44.3</b>	<b>3.0</b>	<b>\$3,580</b>	<b>\$81</b>	<b>\$1,211</b>
Permanent Faculty:	84.6	3,504.0	233.7	\$456,685	41.4	2.8	\$5,398	\$130	\$1,955
Temporary Faculty:	95.9	4,485.0	299.0	\$196,759	46.8	3.1	\$2,052	\$44	\$658
<b>Subtotal Spring 2018</b>	<b>180.5</b>	<b>7,989.0</b>	<b>532.7</b>	<b>\$653,444</b>	<b>44.3</b>	<b>3.0</b>	<b>\$3,620</b>	<b>\$82</b>	<b>\$1,227</b>
<b>Department Totals</b>	<b>376.2</b>	<b>16,666.0</b>	<b>1,111.1</b>	<b>\$1,354,020</b>	<b>44.3</b>	<b>3.0</b>	<b>\$3,599</b>	<b>\$81</b>	<b>\$1,219</b>
Geronotology									
Permanent Faculty:	24.3	626.0	41.9	\$107,103	25.8	1.7	\$4,408	\$171	\$2,557
Temporary Faculty:	18.6	471.0	31.5	\$30,897	25.3	1.7	\$1,661	\$66	\$982
<b>Subtotal Fall 2017</b>	<b>42.9</b>	<b>1,097.0</b>	<b>73.3</b>	<b>\$138,000</b>	<b>25.6</b>	<b>1.7</b>	<b>\$3,217</b>	<b>\$126</b>	<b>\$1,882</b>
Permanent Faculty:	23.9	640.0	42.7	\$113,754	26.8	1.8	\$4,760	\$178	\$2,665
Temporary Faculty:	19.9	384.0	25.7	\$33,138	19.3	1.3	\$1,665	\$86	\$1,292
<b>Subtotal Spring 2018</b>	<b>43.8</b>	<b>1,024.0</b>	<b>68.3</b>	<b>\$146,893</b>	<b>23.4</b>	<b>1.6</b>	<b>\$3,354</b>	<b>\$143</b>	<b>\$2,150</b>
<b>Department Totals</b>	<b>86.7</b>	<b>2,121.0</b>	<b>141.7</b>	<b>\$284,893</b>	<b>24.5</b>	<b>1.6</b>	<b>\$3,286</b>	<b>\$134</b>	<b>\$2,011</b>
Government									
Permanent Faculty:	143.6	3,960.2	266.7	\$625,983	27.6	1.9	\$4,359	\$158	\$2,347
Temporary Faculty:	155.0	6,440.0	429.7	\$347,057	41.5	2.8	\$2,239	\$54	\$808
<b>Subtotal Fall 2017</b>	<b>298.6</b>	<b>10,400.2</b>	<b>696.4</b>	<b>\$973,041</b>	<b>34.8</b>	<b>2.3</b>	<b>\$3,259</b>	<b>\$94</b>	<b>\$1,397</b>
Permanent Faculty:	125.4	3,962.4	266.4	\$681,676	31.6	2.1	\$5,436	\$172	\$2,559
Temporary Faculty:	178.1	7,310.6	487.4	\$346,848	41.0	2.7	\$1,947	\$47	\$712
<b>Subtotal Spring 2018</b>	<b>303.5</b>	<b>11,273.0</b>	<b>753.8</b>	<b>\$1,028,524</b>	<b>37.1</b>	<b>2.5</b>	<b>\$3,389</b>	<b>\$91</b>	<b>\$1,364</b>
<b>Department Totals</b>	<b>602.1</b>	<b>21,673.2</b>	<b>1,450.2</b>	<b>\$2,001,565</b>	<b>36.0</b>	<b>2.4</b>	<b>\$3,324</b>	<b>\$92</b>	<b>\$1,380</b>

## Instructional Personnel Cost by College (Academic Year 2017/2018)

### SOCIAL SCIENCES AND INTERDISCIPLINARY STUDIES

Department	Instructional WTU	Student Credit Units (SCUs)	Student FTE	Annual Instructional Salary	SCUs/WTU	FTES/WTU	Annual Instructional Salary/WTU	Annual Instructional Salary/SCU	Annual Instructional Salary/FTES
Liberal Studies									
Temporary Faculty:	6.0	237.0	15.8	\$11,846	39.5	2.6	\$1,974	\$50	\$750
<b>Subtotal Fall 2017</b>	<b>6.0</b>	<b>237.0</b>	<b>15.8</b>	<b>\$11,846</b>	<b>39.5</b>	<b>2.6</b>	<b>\$1,974</b>	<b>\$50</b>	<b>\$750</b>
Temporary Faculty:	9.0	291.0	19.4	\$13,528	32.3	2.2	\$1,503	\$46	\$697
<b>Subtotal Spring 2018</b>	<b>9.0</b>	<b>291.0</b>	<b>19.4</b>	<b>\$13,528</b>	<b>32.3</b>	<b>2.2</b>	<b>\$1,503</b>	<b>\$46</b>	<b>\$697</b>
<b>Department Totals</b>	<b>15.0</b>	<b>528.0</b>	<b>35.2</b>	<b>\$25,373</b>	<b>35.2</b>	<b>2.3</b>	<b>\$1,692</b>	<b>\$48</b>	<b>\$721</b>
Psychology									
Permanent Faculty:	179.3	6,554.4	442.0	\$878,984	36.6	2.5	\$4,902	\$134	\$1,989
Temporary Faculty:	152.7	9,328.4	622.0	\$380,581	61.1	4.1	\$2,492	\$41	\$612
Staff/Teaching Associates	6.0	40.0	2.8	\$9,878	6.7	0.5	\$1,646	\$247	\$3,592
<b>Subtotal Fall 2017</b>	<b>338.0</b>	<b>15,922.8</b>	<b>1,066.8</b>	<b>\$1,269,443</b>	<b>47.1</b>	<b>3.2</b>	<b>\$3,756</b>	<b>\$80</b>	<b>\$1,190</b>
Permanent Faculty:	160.9	5,757.6	388.4	\$866,363	35.8	2.4	\$5,384	\$150	\$2,231
Temporary Faculty:	155.7	8,531.0	568.9	\$338,848	54.8	3.7	\$2,176	\$40	\$596
Staff/Teaching Associates	6.0	45.0	3.0	\$9,554	7.5	0.5	\$1,592	\$212	\$3,185
<b>Subtotal Spring 2018</b>	<b>322.6</b>	<b>14,333.6</b>	<b>960.3</b>	<b>\$1,214,766</b>	<b>44.4</b>	<b>3.0</b>	<b>\$3,766</b>	<b>\$85</b>	<b>\$1,265</b>
<b>Department Totals</b>	<b>660.6</b>	<b>30,256.4</b>	<b>2,027.1</b>	<b>\$2,484,209</b>	<b>45.8</b>	<b>3.1</b>	<b>\$3,761</b>	<b>\$82</b>	<b>\$1,226</b>
PPA									
Permanent Faculty:	14.5	255.0	21.1	\$109,106	17.6	1.5	\$7,525	\$428	\$5,183
Temporary Faculty:	6.3	111.0	9.1	\$31,798	17.6	1.4	\$5,047	\$286	\$3,494
Staff/Teaching Associates	3.0	39.0	3.3	\$0	13.0	1.1	\$0	\$0	\$0
<b>Subtotal Fall 2017</b>	<b>23.8</b>	<b>405.0</b>	<b>33.4</b>	<b>\$140,904</b>	<b>17.0</b>	<b>1.4</b>	<b>\$5,920</b>	<b>\$348</b>	<b>\$4,219</b>
Permanent Faculty:	15.8	252.0	20.9	\$45,212	15.9	1.3	\$2,862	\$179	\$2,163
Temporary Faculty:	12.6	174.0	11.6	\$22,550	13.8	0.9	\$1,790	\$130	\$1,944
Staff/Teaching Associates	6.0	84.0	7.0	\$0	14.0	1.2	\$0	\$0	\$0
<b>Subtotal Spring 2018</b>	<b>34.4</b>	<b>510.0</b>	<b>39.5</b>	<b>\$67,762</b>	<b>14.8</b>	<b>1.1</b>	<b>\$1,970</b>	<b>\$133</b>	<b>\$1,716</b>
<b>Department Totals</b>	<b>58.2</b>	<b>915.0</b>	<b>72.9</b>	<b>\$208,666</b>	<b>15.7</b>	<b>1.3</b>	<b>\$3,585</b>	<b>\$228</b>	<b>\$2,862</b>
Sociology									
Permanent Faculty:	96.2	2,714.8	185.5	\$593,398	28.2	1.9	\$6,168	\$219	\$3,199
Temporary Faculty:	141.6	6,254.0	416.9	\$347,412	44.2	2.9	\$2,453	\$56	\$833
<b>Subtotal Fall 2017</b>	<b>237.8</b>	<b>8,968.8</b>	<b>602.4</b>	<b>\$940,810</b>	<b>37.7</b>	<b>2.5</b>	<b>\$3,956</b>	<b>\$105</b>	<b>\$1,562</b>
Permanent Faculty:	85.8	2,231.1	153.4	\$459,014	26.0	1.8	\$5,348	\$206	\$2,993
Temporary Faculty:	154.6	6,705.9	447.1	\$338,277	43.4	2.9	\$2,189	\$50	\$757
<b>Subtotal Spring 2018</b>	<b>240.4</b>	<b>8,937.0</b>	<b>600.5</b>	<b>\$797,291</b>	<b>37.2</b>	<b>2.5</b>	<b>\$3,317</b>	<b>\$89</b>	<b>\$1,328</b>
<b>Department Totals</b>	<b>478.2</b>	<b>17,905.8</b>	<b>1,202.9</b>	<b>\$1,738,101</b>	<b>37.4</b>	<b>2.5</b>	<b>\$3,635</b>	<b>\$97</b>	<b>\$1,445</b>

### Instructional Personnel Cost by College (Academic Year 2017/2018)

#### **SOCIAL SCIENCES AND INTERDISCIPLINARY STUDIES**

Department	Instructional WTU	Student Credit Units (SCUs)	Student FTE	Annual Instructional Salary	SCUs/WTU	FTES/WTU	Annual Instructional Salary/WTU	Annual Instructional Salary/SCU	Annual Instructional Salary/FTES
Women's Studies									
Permanent Faculty:	31.8	1,107.0	73.9	\$126,228	34.8	2.3	\$3,969	\$114	\$1,709
Temporary Faculty:	13.3	477.0	31.8	\$33,189	35.9	2.4	\$2,495	\$70	\$1,044
<b>Subtotal Fall 2017</b>	<b>45.1</b>	<b>1,584.0</b>	<b>105.7</b>	<b>\$159,418</b>	<b>35.1</b>	<b>2.3</b>	<b>\$3,535</b>	<b>\$101</b>	<b>\$1,509</b>
Permanent Faculty:	25.3	867.0	58.1	\$101,917	34.3	2.3	\$4,028	\$118	\$1,754
Temporary Faculty:	12.0	429.0	28.6	\$23,578	35.8	2.4	\$1,965	\$55	\$824
<b>Subtotal Spring 2018</b>	<b>37.3</b>	<b>1,296.0</b>	<b>86.7</b>	<b>\$125,496</b>	<b>34.7</b>	<b>2.3</b>	<b>\$3,364</b>	<b>\$97</b>	<b>\$1,447</b>
<b>Department Totals</b>	<b>82.4</b>	<b>2,880.0</b>	<b>192.4</b>	<b>\$284,914</b>	<b>35.0</b>	<b>2.3</b>	<b>\$3,458</b>	<b>\$99</b>	<b>\$1,481</b>
<b>College Total</b>									
Permanent Faculty:	995.6	33,373.7	2,244.3	\$4,821,907	33.5	2.3	\$4,843	\$144	\$2,148
Temporary Faculty:	842.2	37,544.4	2,506.0	\$1,923,708	44.6	3.0	\$2,284	\$51	\$768
Staff/Teaching Associates	107.0	432.4	29.6	\$9,878	4.0	0.3	\$92	\$23	\$334
<b>Subtotal Fall 2017</b>	<b>1,944.8</b>	<b>71,350.5</b>	<b>4,779.9</b>	<b>\$6,755,494</b>	<b>36.7</b>	<b>2.5</b>	<b>\$3,474</b>	<b>\$95</b>	<b>\$1,413</b>
Permanent Faculty:	879.2	29,716.2	2,000.2	\$4,548,873	33.8	2.3	\$5,174	\$153	\$2,274
Temporary Faculty:	894.3	38,811.7	2,588.2	\$1,810,145	43.4	2.9	\$2,024	\$47	\$699
Staff/Teaching Associates	72.6	358.9	25.3	\$9,554	4.9	0.3	\$132	\$27	\$377
<b>Subtotal Spring 2018</b>	<b>1,846.1</b>	<b>68,886.8</b>	<b>4,613.7</b>	<b>\$6,368,572</b>	<b>37.3</b>	<b>2.5</b>	<b>\$3,450</b>	<b>\$92</b>	<b>\$1,380</b>
Permanent Faculty:	1,874.8	63,089.9	4,244.5	\$9,370,780	33.7	2.3	\$4,998	\$149	\$2,208
Temporary Faculty:	1,736.5	76,356.1	5,094.2	\$3,733,853	44.0	2.9	\$2,150	\$49	\$733
Staff/Teaching Associates	179.6	791.3	54.9	\$19,433	4.4	0.3	\$108	\$25	\$354
<b>SSID College Totals</b>	<b>3,790.9</b>	<b>140,237.3</b>	<b>9,393.6</b>	<b>\$13,124,066</b>	<b>37.0</b>	<b>2.5</b>	<b>\$3,462</b>	<b>\$94</b>	<b>\$1,397</b>



**Instructional Personnel Cost by College (Academic Year 2017/2018)**

**SPECIAL PROGRAMS**

Department	Instructional WTU	Student Credit Units (SCUs)	Student FTE	Annual Instructional Salary	SCUs/ WTU	FTES/ WTU	Annual Instructional Salary/WTU	Annual Instructional Salary/SCU	Annual Instructional Salary/FTES
Permanent Faculty:	52.5	1,161.0	77.4	\$403,907	22.1	1.5	\$7,693	\$348	\$5,218
Temporary Faculty:	196.6	612.0	40.8	\$676,156	3.1	0.2	\$3,439	\$1,105	\$16,559
Staff	0.3	258.0	17.2	\$0	860.0	57.3	\$0	\$0	\$0
<b>Subtotal Fall 2017</b>	<b>249.4</b>	<b>2,031.0</b>	<b>135.4</b>	<b>\$1,080,063</b>	<b>8.1</b>	<b>0.5</b>	<b>\$4,331</b>	<b>\$532</b>	<b>\$7,975</b>
Temporary Faculty:	90.0	276.0	18.4	\$364,363	3.1	0.2	\$4,048	\$1,320	\$19,802
Staff	68.3	521.4	34.8	\$0	7.6	0.5	\$0	\$0	\$0
<b>Subtotal Spring 2018</b>	<b>158.3</b>	<b>797.4</b>	<b>53.2</b>	<b>\$364,363</b>	<b>5.0</b>	<b>0.3</b>	<b>\$2,302</b>	<b>\$457</b>	<b>\$6,849</b>
<b>College Total</b>									
Permanent Faculty:	52.5	1,161.0	77.4	\$403,907	22.1	1.5	\$7,693	\$348	\$5,218
Temporary Faculty:	286.6	888.0	59.2	\$1,040,519	3.1	0.2	\$3,631	\$1,172	\$17,566
Staff	68.6	779.4	52.0	\$0	11.4	0.8	\$0	\$0	\$0
<b>Special Program Totals</b>	<b>407.7</b>	<b>2,828.4</b>	<b>188.6</b>	<b>\$1,444,426</b>	<b>6.9</b>	<b>0.5</b>	<b>\$3,543</b>	<b>\$511</b>	<b>\$7,657</b>