

# College of History Alumni

Description:

Date Created: 8/26/2019 1:41:21 PM


Date Range: 8/26/2019 12:00:00 AM - 9/26/2019 11:59:00 PM

Total Respondents: 58



## Q1. Among the following factors which ONE was the MOST important in selecting your major?

Count	Percent		
10	17.24%		I enjoyed a course I had related to the major.
7	12.07%		I thought it would prepare me for a career in the field.
29	50.00%		I had always been interested in studying the major.
0	0.00%		I heard good things from peers about the major.
8	13.79%		My coursework at a community college led me to the major.
4	6.90%		I was impressed with the faculty in the major at Sacramento State.
58	Respondents		

## Q2. Did you switch to History from another major?

Count	Percent		
31	53.45%		Yes
27	46.55%		No
58	Respondents		

## Q3. Please indicate your level of satisfaction with the following: - The quality of faculty instruction you received in your major courses

Count	Percent		
42	72.41%		Very satisfied
13	22.41%		Somewhat satisfied
1	1.72%		Neutral
2	3.45%		Somewhat dissatisfied
0	0.00%		Very dissatisfied
58	Respondents		

## Q4. Please indicate your level of satisfaction with the following: - The quality of the courses you took in your major

Count	Percent		
42	72.41%		Very satisfied
14	24.14%		Somewhat satisfied
1	1.72%		Neutral
1	1.72%		Somewhat dissatisfied
0	0.00%		Very dissatisfied
58	Respondents		

## Q5. Please indicate your level of satisfaction with the following: - The intellectual challenge you received in the major

Count	Percent		
42	73.68%		Very satisfied
9	15.79%		Somewhat satisfied
3	5.26%		Neutral
3	5.26%		Somewhat dissatisfied
0	0.00%		Very dissatisfied
57	Respondents		

Q6. Please indicate your level of satisfaction with the following: - The ability of the department to schedule classes that would allow you to graduate within a reasonable period of time

Count	Percent		
38	65.52%		Very satisfied
10	17.24%		Somewhat satisfied
6	10.34%		Neutral
2	3.45%		Somewhat dissatisfied
2	3.45%		Very dissatisfied
58 Respondents			

Q7. Please indicate your level of satisfaction with the following: - Your overall experience in the major

Count	Percent		
45	78.95%		Very satisfied
9	15.79%		Somewhat satisfied
2	3.51%		Neutral
1	1.75%		Somewhat dissatisfied
0	0.00%		Very dissatisfied
57 Respondents			







Q8. How satisfied are you with the level of preparation you received from the major in relation to succeeding in the world after college?

Count	Percent		
26	44.83%		Very satisfied
21	36.21%		Somewhat satisfied
5	8.62%		Mixed feelings
5	8.62%		Somewhat dissatisfied
1	1.72%		Very dissatisfied
58 Respondents			


Q9. How well did the curriculum in your program provide you with the discipline-specific skills needed to succeed in your chosen field?

Count	Percent		
13	22.41%		Exceptionally well
28	48.28%		More than adequately
9	15.52%		Adequately
2	3.45%		Less than adequately
0	0.00%		Not at all
6	10.34%		Not applicable
58 Respondents			

**Q10. How well did the curriculum in your program provide you with understanding of the methods and practices of the profession?**

Count	Percent		
20	34.48%		Exceptionally well
24	41.38%		More than adequately
8	13.79%		Adequately
4	6.90%		Less than adequately
0	0.00%		Not at all
2	3.45%		Not applicable
58 Respondents			

**Q11. To what extent did your major help you develop the following types of knowledge and proficiencies? - Careful reading (Reading is "the process of simultaneously extracting and constructing meaning through interaction and involvement with written language.")**

Count	Percent		
43	81.13%		Considerably
10	18.87%		Sufficiently
0	0.00%		Somewhat
0	0.00%		Very little
53 Respondents			

**Q12. To what extent did your major help you develop the following types of knowledge and proficiencies? - Critical thinking (Critical thinking is the intellectually disciplined process of actively and skillfully conceptualizing, applying, analyzing, synthesizing, and/or evaluating information gathered from, or generated by, observation, experience, reflection, reasoning, or communication, as a guide to belief and action.)**

Count	Percent		
40	81.63%		Considerably
6	12.24%		Sufficiently
3	6.12%		Somewhat
0	0.00%		Very little
49 Respondents			

**Q13. To what extent did your major help you develop the following types of knowledge and proficiencies? - Creative thinking (Creative thinking is both the capacity to combine or synthesize existing ideas, images, or expertise in original ways and the experience of thinking, reacting, and working in an imaginative way characterized by a high degree of innovation, divergent thinking, and risk taking.)**

Count	Percent		
28	53.85%		Considerably
15	28.85%		Sufficiently
8	15.38%		Somewhat
1	1.92%		Very little
52 Respondents			


**Q14. To what extent did your major help you develop the following types of knowledge and proficiencies? - Understanding and using quantitative information (Quantitative Literacy or Quantitative Reasoning is a competency and comfort in working with numerical data. Individuals with strong quantitative skills possess the ability to reason and solve quantitative problems from a wide array of contexts and situations. They understand and can create sophisticated arguments supported by quantitative evidence and they can clearly communicate those arguments in a variety of formats [using words, tables, graphs, mathematical equations, etc.]**

Count	Percent		
30	56.60%		Considerably
13	24.53%		Sufficiently
6	11.32%		Somewhat
4	7.55%		Very little
53 Respondents			


Q15. To what extent did your major help you develop the following types of knowledge and proficiencies? - Information literacy and research skills (Information literacy is a set of abilities requiring individuals to "recognize when information is needed and have the ability to locate, evaluate, and use effectively the needed information.")

Count	Percent		
43	84.31%		Considerably
7	13.73%		Sufficiently
1	1.96%		Somewhat
0	0.00%		Very little
51 Respondents			

Q16. To what extent did your major help you develop the following types of knowledge and proficiencies? - Effective writing (Effective written communication is the development and expression of ideas in writing.)

Count	Percent		
43	81.13%		Considerably
9	16.98%		Sufficiently
1	1.89%		Somewhat
0	0.00%		Very little
53 Respondents			




Q17. To what extent did your major help you develop the following types of knowledge and proficiencies? - Effective oral communication (Oral communication is a prepared, purposeful presentation designed to increase knowledge, to foster understanding, or to promote change in the listeners' attitudes, values, beliefs, or behaviors.)

Count	Percent		
23	44.23%		Considerably
19	36.54%		Sufficiently
10	19.23%		Somewhat
0	0.00%		Very little
52 Respondents			

Q18. To what extent did your major help you develop the following types of knowledge and proficiencies? - Teamwork (Teamwork is behaviors under the control of individual team members [effort they put into team tasks, their manner of interacting with others on team, and the quantity and quality of contributions they make to team discussions].)

Count	Percent		
17	32.08%		Considerably
20	37.74%		Sufficiently
11	20.75%		Somewhat
5	9.43%		Very little
53 Respondents			

Q19. To what extent did your major help you develop the following types of knowledge and proficiencies? - Problem-solving (Problem solving is the process of designing, evaluating and implementing a strategy to answer an open-ended question or achieve a desired goal.)

Count	Percent		
25	47.17%		Considerably
20	37.74%		Sufficiently
8	15.09%		Somewhat
0	0.00%		Very little
53 Respondents			

Q20. To what extent did your major help you develop the following types of knowledge and proficiencies? - Ethical reasoning and action (Ethical reasoning is reasoning about right and wrong human conduct. It requires students to be able to assess their own ethical values and the social context of problems, recognize ethical issues in a variety of settings, think about how different ethical perspectives might be applied to ethical dilemmas and consider the ramifications of alternative actions.)

Count	Percent		
35	66.04%		Considerably
13	24.53%		Sufficiently
4	7.55%		Somewhat
1	1.89%		Very little
53	Respondents		

Q21. To what extent did your major help you develop the following types of knowledge and proficiencies? - Civic knowledge and engagement (Civic engagement is "working to make a difference in the civic life of our communities and developing the combination of knowledge, skills, values and motivation to make that difference. It means promoting the quality of life in a community, through both political and non-political processes." In addition, civic engagement encompasses actions wherein individuals participate in activities of personal and public concern that are both individually life enriching and socially beneficial to the community.)

Count	Percent		
32	60.38%		Considerably
13	24.53%		Sufficiently
5	9.43%		Somewhat
3	5.66%		Very little
53	Respondents		

Q22. To what extent did your major help you develop the following types of knowledge and proficiencies? - Intercultural knowledge and competence (Intercultural knowledge and competence is "a set of cognitive, affective, and behavioral skills and characteristics that support effective and appropriate interaction in a variety of cultural contexts.")

Count	Percent		
38	71.70%		Considerably
12	22.64%		Sufficiently
3	5.66%		Somewhat
0	0.00%		Very little
53	Respondents		

Q23. To what extent did your major help you develop the following types of knowledge and proficiencies? - Foundations and skills for lifelong learning (Lifelong learning is "all purposeful learning activity, undertaken on an ongoing basis with the aim of improving knowledge, skills and competence.")

Count	Percent		
34	65.38%		Considerably
14	26.92%		Sufficiently
3	5.77%		Somewhat
1	1.92%		Very little
52	Respondents		



Q24. To what extent did your major help you develop the following types of knowledge and proficiencies? - The ability to integrate or connect ideas or information (Integrative learning is an understanding and a disposition that a student builds across the curriculum and co-curriculum, from making simple connections among ideas and experiences to synthesizing and transferring learning to new, complex situations within and beyond the campus.)

Count	Percent		
41	78.85%		Considerably
7	13.46%		Sufficiently
3	5.77%		Somewhat
1	1.92%		Very little
52	Respondents		







Q25. To what extent did your major help you develop the following types of knowledge and proficiencies? - The ability to apply your knowledge to new situations or problems

Count	Percent		
31	68.89%		Considerably
12	26.67%		Sufficiently
1	2.22%		Somewhat
1	2.22%		Very little
45 Respondents			



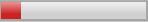


Q26. Which of the following best describes your current primary activity?

Count	Percent		
28	52.83%		Employed full time
6	11.32%		Employed part time
8	15.09%		Graduate/professional school full time
2	3.77%		Graduate/professional school part time
0	0.00%		Military service
5	9.43%		Not employed, seeking employment, admission to graduate school, or other opportunity
4	7.55%		Not employed by choice (homemaker, volunteer, traveling, etc.)
53 Respondents			

Q27. Which of the following best describes your career path since graduation? (Check all that apply)

Count	Respondent %	Response %	
11	25.58%	17.46%	 Work in private sector
7	16.28%	11.11%	 Work in not-for-profit sector
25	58.14%	39.68%	 Work in public sector "local, state, or federal government"
14	32.56%	22.22%	 Graduate school
4	9.30%	6.35%	 Career training or other instruction (non-graduate school)
2	4.65%	3.17%	 None of the above
43 Respondents			
63 Responses			

Q28. How important to your current employer is your undergraduate degree?

Count	Percent		
17	39.53%		Very important
9	20.93%		Somewhat important
6	13.95%		Only slightly important
6	13.95%		Not important at all
5	11.63%		Not applicable
43 Respondents			

Q29. My current job: (Check all that apply)

Count	Respondent %	Response %		
19	44.19%	10.44%		Is related to my undergraduate major
29	67.44%	15.93%		Uses important skills I gained during college
21	48.84%	11.54%		Is related to my desired career path
29	67.44%	15.93%		Is work I find meaningful
23	53.49%	12.64%		Allows me to continue to grow and learn
15	34.88%	8.24%		Pays enough to support my desired lifestyle
17	39.53%	9.34%		Pays health insurance benefits
24	55.81%	13.19%		Is likely to continue until I wish to leave
5	11.63%	2.75%		Not applicable
43 Respondents				
182 Responses				

Q30. What is your gender?

Count	Percent		
27	51.92%		Female
23	44.23%		Male
0	0.00%		Transgender Man
0	0.00%		Transgender Woman
1	1.92%		Genderqueer/Gender Non-Conforming
1	1.92%		Prefer not to say
52 Respondents			

Q31. What is your age?

Count	Percent		
11	21.15%		20 - 24
14	26.92%		25 - 29
12	23.08%		30 - 34
3	5.77%		35 - 39
2	3.85%		40 - 44
3	5.77%		45 - 49
7	13.46%		50 or above
0	0.00%		Prefer not to say
52 Respondents			

Q32. What is your racial/ethnic identity?

Count	Percent		
0	0.00%		African American/Black, non-Hispanic
2	3.85%		Native American or Alaska Native
34	65.38%		Caucasian/White
8	15.38%		Mexican/Hispanic/Latino
4	7.69%		Asian
0	0.00%		Pacific Islander/Native Hawaiian
0	0.00%		Foreign/Nonresident Alien
1	1.92%		Other/multiracial
3	5.77%		Prefer not to say
52 Respondents			

Q33. Which of the following best describes you in relation to the degree(s) you received from Sacramento State?

Count	Percent		
40	76.92%		I received a Bachelor's degree only.
6	11.54%		I received a Master's degree only.
6	11.54%		I received both a Bachelor's and Master's degree.
0	0.00%		I do not have a degree from Sacramento State.
52 Respondents			

Q34. In what year did you receive your Bachelor's degree?

Count	Percent		
6	15.00%		2014
4	10.00%		2015
8	20.00%		2016
7	17.50%		2017
15	37.50%		2018
40 Respondents			

Q35. Did you complete the History precedential BA program?



Count	Percent		
13	28.26%		Yes
33	71.74%		No
46 Respondents			

Q36. In what year did you receive your Master's degree?

Count	Percent		
1	9.09%		2014
4	36.36%		2015
1	9.09%		2016
3	27.27%		2017
2	18.18%		2018
11 Respondents			



Q37. Did you complete the Public History MA program?

Count	Percent		
6	50.00%		Yes
6	50.00%		No
12	Respondents		