

Asian Studies Alumni Survey

Description:

Date Created: 8/6/2018 2:41:52 PM

Date Range: 8/27/2018 9:00:00 AM - 10/7/2018 11:59:00 PM

Total Respondents: 14

Q1. Your individual responses will be held in the strictest confidence. In addition, all analysis and reporting generated from the data we collect will be based solely on aggregate statistics. Furthermore, providing your feedback could earn you a chance to receive Sacramento State Alumni Merchandise! However, if we don't know who you are, you can't win, so please provide the following information: (Optional)

Count	Respondent %	Response %	
13	100.00%	34.21%	First name:
13	100.00%	34.21%	Last name:
12	92.31%	31.58%	E-mail address:
13	Respondents		
38	Responses		

Q2. Among the following factors, which ONE was the MOST important in selecting your major?

Count	Percent	
3	21.43%	I enjoyed a course I had related to the major.
1	7.14%	I thought it would prepare me for a career in the field.
9	64.29%	I had always been interested in studying the major.
0	0.00%	I heard good things from peers about the major.
0	0.00%	My coursework at a community college led me to the major.
1	7.14%	I was impressed with the faculty in the major at Sacramento State.
14	Respondents	

Q3. Please indicate your level of satisfaction with the following: - The quality of faculty instruction you received in your major courses

Count	Percent	
12	85.71%	Very satisfied
2	14.29%	Somewhat satisfied
0	0.00%	Neutral
0	0.00%	Somewhat dissatisfied
0	0.00%	Very dissatisfied
14	Respondents	

Q4. Please indicate your level of satisfaction with the following: - The quality of the courses you took in your major

Count	Percent	
10	71.43%	Very satisfied
4	28.57%	Somewhat satisfied
0	0.00%	Neutral
0	0.00%	Somewhat dissatisfied
0	0.00%	Very dissatisfied
14	Respondents	

Q5. Please indicate your level of satisfaction with the following: - The intellectual challenge you received in the major

Count	Percent		
10	71.43%		Very satisfied
4	28.57%		Somewhat satisfied
0	0.00%		Neutral
0	0.00%		Somewhat dissatisfied
0	0.00%		Very dissatisfied
14	Respondents		

Q6. Please indicate your level of satisfaction with the following: - The ability of the department to schedule classes that would allow you to graduate within a reasonable period of time

Count	Percent		
6	46.15%		Very satisfied
6	46.15%		Somewhat satisfied
1	7.69%		Neutral
0	0.00%		Somewhat dissatisfied
0	0.00%		Very dissatisfied
13	Respondents		







Q7. Please indicate your level of satisfaction with the following: - Your overall experience in the major

Count	Percent		
12	85.71%		Very satisfied
2	14.29%		Somewhat satisfied
0	0.00%		Neutral
0	0.00%		Somewhat dissatisfied
0	0.00%		Very dissatisfied
14	Respondents		






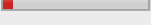
Q8. Please indicate your level of satisfaction with the following: - The level of preparation you received from the major in relation to succeeding in the world after college

Count	Percent		
5	35.71%		Very satisfied
2	14.29%		Somewhat satisfied
7	50.00%		Neutral
0	0.00%		Somewhat dissatisfied
0	0.00%		Very dissatisfied
14	Respondents		



Q9. Please indicate how well the curriculum in your program provided you with the following: - The discipline-specific skills needed to succeed in your chosen field

Count	Percent		
6	42.86%		Exceptionally well
2	14.29%		More than adequately
5	35.71%		Adequately
0	0.00%		Less than adequately
0	0.00%		Not at all
1	7.14%		Not applicable
14 Respondents			

Q10. Please indicate how well the curriculum in your program provided you with the following: - Understanding of the methods and practices of the profession

Count	Percent		
3	21.43%		Exceptionally well
5	35.71%		More than adequately
4	28.57%		Adequately
1	7.14%		Less than adequately
0	0.00%		Not at all
1	7.14%		Not applicable
14 Respondents			

Q11. To what extent did your major help you develop the following types of knowledge and proficiencies? - Careful reading (Reading is "the process of simultaneously extracting and constructing meaning through interaction and involvement with written language.")

Count	Percent		
9	64.29%		Considerably
5	35.71%		Sufficiently
0	0.00%		Somewhat
0	0.00%		Very little
14 Respondents			

Q12. To what extent did your major help you develop the following types of knowledge and proficiencies? - Critical thinking (Critical thinking is the intellectually disciplined process of actively and skillfully conceptualizing, applying, analyzing, synthesizing, and/or evaluating information gathered from, or generated by, observation, experience, reflection, reasoning, or communication, as a guide to belief and action.)

Count	Percent		
9	64.29%		Considerably
5	35.71%		Sufficiently
0	0.00%		Somewhat
0	0.00%		Very little
14 Respondents			


Q13. To what extent did your major help you develop the following types of knowledge and proficiencies? - Understanding and using quantitative information (Quantitative Literacy or Quantitative Reasoning is a competency and comfort in working with numerical data. Individuals with strong quantitative skills possess the ability to reason and solve quantitative problems from a wide array of contexts and situations. They understand and can create sophisticated arguments supported by quantitative evidence and they can clearly communicate those arguments in a variety of formats [using words, tables, graphs, mathematical equations, etc.]

Count	Percent		
3	23.08%		Considerably
5	38.46%		Sufficiently
3	23.08%		Somewhat
2	15.38%		Very little
13	Respondents		

Q14. To what extent did your major help you develop the following types of knowledge and proficiencies? - Information literacy and research skills (Information literacy is a set of abilities requiring individuals to "recognize when information is needed and have the ability to locate, evaluate, and use effectively the needed information.")

Count	Percent		
7	50.00%		Considerably
6	42.86%		Sufficiently
1	7.14%		Somewhat
0	0.00%		Very little
14	Respondents		

Q15. To what extent did your major help you develop the following types of knowledge and proficiencies? - Effective writing (Effective written communication is the development and expression of ideas in writing.)

Count	Percent		
10	71.43%		Considerably
4	28.57%		Sufficiently
0	0.00%		Somewhat
0	0.00%		Very little
14	Respondents		

Q16. To what extent did your major help you develop the following types of knowledge and proficiencies? - Effective oral communication (Oral communication is a prepared, purposeful presentation designed to increase knowledge, to foster understanding, or to promote change in the listeners' attitudes, values, beliefs, or behaviors.)

Count	Percent		
6	42.86%		Considerably
6	42.86%		Sufficiently
2	14.29%		Somewhat
0	0.00%		Very little
14	Respondents		

Q17. To what extent did your major help you develop the following types of knowledge and proficiencies? - Teamwork (Teamwork is behaviors under the control of individual team members [effort they put into team tasks, their manner of interacting with others on team, and the quantity and quality of contributions they make to team discussions].)

Count	Percent		
5	35.71%		Considerably
4	28.57%		Sufficiently
3	21.43%		Somewhat
2	14.29%		Very little
14	Respondents		

Q18. To what extent did your major help you develop the following types of knowledge and proficiencies? - Problem-solving (Problem solving is the process of designing, evaluating and implementing a strategy to answer an open-ended question or achieve a desired goal.)

Count	Percent		
6	42.86%		Considerably
6	42.86%		Sufficiently
1	7.14%		Somewhat
1	7.14%		Very little
14 Respondents			

Q19. To what extent did your major help you develop the following types of knowledge and proficiencies? - Ethical reasoning and action (Ethical reasoning is reasoning about right and wrong human conduct. It requires students to be able to assess their own ethical values and the social context of problems, recognize ethical issues in a variety of settings, think about how different ethical perspectives might be applied to ethical dilemmas and consider the ramifications of alternative actions.)

Count	Percent		
9	64.29%		Considerably
3	21.43%		Sufficiently
1	7.14%		Somewhat
1	7.14%		Very little
14 Respondents			

Q20. To what extent did your major help you develop the following types of knowledge and proficiencies? - Civic knowledge and engagement (Civic engagement is "working to make a difference in the civic life of our communities and developing the combination of knowledge, skills, values, and motivation to make that difference. It means promoting the quality of life in a community, through both political and non-political processes." In addition, civic engagement encompasses actions wherein individuals participate in activities of personal and public concern that are both individually life enriching and socially beneficial to the community.)

Count	Percent		
8	57.14%		Considerably
3	21.43%		Sufficiently
3	21.43%		Somewhat
0	0.00%		Very little
14 Respondents			

Q21. To what extent did your major help you develop the following types of knowledge and proficiencies? - Intercultural knowledge and competence (Intercultural knowledge and competence is "a set of cognitive, affective, and behavioral skills and characteristics that support effective and appropriate interaction in a variety of cultural contexts.")

Count	Percent		
11	84.62%		Considerably
2	15.38%		Sufficiently
0	0.00%		Somewhat
0	0.00%		Very little
13 Respondents			

Q22. To what extent did your major help you develop the following types of knowledge and proficiencies? - Foundations and skills for lifelong learning (Lifelong learning is "all purposeful learning activity, undertaken on an ongoing basis with the aim of improving knowledge, skills, and competence.")

Count	Percent		
10	76.92%		Considerably
3	23.08%		Sufficiently
0	0.00%		Somewhat
0	0.00%		Very little
13 Respondents			








Q23. To what extent did your major help you develop the following types of knowledge and proficiencies? - The ability to integrate or connect ideas or information (Integrative learning is an understanding and a disposition that a student builds across the curriculum and co-curriculum, from making simple connections among ideas and experiences to synthesizing and transferring learning to new, complex situations within and beyond the campus.)

Count	Percent		
10	76.92%		Considerably
2	15.38%		Sufficiently
1	7.69%		Somewhat
0	0.00%		Very little
13 Respondents			


Q24. To what extent did your major help you develop the following types of knowledge and proficiencies? - The ability to apply your knowledge to new situations or problems

Count	Percent		
11	84.62%		Considerably
1	7.69%		Sufficiently
1	7.69%		Somewhat
0	0.00%		Very little
13 Respondents			

Q25. Which of the following best describes your current primary activity?

Count	Percent		
8	61.54%		Employed full-time
1	7.69%		Employed part-time
0	0.00%		Graduate/professional school full time
0	0.00%		Graduate/professional school part time
0	0.00%		Military service
3	23.08%		Not employed, seeking employment, admission to graduate school, or other opportunity
1	7.69%		Not employed by choice (homemaker, volunteer, traveling, etc.)
13 Respondents			

Q26. Since Graduating from Sacramento State, have you traveled to or lived in Asia?

Count	Percent		
9	69.23%		Yes
4	30.77%		No
13 Respondents			



Q27. How long did you travel or live in Asia?

Count	Percent		
2	22.22%		0-3 months
3	33.33%		3 months - 1 year
4	44.44%		1-3 years
0	0.00%		More than 3 years
9 Respondents			







Q28. Which countries have you traveled to or lived in?

Count	Percent	
9	100.00%	
9	Respondents	






Q29. Are you still living in Asia?

Count	Percent		
4	44.44%		Yes
5	55.56%		No
9	Respondents		










Q30. Which of the following best describes your career path since graduation? (Check all that apply)


Count	Respondent %	Response %	
3	23.08%	20.00%	 Work in the private sector
1	7.69%	6.67%	 Work in not-for-profit sector
6	46.15%	40.00%	 Work in public sector "local, state, or federal government"
1	7.69%	6.67%	 Graduate school
0	0.00%	0.00%	 Career training or other instruction (non-graduate school)
4	30.77%	26.67%	 None of the above
13	Respondents		
15	Responses		


Q31. How important to your current employer is your undergraduate degree?


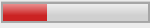




Count	Percent	
3	23.08%	 Very important
4	30.77%	 Somewhat important
2	15.38%	 Only slightly important
2	15.38%	 Not important at all
2	15.38%	 Not applicable
13	Respondents	

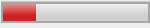







Q32. My current job: (Check all that apply)










Count	Respondent %	Response %	
2	15.38%	4.26%	 Is related to my undergraduate major
7	53.85%	14.89%	 Uses important skills I gained during college
5	38.46%	10.64%	 Is related to my desired career path
6	46.15%	12.77%	 Is work I find meaningful
7	53.85%	14.89%	 Allows me to continue to grow and learn
6	46.15%	12.77%	 Pays enough to support my desired lifestyle
5	38.46%	10.64%	 Pays health insurance benefits
6	46.15%	12.77%	 Is likely to continue until I wish to leave
3	23.08%	6.38%	 Not applicable
13	Respondents		
47	Responses		

Q33. Place of employment		
Count	Percent	
11	100.00%	
11	Respondents	





Q34. How has your degree assisted you in acquiring a job? Please describe.		
Count	Percent	
11	100.00%	
11	Respondents	

Q35. What is your gender?			
Count	Percent		
9	69.23%		Woman
4	30.77%		Man
0	0.00%		Genderqueer/Gender Non-Conforming
0	0.00%		Transgender Man
0	0.00%		Transgender Woman
0	0.00%		Prefer not to say
13	Respondents		

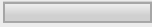

Q36. What is your age?			
Count	Percent		
3	23.08%		20 - 24
8	61.54%		25 - 29
0	0.00%		30 - 34
1	7.69%		35 - 39
0	0.00%		40 - 44
0	0.00%		45 - 49
1	7.69%		50 or above
0	0.00%		Prefer not to say
13	Respondents		

Q37. What is your racial/ethnic identity?			
Count	Percent		
0	0.00%		African American/Black, non-Hispanic
0	0.00%		Native American or Alaska Native
3	23.08%		Caucasian/White
2	15.38%		Mexican/Hispanic/Latino
8	61.54%		Asian
0	0.00%		Pacific Islander/Native Hawaiian
0	0.00%		Foreign/Nonresident Alien
0	0.00%		Other/multiracial
0	0.00%		Prefer not to say
13	Respondents		

Q38. Which of the following best describes you in relation to the degree(s) you received from Sacramento State?

Count	Percent		
13	100.00%		I received a Bachelor's degree only.
0	0.00%		I received a Master's degree only.
0	0.00%		I received both a Bachelor's and Master's degree.
0	0.00%		I do not have a degree from Sacramento State.
13	Respondents		

Q39. In what year did you receive your Bachelor's degree?

Count	Percent		
0	0.00%		2013
2	15.38%		2014
3	23.08%		2015
3	23.08%		2016
5	38.46%		2017
13	Respondents		

Q40. In what year did you receive your Master's degree?

Count	Percent		
0	0.00%		2013
0	0.00%		2014
0	0.00%		2015
0	0.00%		2016
0	0.00%		2017
0	Respondents		