

Child Development Alumni Survey

Description:

Date Created: 7/3/2017 5:46:28 PM

Date Range: 7/24/2017 9:00:00 AM - 8/28/2017 11:59:00 PM

Total Respondents: 234

Q1. Your individual responses will be held in the strictest confidence. In addition, all analysis and reporting generated from the data we collect will be based solely on aggregate statistics. Furthermore, providing your feedback could earn you a chance to receive a Sacramento State souvenir! However, if we don't know who you are, you can't win, so please provide the following information: (Optional)

Count	Respondent %	Response %	
216	100.00%	33.59%	First name:
214	99.07%	33.28%	Last name:
213	98.61%	33.13%	E-mail address:
216	Respondents		
643	Responses		

Q2. Among the following factors, which ONE was the MOST important in selecting your major?

Count	Percent	
39	16.81%	I enjoyed a course I had related to the major.
90	38.79%	I thought it would prepare me for a career in the field.
59	25.43%	I had always been interested in studying the major.
3	1.29%	I heard good things from peers about the major.
37	15.95%	My coursework at a community college led me to the major.
4	1.72%	I was impressed with the faculty in the major at Sacramento State.
232	Respondents	

Q3. Please indicate your level of satisfaction with the following: - The quality of faculty instruction you received in your major courses

Count	Percent	
137	59.05%	Very satisfied
74	31.90%	Somewhat satisfied
9	3.88%	Neutral
10	4.31%	Somewhat dissatisfied
2	0.86%	Very dissatisfied
232	Respondents	

Q4. Please indicate your level of satisfaction with the following: - The quality of the courses you took in your major

Count	Percent	
122	52.81%	Very satisfied
89	38.53%	Somewhat satisfied
13	5.63%	Neutral
5	2.16%	Somewhat dissatisfied
2	0.87%	Very dissatisfied
231	Respondents	

Q5. Please indicate your level of satisfaction with the following: - The intellectual challenge you received in the major

Count	Percent		
125	54.59%		Very satisfied
71	31.00%		Somewhat satisfied
22	9.61%		Neutral
9	3.93%		Somewhat dissatisfied
2	0.87%		Very dissatisfied
229	Respondents		

Q6. Please indicate your level of satisfaction with the following: - The ability of the department to schedule classes that would allow you to graduate within a reasonable period of time

Count	Percent		
106	46.09%		Very satisfied
56	24.35%		Somewhat satisfied
32	13.91%		Neutral
22	9.57%		Somewhat dissatisfied
14	6.09%		Very dissatisfied
230	Respondents		







Q7. Please indicate your level of satisfaction with the following: - Your overall experience in the major

Count	Percent		
140	61.67%		Very satisfied
64	28.19%		Somewhat satisfied
14	6.17%		Neutral
6	2.64%		Somewhat dissatisfied
3	1.32%		Very dissatisfied
227	Respondents		






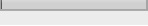
Q8. Please indicate your level of satisfaction with the following: - The level of preparation you received from the major in relation to succeeding in the world after college

Count	Percent		
84	36.36%		Very satisfied
84	36.36%		Somewhat satisfied
36	15.58%		Neutral
21	9.09%		Somewhat dissatisfied
6	2.60%		Very dissatisfied
231	Respondents		


Q9. Please indicate how well the curriculum in your program provided you with the following: - The discipline-specific skills needed to succeed in your chosen field

Count	Percent		
57	24.57%		Exceptionally well
86	37.07%		More than adequately
69	29.74%		Adequately
13	5.60%		Less than adequately
3	1.29%		Not at all
4	1.72%		Not applicable
232	Respondents		

Q10. Please indicate how well the curriculum in your program provided you with the following: - Understanding of the methods and practices of the profession

Count	Percent		
75	32.47%		Exceptionally well
76	32.90%		More than adequately
61	26.41%		Adequately
14	6.06%		Less than adequately
3	1.30%		Not at all
2	0.87%		Not applicable
231	Respondents		

Q11. To what extent did your major help you develop the following types of knowledge and proficiencies? - Careful reading (Reading is "the process of simultaneously extracting and constructing meaning through interaction and involvement with written language.")

Count	Percent		
108	49.77%		Considerably
79	36.41%		Sufficiently
21	9.68%		Somewhat
9	4.15%		Very little
217	Respondents		

Q12. To what extent did your major help you develop the following types of knowledge and proficiencies? - Critical thinking (Critical thinking is the intellectually disciplined process of actively and skillfully conceptualizing, applying, analyzing, synthesizing, and/or evaluating information gathered from, or generated by, observation, experience, reflection, reasoning, or communication, as a guide to belief and action.)

Count	Percent		
127	58.53%		Considerably
74	34.10%		Sufficiently
13	5.99%		Somewhat
3	1.38%		Very little
217	Respondents		

Q13. To what extent did your major help you develop the following types of knowledge and proficiencies? - Creative thinking (Creative thinking is both the capacity to combine or synthesize existing ideas, images, or expertise in original ways and the experience of thinking, reacting, and working in an imaginative way characterized by a high degree of innovation, divergent thinking, and risk taking.)

Count	Percent		
91	43.13%		Considerably
89	42.18%		Sufficiently
26	12.32%		Somewhat
5	2.37%		Very little
211	Respondents		


Q14. To what extent did your major help you develop the following types of knowledge and proficiencies? - Understanding and using quantitative information (Quantitative Literacy or Quantitative Reasoning is a competency and comfort in working with numerical data. Individuals with strong quantitative skills possess the ability to reason and solve quantitative problems from a wide array of contexts and situations. They understand and can create sophisticated arguments supported by quantitative evidence and they can clearly communicate those arguments in a variety of formats [using words, tables, graphs, mathematical equations, etc.]

Count	Percent		
106	49.07%		Considerably
74	34.26%		Sufficiently
30	13.89%		Somewhat
6	2.78%		Very little
216	Respondents		

Q15. To what extent did your major help you develop the following types of knowledge and proficiencies? - Information literacy and research skills (Information literacy is a set of abilities requiring individuals to "recognize when information is needed and have the ability to locate, evaluate, and use effectively the needed information.")

Count	Percent		
122	57.01%		Considerably
73	34.11%		Sufficiently
17	7.94%		Somewhat
2	0.93%		Very little
214	Respondents		

Q16. To what extent did your major help you develop the following types of knowledge and proficiencies? - Effective writing (Effective written communication is the development and expression of ideas in writing.)

Count	Percent		
111	51.87%		Considerably
81	37.85%		Sufficiently
19	8.88%		Somewhat
3	1.40%		Very little
214	Respondents		

Q17. To what extent did your major help you develop the following types of knowledge and proficiencies? - Effective oral communication (Oral communication is a prepared, purposeful presentation designed to increase knowledge, to foster understanding, or to promote change in the listeners' attitudes, values, beliefs, or behaviors.)

Count	Percent		
91	42.13%		Considerably
93	43.06%		Sufficiently
25	11.57%		Somewhat
7	3.24%		Very little
216	Respondents		

Q18. To what extent did your major help you develop the following types of knowledge and proficiencies? - Teamwork (Teamwork is behaviors under the control of individual team members [effort they put into team tasks, their manner of interacting with others on team, and the quantity and quality of contributions they make to team discussions].)

Count	Percent		
111	51.63%		Considerably
70	32.56%		Sufficiently
30	13.95%		Somewhat
4	1.86%		Very little
215	Respondents		

Q19. To what extent did your major help you develop the following types of knowledge and proficiencies? - Problem-solving (Problem solving is the process of designing, evaluating and implementing a strategy to answer an open-ended question or achieve a desired goal.)

Count	Percent		
86	39.63%		Considerably
99	45.62%		Sufficiently
25	11.52%		Somewhat
7	3.23%		Very little
217	Respondents		

Q20. To what extent did your major help you develop the following types of knowledge and proficiencies? - Ethical reasoning and action (Ethical reasoning is reasoning about right and wrong human conduct. It requires students to be able to assess their own ethical values and the social context of problems, recognize ethical issues in a variety of settings, think about how different ethical perspectives might be applied to ethical dilemmas and consider the ramifications of alternative actions.)

Count	Percent		
117	55.71%		Considerably
75	35.71%		Sufficiently
11	5.24%		Somewhat
7	3.33%		Very little
210	Respondents		

Q21. To what extent did your major help you develop the following types of knowledge and proficiencies? - Civic knowledge and engagement (Civic engagement is "working to make a difference in the civic life of our communities and developing the combination of knowledge, skills, values, and motivation to make that difference. It means promoting the quality of life in a community, through both political and non-political processes." In addition, civic engagement encompasses actions wherein individuals participate in activities of personal and public concern that are both individually life enriching and socially beneficial to the community.)

Count	Percent		
95	44.39%		Considerably
90	42.06%		Sufficiently
22	10.28%		Somewhat
7	3.27%		Very little
214	Respondents		

Q22. To what extent did your major help you develop the following types of knowledge and proficiencies? - Intercultural knowledge and competence (Intercultural knowledge and competence is "a set of cognitive, affective, and behavioral skills and characteristics that support effective and appropriate interaction in a variety of cultural contexts.")

Count	Percent		
125	59.24%		Considerably
62	29.38%		Sufficiently
20	9.48%		Somewhat
4	1.90%		Very little
211	Respondents		

Q23. To what extent did your major help you develop the following types of knowledge and proficiencies? - Foundations and skills for lifelong learning (Lifelong learning is "all purposeful learning activity, undertaken on an ongoing basis with the aim of improving knowledge, skills, and competence.")

Count	Percent		
117	55.98%		Considerably
69	33.01%		Sufficiently
19	9.09%		Somewhat
4	1.91%		Very little
209	Respondents		








Q24. To what extent did your major help you develop the following types of knowledge and proficiencies? - The ability to integrate or connect ideas or information (Integrative learning is an understanding and a disposition that a student builds across the curriculum and co-curriculum, from making simple connections among ideas and experiences to synthesizing and transferring learning to new, complex situations within and beyond the campus.)

Count	Percent		
104	49.06%		Considerably
87	41.04%		Sufficiently
20	9.43%		Somewhat
1	0.47%		Very little
212	Respondents		






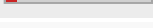
Q25. To what extent did your major help you develop the following types of knowledge and proficiencies? - The ability to apply your knowledge to new situations or problems

Count	Percent		
99	47.83%		Considerably
94	45.41%		Sufficiently
11	5.31%		Somewhat
3	1.45%		Very little
207	Respondents		





Q26. Which of the following best describes your current primary activity?

Count	Percent		
127	59.91%		Employed full-time
27	12.74%		Employed part-time
27	12.74%		Graduate/professional school full time
3	1.42%		Graduate/professional school part time
0	0.00%		Military service
20	9.43%		Not employed, seeking employment, admission to graduate school, or other opportunity
8	3.77%		Not employed by choice (homemaker, volunteer, traveling, etc.)
212	Respondents		

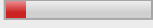








Q27. Which of the following best describes your career path since graduation? (Check all that apply)

Count	Respondent %	Response %		
42	19.91%	15.38%		Work in the private sector
46	21.80%	16.85%		Work in not-for-profit sector
90	42.65%	32.97%		Work in public sector "local, state, or federal government"
62	29.38%	22.71%		Graduate school
11	5.21%	4.03%		Career training or other instruction (non-graduate school)
22	10.43%	8.06%		None of the above
211	Respondents			
273	Responses			




Q28. How important to your current employer is your undergraduate degree?

Count	Percent		
116	54.72%		Very important
43	20.28%		Somewhat important
21	9.91%		Only slightly important
7	3.30%		Not important at all
25	11.79%		Not applicable
212	Respondents		









Q29. My current job: (Check all that apply)

Count	Respondent %	Response %		
135	63.98%	14.17%		Is related to my undergraduate major
118	55.92%	12.38%		Uses important skills I gained during college
129	61.14%	13.54%		Is related to my desired career path
131	62.09%	13.75%		Is work I find meaningful
141	66.82%	14.80%		Allows me to continue to grow and learn
70	33.18%	7.35%		Pays enough to support my desired lifestyle
86	40.76%	9.02%		Pays health insurance benefits
114	54.03%	11.96%		Is likely to continue until I wish to leave
29	13.74%	3.04%		Not applicable
211	Respondents			
953	Responses			

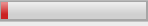





Q30. What is your gender?

Count	Percent		
198	93.40%		Female
13	6.13%		Male
1	0.47%		Prefer not to say
212	Respondents		





Q31. What is your age?

Count	Percent		
52	24.53%		20 - 24
87	41.04%		25 - 29
24	11.32%		30 - 34
11	5.19%		35 - 39
11	5.19%		40 - 44
4	1.89%		45 - 49
21	9.91%		50 or above
2	0.94%		Prefer not to say
212 Respondents			

Q32. What is your racial/ethnic identity?

Count	Percent		
10	4.74%		African American/Black, non-Hispanic
0	0.00%		Native American or Alaska Native
97	45.97%		Caucasian/White
50	23.70%		Mexican/Hispanic/Latino
33	15.64%		Asian
0	0.00%		Pacific Islander/Native Hawaiian
0	0.00%		Foreign/Nonresident Alien
13	6.16%		Other/multiracial
8	3.79%		Prefer not to say
211 Respondents			






Q33. Which of the following best describes you in relation to the degree(s) you received from Sacramento State?

Count	Percent		
195	91.98%		I received a Bachelor's degree only.
6	2.83%		I received a Master's degree only.
11	5.19%		I received both a Bachelor's and Master's degree.
0	0.00%		I do not have a degree from Sacramento State.
212 Respondents			

Q34. In what year did you receive your Bachelor's degree?

Count	Percent		
23	11.22%		2012
30	14.63%		2013
34	16.59%		2014
55	26.83%		2015
63	30.73%		2016
205 Respondents			

Q35. In what year did you receive your Master's degree?

Count	Percent		
1	6.67%		2012
1	6.67%		2013
7	46.67%		2014
3	20.00%		2015
3	20.00%		2016
15	Respondents		