

# Criminal Justice Alumni Survey

Description:

Date Created: 7/3/2017 4:07:22 PM

Date Range: 7/24/2017 9:00:00 AM - 8/28/2017 11:59:00 PM

Total Respondents: 304

Q1. Your individual responses will be held in the strictest confidence. In addition, all analysis and reporting generated from the data we collect will be based solely on aggregate statistics. Furthermore, providing your feedback could earn you a chance to receive a Sacramento State souvenir! However, if we don't know who you are, you can't win, so please provide the following information: (Optional)

Count	Respondent %	Response %	
265	99.62%	33.54%	
263	98.87%	33.29%	
262	98.50%	33.16%	
266	Respondents		
790	Responses		

Q2. Among the following factors, which ONE was the MOST important in selecting your major?

Count	Percent	
39	12.96%	
123	40.86%	
94	31.23%	
7	2.33%	
29	9.63%	
9	2.99%	
301	Respondents	





Q3. Please indicate your level of satisfaction with the following: - The quality of faculty instruction you received in your major courses

Count	Percent	
166	55.52%	
113	37.79%	
11	3.68%	
7	2.34%	
2	0.67%	
299	Respondents	


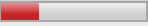


Q4. Please indicate your level of satisfaction with the following: - The quality of the courses you took in your major

Count	Percent	
163	54.88%	
110	37.04%	
21	7.07%	
2	0.67%	
1	0.34%	
297	Respondents	

Q5. Please indicate your level of satisfaction with the following: - The intellectual challenge you received in the major

Count	Percent		
136	46.42%		Very satisfied
108	36.86%		Somewhat satisfied
36	12.29%		Neutral
10	3.41%		Somewhat dissatisfied
3	1.02%		Very dissatisfied
293	Respondents		

Q6. Please indicate your level of satisfaction with the following: - The ability of the department to schedule classes that would allow you to graduate within a reasonable period of time

Count	Percent		
147	49.16%		Very satisfied
79	26.42%		Somewhat satisfied
28	9.36%		Neutral
30	10.03%		Somewhat dissatisfied
15	5.02%		Very dissatisfied
299	Respondents		







Q7. Please indicate your level of satisfaction with the following: - Your overall experience in the major

Count	Percent		
180	62.28%		Very satisfied
89	30.80%		Somewhat satisfied
12	4.15%		Neutral
4	1.38%		Somewhat dissatisfied
4	1.38%		Very dissatisfied
289	Respondents		

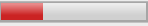
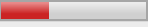




Q8. Please indicate your level of satisfaction with the following: - The level of preparation you received from the major in relation to succeeding in the world after college

Count	Percent		
109	36.45%		Very satisfied
93	31.10%		Somewhat satisfied
67	22.41%		Neutral
21	7.02%		Somewhat dissatisfied
9	3.01%		Very dissatisfied
299	Respondents		

Q9. Please indicate how well the curriculum in your program provided you with the following: - The discipline-specific skills needed to succeed in your chosen field

Count	Percent		
68	22.52%		Exceptionally well
100	33.11%		More than adequately
107	35.43%		Adequately
14	4.64%		Less than adequately
6	1.99%		Not at all
7	2.32%		Not applicable
302	Respondents		

Q10. Please indicate how well the curriculum in your program provided you with the following: - Understanding of the methods and practices of the profession

Count	Percent		
87	29.00%		Exceptionally well
99	33.00%		More than adequately
91	30.33%		Adequately
14	4.67%		Less than adequately
2	0.67%		Not at all
7	2.33%		Not applicable
300	Respondents		


Q11. To what extent did your major help you develop the following types of knowledge and proficiencies? - Careful reading (Reading is "the process of simultaneously extracting and constructing meaning through interaction and involvement with written language.")

Count	Percent		
125	46.30%		Considerably
113	41.85%		Sufficiently
25	9.26%		Somewhat
7	2.59%		Very little
270	Respondents		


Q12. To what extent did your major help you develop the following types of knowledge and proficiencies? - Critical thinking (Critical thinking is the intellectually disciplined process of actively and skillfully conceptualizing, applying, analyzing, synthesizing, and/or evaluating information gathered from, or generated by, observation, experience, reflection, reasoning, or communication, as a guide to belief and action.)

Count	Percent		
158	58.96%		Considerably
91	33.96%		Sufficiently
15	5.60%		Somewhat
4	1.49%		Very little
268	Respondents		

Q13. To what extent did your major help you develop the following types of knowledge and proficiencies? - Creative thinking (Creative thinking is both the capacity to combine or synthesize existing ideas, images, or expertise in original ways and the experience of thinking, reacting, and working in an imaginative way characterized by a high degree of innovation, divergent thinking, and risk taking.)

Count	Percent		
95	35.85%		Considerably
110	41.51%		Sufficiently
44	16.60%		Somewhat
16	6.04%		Very little
265	Respondents		

Q14. To what extent did your major help you develop the following types of knowledge and proficiencies? - Understanding and using quantitative information (Quantitative Literacy or Quantitative Reasoning is a competency and comfort in working with numerical data. Individuals with strong quantitative skills possess the ability to reason and solve quantitative problems from a wide array of contexts and situations. They understand and can create sophisticated arguments supported by quantitative evidence and they can clearly communicate those arguments in a variety of formats [using words, tables, graphs, mathematical equations, etc.]

Count	Percent		
87	32.58%		Considerably
116	43.45%		Sufficiently
43	16.10%		Somewhat
21	7.87%		Very little
267	Respondents		

Q15. To what extent did your major help you develop the following types of knowledge and proficiencies? - Information literacy and research skills (Information literacy is a set of abilities requiring individuals to "recognize when information is needed and have the ability to locate, evaluate, and use effectively the needed information.")

Count	Percent		
133	49.26%		Considerably
108	40.00%		Sufficiently
21	7.78%		Somewhat
8	2.96%		Very little
270	Respondents		

Q16. To what extent did your major help you develop the following types of knowledge and proficiencies? - Effective writing (Effective written communication is the development and expression of ideas in writing.)

Count	Percent		
155	57.84%		Considerably
89	33.21%		Sufficiently
16	5.97%		Somewhat
8	2.99%		Very little
268	Respondents		

Q17. To what extent did your major help you develop the following types of knowledge and proficiencies? - Effective oral communication (Oral communication is a prepared, purposeful presentation designed to increase knowledge, to foster understanding, or to promote change in the listeners' attitudes, values, beliefs, or behaviors.)

Count	Percent		
103	38.15%		Considerably
105	38.89%		Sufficiently
47	17.41%		Somewhat
15	5.56%		Very little
270	Respondents		

Q18. To what extent did your major help you develop the following types of knowledge and proficiencies? - Teamwork (Teamwork is behaviors under the control of individual team members [effort they put into team tasks, their manner of interacting with others on team, and the quantity and quality of contributions they make to team discussions].)

Count	Percent		
82	30.60%	<div><div></div></div>	Considerably
104	38.81%	<div><div></div></div>	Sufficiently
58	21.64%	<div><div></div></div>	Somewhat
24	8.96%	<div><div></div></div>	Very little
268	Respondents		

Q19. To what extent did your major help you develop the following types of knowledge and proficiencies? - Problem-solving (Problem solving is the process of designing, evaluating and implementing a strategy to answer an open-ended question or achieve a desired goal.)

Count	Percent		
113	41.70%	<div><div></div></div>	Considerably
114	42.07%	<div><div></div></div>	Sufficiently
38	14.02%	<div><div></div></div>	Somewhat
6	2.21%	<div><div></div></div>	Very little
271	Respondents		

Q20. To what extent did your major help you develop the following types of knowledge and proficiencies? - Ethical reasoning and action (Ethical reasoning is reasoning about right and wrong human conduct. It requires students to be able to assess their own ethical values and the social context of problems, recognize ethical issues in a variety of settings, think about how different ethical perspectives might be applied to ethical dilemmas and consider the ramifications of alternative actions.)

Count	Percent		
160	60.84%	<div><div></div></div>	Considerably
81	30.80%	<div><div></div></div>	Sufficiently
19	7.22%	<div><div></div></div>	Somewhat
3	1.14%	<div><div></div></div>	Very little
263	Respondents		

Q21. To what extent did your major help you develop the following types of knowledge and proficiencies? - Civic knowledge and engagement (Civic engagement is "working to make a difference in the civic life of our communities and developing the combination of knowledge, skills, values, and motivation to make that difference. It means promoting the quality of life in a community, through both political and non-political processes." In addition, civic engagement encompasses actions wherein individuals participate in activities of personal and public concern that are both individually life enriching and socially beneficial to the community.)

Count	Percent		
122	45.52%	<div><div></div></div>	Considerably
95	35.45%	<div><div></div></div>	Sufficiently
38	14.18%	<div><div></div></div>	Somewhat
13	4.85%	<div><div></div></div>	Very little
268	Respondents		

Q22. To what extent did your major help you develop the following types of knowledge and proficiencies? - Intercultural knowledge and competence (Intercultural knowledge and competence is "a set of cognitive, affective, and behavioral skills and characteristics that support effective and appropriate interaction in a variety of cultural contexts.")

Count	Percent		
112	42.91%	<div><div></div></div>	Considerably
87	33.33%	<div><div></div></div>	Sufficiently
44	16.86%	<div><div></div></div>	Somewhat
18	6.90%	<div><div></div></div>	Very little
261	Respondents		

Q23. To what extent did your major help you develop the following types of knowledge and proficiencies? - Foundations and skills for lifelong learning (Lifelong learning is "all purposeful learning activity, undertaken on an ongoing basis with the aim of improving knowledge, skills, and competence.")

Count	Percent		
115	44.23%		Considerably
106	40.77%		Sufficiently
30	11.54%		Somewhat
9	3.46%		Very little
260	Respondents		








Q24. To what extent did your major help you develop the following types of knowledge and proficiencies? - The ability to integrate or connect ideas or information (Integrative learning is an understanding and a disposition that a student builds across the curriculum and co-curriculum, from making simple connections among ideas and experiences to synthesizing and transferring learning to new, complex situations within and beyond the campus.)

Count	Percent		
126	48.65%		Considerably
110	42.47%		Sufficiently
20	7.72%		Somewhat
3	1.16%		Very little
259	Respondents		

Q25. To what extent did your major help you develop the following types of knowledge and proficiencies? - The ability to apply your knowledge to new situations or problems

Count	Percent		
131	51.78%		Considerably
97	38.34%		Sufficiently
23	9.09%		Somewhat
2	0.79%		Very little
253	Respondents		

Q26. Which of the following best describes your current primary activity?

Count	Percent		
189	72.41%		Employed full-time
25	9.58%		Employed part-time
11	4.21%		Graduate/professional school full time
8	3.07%		Graduate/professional school part time
2	0.77%		Military service
18	6.90%		Not employed, seeking employment, admission to graduate school, or other opportunity
8	3.07%		Not employed by choice (homemaker, volunteer, traveling, etc.)
261	Respondents		

Q27. Which of the following best describes your career path since graduation? (Check all that apply)

Count	Respondent %	Response %		
51	19.47%	16.29%	<div><div></div></div>	Work in the private sector
15	5.73%	4.79%	<div><div></div></div>	Work in not-for-profit sector
169	64.50%	53.99%	<div><div></div></div>	Work in public sector "local, state, or federal government"
47	17.94%	15.02%	<div><div></div></div>	Graduate school
10	3.82%	3.19%	<div><div></div></div>	Career training or other instruction (non-graduate school)
21	8.02%	6.71%	<div><div></div></div>	None of the above
262	Respondents			
313	Responses			

Q28. How important to your current employer is your undergraduate degree?

Count	Percent		
86	32.82%	<div><div></div></div>	Very important
77	29.39%	<div><div></div></div>	Somewhat important
41	15.65%	<div><div></div></div>	Only slightly important
35	13.36%	<div><div></div></div>	Not important at all
23	8.78%	<div><div></div></div>	Not applicable
262	Respondents		

Q29. My current job: (Check all that apply)

Count	Respondent %	Response %		
137	52.29%	12.34%	<div><div></div></div>	Is related to my undergraduate major
127	48.47%	11.44%	<div><div></div></div>	Uses important skills I gained during college
123	46.95%	11.08%	<div><div></div></div>	Is related to my desired career path
125	47.71%	11.26%	<div><div></div></div>	Is work I find meaningful
148	56.49%	13.33%	<div><div></div></div>	Allows me to continue to grow and learn
118	45.04%	10.63%	<div><div></div></div>	Pays enough to support my desired lifestyle
145	55.34%	13.06%	<div><div></div></div>	Pays health insurance benefits
151	57.63%	13.60%	<div><div></div></div>	Is likely to continue until I wish to leave
36	13.74%	3.24%	<div><div></div></div>	Not applicable
262	Respondents			
1110	Responses			

Q30. What is your gender?

Count	Percent		
147	56.54%	<div><div></div></div>	Female
112	43.08%	<div><div></div></div>	Male
1	0.38%	<div><div></div></div>	Prefer not to say
260	Respondents		

### Q31. What is your age?

Count	Percent		
44	16.79%	<div><div></div></div>	20 - 24
134	51.15%	<div><div></div></div>	25 - 29
46	17.56%	<div><div></div></div>	30 - 34
16	6.11%	<div><div></div></div>	35 - 39
12	4.58%	<div><div></div></div>	40 - 44
4	1.53%	<div><div></div></div>	45 - 49
4	1.53%	<div><div></div></div>	50 or above
2	0.76%	<div><div></div></div>	Prefer not to say
262	Respondents		

### Q32. What is your racial/ethnic identity?

Count	Percent		
15	5.73%	<div><div></div></div>	African American/Black, non-Hispanic
0	0.00%	<div><div></div></div>	Native American or Alaska Native
128	48.85%	<div><div></div></div>	Caucasian/White
66	25.19%	<div><div></div></div>	Mexican/Hispanic/Latino
21	8.02%	<div><div></div></div>	Asian
2	0.76%	<div><div></div></div>	Pacific Islander/Native Hawaiian
1	0.38%	<div><div></div></div>	Foreign/Nonresident Alien
15	5.73%	<div><div></div></div>	Other/multiracial
14	5.34%	<div><div></div></div>	Prefer not to say
262	Respondents		

### Q33. Which of the following best describes you in relation to the degree(s) you received from Sacramento State?

Count	Percent		
252	96.18%	<div><div></div></div>	I received a Bachelor's degree only.
1	0.38%	<div><div></div></div>	I received a Master's degree only.
9	3.44%	<div><div></div></div>	I received both a Bachelor's and Master's degree.
0	0.00%	<div><div></div></div>	I do not have a degree from Sacramento State.
262	Respondents		

### Q34. In what year did you receive your Bachelor's degree?

Count	Percent		
40	15.56%	<div><div></div></div>	2012
57	22.18%	<div><div></div></div>	2013
48	18.68%	<div><div></div></div>	2014
56	21.79%	<div><div></div></div>	2015
56	21.79%	<div><div></div></div>	2016
257	Respondents		



Q35. In what year did you receive your Master's degree?

Count	Percent		
0	0.00%	<div></div>	2012
3	30.00%	<div></div>	2013
1	10.00%	<div></div>	2014
3	30.00%	<div></div>	2015
3	30.00%	<div></div>	2016
10	Respondents		

Q36. In which of the following ways would you be interested in connecting and participating with the Division of Criminal Justice at Sac State? (Select all that apply. Hold down the Control/Ctrl key to click multiple selections).

Count	Respondent %	Response %		
107	42.13%	21.06%	<div></div>	Alumni Events (Social/Professional Exchanges)
37	14.57%	7.28%	<div></div>	Annual Division Convocation
52	20.47%	10.24%	<div></div>	Guest Speaker in class on campus
67	26.38%	13.19%	<div></div>	Mentoring students
33	12.99%	6.50%	<div></div>	Participating in focus groups for the Division
43	16.93%	8.46%	<div></div>	Receive or contribute to Division newsletters
64	25.20%	12.60%	<div></div>	Represent your agency
100	39.37%	19.69%	<div></div>	Not interested
5	1.97%	0.98%	<div></div>	Other (please explain how you would be interested:)
254	Respondents			
508	Responses			

Q37. If you would like the Division of Criminal Justice to share news, information, and events with you in the future, please provide your email address:

Count	Percent	
108	100.00%	<div></div>
108	Respondents	