

Design Alumni Survey

Description:

Date Created: 8/6/2018 2:39:05 PM

Date Range: 8/27/2018 9:00:00 AM - 10/7/2018 11:59:00 PM

Total Respondents: 85

Q1. Your individual responses will be held in the strictest confidence. In addition, all analysis and reporting generated from the data we collect will be based solely on aggregate statistics. Furthermore, providing your feedback could earn you a chance to receive Sacramento State Alumni Merchandise! However, if we don't know who you are, you can't win, so please provide the following information: (Optional)

Count	Respondent %	Response %	
71	98.61%	33.18%	First name:
71	98.61%	33.18%	Last name:
72	100.00%	33.64%	E-mail address:
72	Respondents		
214	Responses		

Q2. Among the following factors, which ONE was the MOST important in selecting your major?

Count	Percent	
13	15.48%	I enjoyed a course I had related to the major.
17	20.24%	I thought it would prepare me for a career in the field.
38	45.24%	I had always been interested in studying the major.
5	5.95%	I heard good things from peers about the major.
9	10.71%	My coursework at a community college led me to the major.
2	2.38%	I was impressed with the faculty in the major at Sacramento State.
84	Respondents	

Q3. Please indicate your level of satisfaction with the following: - The quality of faculty instruction you received in your major courses

Count	Percent	
42	49.41%	Very satisfied
34	40.00%	Somewhat satisfied
4	4.71%	Neutral
3	3.53%	Somewhat dissatisfied
2	2.35%	Very dissatisfied
85	Respondents	

Q4. Please indicate your level of satisfaction with the following: - The quality of the courses you took in your major

Count	Percent	
45	52.94%	Very satisfied
30	35.29%	Somewhat satisfied
5	5.88%	Neutral
4	4.71%	Somewhat dissatisfied
1	1.18%	Very dissatisfied
85	Respondents	

Q5. Please indicate your level of satisfaction with the following: - The intellectual challenge you received in the major

Count	Percent		
55	65.48%		Very satisfied
20	23.81%		Somewhat satisfied
5	5.95%		Neutral
4	4.76%		Somewhat dissatisfied
0	0.00%		Very dissatisfied
84	Respondents		

Q6. Please indicate your level of satisfaction with the following: - The ability of the department to schedule classes that would allow you to graduate within a reasonable period of time

Count	Percent		
49	58.33%		Very satisfied
18	21.43%		Somewhat satisfied
12	14.29%		Neutral
4	4.76%		Somewhat dissatisfied
1	1.19%		Very dissatisfied
84	Respondents		







Q7. Please indicate your level of satisfaction with the following: - Your overall experience in the major

Count	Percent		
44	53.01%		Very satisfied
28	33.73%		Somewhat satisfied
5	6.02%		Neutral
3	3.61%		Somewhat dissatisfied
3	3.61%		Very dissatisfied
83	Respondents		






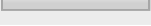
Q8. Please indicate your level of satisfaction with the following: - The level of preparation you received from the major in relation to succeeding in the world after college

Count	Percent		
23	27.06%		Very satisfied
41	48.24%		Somewhat satisfied
8	9.41%		Neutral
8	9.41%		Somewhat dissatisfied
5	5.88%		Very dissatisfied
85	Respondents		


Q9. Please indicate how well the curriculum in your program provided you with the following: - The discipline-specific skills needed to succeed in your chosen field

Count	Percent		
28	32.94%		Exceptionally well
35	41.18%		More than adequately
16	18.82%		Adequately
5	5.88%		Less than adequately
1	1.18%		Not at all
0	0.00%		Not applicable
85	Respondents		

Q10. Please indicate how well the curriculum in your program provided you with the following: - Understanding of the methods and practices of the profession

Count	Percent		
27	31.76%		Exceptionally well
31	36.47%		More than adequately
19	22.35%		Adequately
7	8.24%		Less than adequately
1	1.18%		Not at all
0	0.00%		Not applicable
85	Respondents		



Q11. To what extent did your major help you develop the following types of knowledge and proficiencies? - Careful reading (Reading is "the process of simultaneously extracting and constructing meaning through interaction and involvement with written language.")

Count	Percent		
32	42.67%		Considerably
25	33.33%		Sufficiently
14	18.67%		Somewhat
4	5.33%		Very little
75	Respondents		

Q12. To what extent did your major help you develop the following types of knowledge and proficiencies? - Critical thinking (Critical thinking is the intellectually disciplined process of actively and skillfully conceptualizing, applying, analyzing, synthesizing, and/or evaluating information gathered from, or generated by, observation, experience, reflection, reasoning, or communication, as a guide to belief and action.)

Count	Percent		
53	70.67%		Considerably
18	24.00%		Sufficiently
4	5.33%		Somewhat
0	0.00%		Very little
75	Respondents		

Q13. To what extent did your major help you develop the following types of knowledge and proficiencies? - Creative thinking (Creative thinking is both the capacity to combine or synthesize existing ideas, images, or expertise in original ways and the experience of thinking, reacting, and working in an imaginative way characterized by a high degree of innovation, divergent thinking, and risk taking.)

Count	Percent		
60	84.51%		Considerably
9	12.68%		Sufficiently
2	2.82%		Somewhat
0	0.00%		Very little
71	Respondents		

Q14. To what extent did your major help you develop the following types of knowledge and proficiencies? - Understanding and using quantitative information (Quantitative Literacy or Quantitative Reasoning is a competency and comfort in working with numerical data. Individuals with strong quantitative skills possess the ability to reason and solve quantitative problems from a wide array of contexts and situations. They understand and can create sophisticated arguments supported by quantitative evidence and they can clearly communicate those arguments in a variety of formats [using words, tables, graphs, mathematical equations, etc.]

Count	Percent		
17	22.67%		Considerably
32	42.67%		Sufficiently
15	20.00%		Somewhat
11	14.67%		Very little
75	Respondents		

Q15. To what extent did your major help you develop the following types of knowledge and proficiencies? - Information literacy and research skills (Information literacy is a set of abilities requiring individuals to "recognize when information is needed and have the ability to locate, evaluate, and use effectively the needed information.")

Count	Percent		
35	46.67%		Considerably
26	34.67%		Sufficiently
13	17.33%		Somewhat
1	1.33%		Very little
75	Respondents		

Q16. To what extent did your major help you develop the following types of knowledge and proficiencies? - Effective writing (Effective written communication is the development and expression of ideas in writing.)

Count	Percent		
11	14.86%		Considerably
36	48.65%		Sufficiently
20	27.03%		Somewhat
7	9.46%		Very little
74	Respondents		

Q17. To what extent did your major help you develop the following types of knowledge and proficiencies? - Effective oral communication (Oral communication is a prepared, purposeful presentation designed to increase knowledge, to foster understanding, or to promote change in the listeners' attitudes, values, beliefs, or behaviors.)

Count	Percent		
29	38.67%		Considerably
33	44.00%		Sufficiently
10	13.33%		Somewhat
3	4.00%		Very little
75	Respondents		

Q18. To what extent did your major help you develop the following types of knowledge and proficiencies? - Teamwork (Teamwork is behaviors under the control of individual team members [effort they put into team tasks, their manner of interacting with others on team, and the quantity and quality of contributions they make to team discussions].)

Count	Percent		
37	50.68%		Considerably
28	38.36%		Sufficiently
8	10.96%		Somewhat
0	0.00%		Very little
73	Respondents		

Q19. To what extent did your major help you develop the following types of knowledge and proficiencies? - Problem-solving (Problem solving is the process of designing, evaluating and implementing a strategy to answer an open-ended question or achieve a desired goal.)

Count	Percent		
57	76.00%		Considerably
12	16.00%		Sufficiently
6	8.00%		Somewhat
0	0.00%		Very little
75	Respondents		

Q20. To what extent did your major help you develop the following types of knowledge and proficiencies? - Ethical reasoning and action (Ethical reasoning is reasoning about right and wrong human conduct. It requires students to be able to assess their own ethical values and the social context of problems, recognize ethical issues in a variety of settings, think about how different ethical perspectives might be applied to ethical dilemmas and consider the ramifications of alternative actions.)

Count	Percent		
25	33.33%		Considerably
23	30.67%		Sufficiently
21	28.00%		Somewhat
6	8.00%		Very little
75	Respondents		

Q21. To what extent did your major help you develop the following types of knowledge and proficiencies? - Civic knowledge and engagement (Civic engagement is "working to make a difference in the civic life of our communities and developing the combination of knowledge, skills, values, and motivation to make that difference. It means promoting the quality of life in a community, through both political and non-political processes." In addition, civic engagement encompasses actions wherein individuals participate in activities of personal and public concern that are both individually life enriching and socially beneficial to the community.)

Count	Percent		
21	28.00%		Considerably
21	28.00%		Sufficiently
20	26.67%		Somewhat
13	17.33%		Very little
75	Respondents		

Q22. To what extent did your major help you develop the following types of knowledge and proficiencies? - Intercultural knowledge and competence (Intercultural knowledge and competence is "a set of cognitive, affective, and behavioral skills and characteristics that support effective and appropriate interaction in a variety of cultural contexts.")

Count	Percent		
19	26.39%		Considerably
23	31.94%		Sufficiently
20	27.78%		Somewhat
10	13.89%		Very little
72	Respondents		

Q23. To what extent did your major help you develop the following types of knowledge and proficiencies? - Foundations and skills for lifelong learning (Lifelong learning is "all purposeful learning activity, undertaken on an ongoing basis with the aim of improving knowledge, skills, and competence.")

Count	Percent		
36	50.70%		Considerably
18	25.35%		Sufficiently
15	21.13%		Somewhat
2	2.82%		Very little
71	Respondents		








Q24. To what extent did your major help you develop the following types of knowledge and proficiencies? - The ability to integrate or connect ideas or information (Integrative learning is an understanding and a disposition that a student builds across the curriculum and co-curriculum, from making simple connections among ideas and experiences to synthesizing and transferring learning to new, complex situations within and beyond the campus.)

Count	Percent		
42	59.15%		Considerably
24	33.80%		Sufficiently
4	5.63%		Somewhat
1	1.41%		Very little
71	Respondents		







Q25. To what extent did your major help you develop the following types of knowledge and proficiencies? - The ability to apply your knowledge to new situations or problems

Count	Percent		
40	56.34%		Considerably
26	36.62%		Sufficiently
5	7.04%		Somewhat
0	0.00%		Very little
71	Respondents		




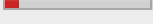
Q26. Which of the following best describes your current primary activity?

Count	Percent		
58	80.56%		Employed full-time
9	12.50%		Employed part-time
0	0.00%		Graduate/professional school full time
0	0.00%		Graduate/professional school part time
0	0.00%		Military service
4	5.56%		Not employed, seeking employment, admission to graduate school, or other opportunity
1	1.39%		Not employed by choice (homemaker, volunteer, traveling, etc.)
72	Respondents		










Q27. Which of the following best describes your career path since graduation? (Check all that apply)

Count	Respondent %	Response %		
49	68.06%	53.26%		Work in the private sector
11	15.28%	11.96%		Work in not-for-profit sector
16	22.22%	17.39%		Work in public sector "local, state, or federal government"
3	4.17%	3.26%		Graduate school
5	6.94%	5.43%		Career training or other instruction (non-graduate school)
8	11.11%	8.70%		None of the above
72 Respondents				
92 Responses				

Q28. How important to your current employer is your undergraduate degree?

Count	Percent		
37	52.11%		Very important
14	19.72%		Somewhat important
8	11.27%		Only slightly important
7	9.86%		Not important at all
5	7.04%		Not applicable
71 Respondents			

Q29. My current job: (Check all that apply)

Count	Respondent %	Response %		
52	73.24%	13.44%		Is related to my undergraduate major
55	77.46%	14.21%		Uses important skills I gained during college
50	70.42%	12.92%		Is related to my desired career path
43	60.56%	11.11%		Is work I find meaningful
49	69.01%	12.66%		Allows me to continue to grow and learn
39	54.93%	10.08%		Pays enough to support my desired lifestyle
44	61.97%	11.37%		Pays health insurance benefits
47	66.20%	12.14%		Is likely to continue until I wish to leave
8	11.27%	2.07%		Not applicable
71 Respondents				
387 Responses				

Q30. Place of employment

Count	Percent	
60	100.00%	
60 Respondents		

Q31. What is your gender?

Count	Percent		
45	63.38%		Woman
23	32.39%		Man
1	1.41%		Genderqueer/Gender Non-Conforming
0	0.00%		Transgender Man
0	0.00%		Transgender Woman
2	2.82%		Prefer not to say
71	Respondents		

Q32. What is your age?

Count	Percent		
23	32.39%		20 - 24
33	46.48%		25 - 29
9	12.68%		30 - 34
2	2.82%		35 - 39
2	2.82%		40 - 44
1	1.41%		45 - 49
0	0.00%		50 or above
1	1.41%		Prefer not to say
71	Respondents		

Q33. What is your racial/ethnic identity?

Count	Percent		
2	2.82%		African American/Black, non-Hispanic
0	0.00%		Native American or Alaska Native
34	47.89%		Caucasian/White
15	21.13%		Mexican/Hispanic/Latino
10	14.08%		Asian
0	0.00%		Pacific Islander/Native Hawaiian
0	0.00%		Foreign/Nonresident Alien
7	9.86%		Other/multiracial
3	4.23%		Prefer not to say
71	Respondents		

Q34. Which of the following best describes you in relation to the degree(s) you received from Sacramento State?

Count	Percent		
71	100.00%		I received a Bachelor's degree only.
0	0.00%		I received a Master's degree only.
0	0.00%		I received both a Bachelor's and Master's degree.
0	0.00%		I do not have a degree from Sacramento State.
71	Respondents		

Q35. In what year did you receive your Bachelor's degree?

Count	Percent		
0	0.00%	<input type="checkbox"/>	2013
10	15.38%	<input type="checkbox"/>	2014
15	23.08%	<input type="checkbox"/>	2015
15	23.08%	<input type="checkbox"/>	2016
25	38.46%	<input type="checkbox"/>	2017
65 Respondents			

Q36. In what year did you receive your Master's degree?

Count	Percent		
0	0.00%	<input type="checkbox"/>	2013
0	0.00%	<input type="checkbox"/>	2014
0	0.00%	<input type="checkbox"/>	2015
0	0.00%	<input type="checkbox"/>	2016
0	0.00%	<input type="checkbox"/>	2017
0 Respondents			