

Ethnic Studies Alumni Survey

Description:

Date Created: 7/3/2017 5:59:38 PM

Date Range: 7/24/2017 9:00:00 AM - 8/28/2017 11:59:00 PM

Total Respondents: 46

Q1. Your individual responses will be held in the strictest confidence. In addition, all analysis and reporting generated from the data we collect will be based solely on aggregate statistics. Furthermore, providing your feedback could earn you a chance to receive a Sacramento State souvenir! However, if we don't know who you are, you can't win, so please provide the following information: (Optional)

Count	Respondent %	Response %	
39	100.00%	33.62%	First name:
39	100.00%	33.62%	Last name:
38	97.44%	32.76%	E-mail address:
39	Respondents		
116	Responses		

Q2. Among the following factors, which ONE was the MOST important in selecting your major?

Count	Percent	
19	42.22%	I enjoyed a course I had related to the major.
7	15.56%	I thought it would prepare me for a career in the field.
4	8.89%	I had always been interested in studying the major.
2	4.44%	I heard good things from peers about the major.
2	4.44%	My coursework at a community college led me to the major.
11	24.44%	I was impressed with the faculty in the major at Sacramento State.
45	Respondents	

Q3. Please indicate your level of satisfaction with the following: - The quality of faculty instruction you received in your major courses

Count	Percent	
28	63.64%	Very satisfied
10	22.73%	Somewhat satisfied
3	6.82%	Neutral
2	4.55%	Somewhat dissatisfied
1	2.27%	Very dissatisfied
44	Respondents	

Q4. Please indicate your level of satisfaction with the following: - The quality of the courses you took in your major

Count	Percent	
25	55.56%	Very satisfied
16	35.56%	Somewhat satisfied
3	6.67%	Neutral
0	0.00%	Somewhat dissatisfied
1	2.22%	Very dissatisfied
45	Respondents	

Q5. Please indicate your level of satisfaction with the following: - The intellectual challenge you received in the major

Count	Percent		
27	61.36%		Very satisfied
13	29.55%		Somewhat satisfied
3	6.82%		Neutral
0	0.00%		Somewhat dissatisfied
1	2.27%		Very dissatisfied
44	Respondents		

Q6. Please indicate your level of satisfaction with the following: - The ability of the department to schedule classes that would allow you to graduate within a reasonable period of time

Count	Percent		
31	70.45%		Very satisfied
7	15.91%		Somewhat satisfied
0	0.00%		Neutral
4	9.09%		Somewhat dissatisfied
2	4.55%		Very dissatisfied
44	Respondents		







Q7. Please indicate your level of satisfaction with the following: - Your overall experience in the major

Count	Percent		
31	70.45%		Very satisfied
9	20.45%		Somewhat satisfied
2	4.55%		Neutral
1	2.27%		Somewhat dissatisfied
1	2.27%		Very dissatisfied
44	Respondents		






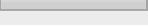
Q8. Please indicate your level of satisfaction with the following: - The level of preparation you received from the major in relation to succeeding in the world after college

Count	Percent		
19	42.22%		Very satisfied
16	35.56%		Somewhat satisfied
5	11.11%		Neutral
4	8.89%		Somewhat dissatisfied
1	2.22%		Very dissatisfied
45	Respondents		




Q9. Please indicate how well the curriculum in your program provided you with the following: - The discipline-specific skills needed to succeed in your chosen field

Count	Percent		
19	42.22%		Exceptionally well
17	37.78%		More than adequately
7	15.56%		Adequately
2	4.44%		Less than adequately
0	0.00%		Not at all
0	0.00%		Not applicable
45 Respondents			

Q10. Please indicate how well the curriculum in your program provided you with the following: - Understanding of the methods and practices of the profession

Count	Percent		
18	40.00%		Exceptionally well
16	35.56%		More than adequately
9	20.00%		Adequately
2	4.44%		Less than adequately
0	0.00%		Not at all
0	0.00%		Not applicable
45 Respondents			

Q11. To what extent did your major help you develop the following types of knowledge and proficiencies? - Careful reading (Reading is "the process of simultaneously extracting and constructing meaning through interaction and involvement with written language.")

Count	Percent		
31	72.09%		Considerably
10	23.26%		Sufficiently
2	4.65%		Somewhat
0	0.00%		Very little
43 Respondents			

Q12. To what extent did your major help you develop the following types of knowledge and proficiencies? - Critical thinking (Critical thinking is the intellectually disciplined process of actively and skillfully conceptualizing, applying, analyzing, synthesizing, and/or evaluating information gathered from, or generated by, observation, experience, reflection, reasoning, or communication, as a guide to belief and action.)

Count	Percent		
34	79.07%		Considerably
8	18.60%		Sufficiently
1	2.33%		Somewhat
0	0.00%		Very little
43 Respondents			

Q13. To what extent did your major help you develop the following types of knowledge and proficiencies? - Creative thinking (Creative thinking is both the capacity to combine or synthesize existing ideas, images, or expertise in original ways and the experience of thinking, reacting, and working in an imaginative way characterized by a high degree of innovation, divergent thinking, and risk taking.)

Count	Percent		
31	72.09%		Considerably
8	18.60%		Sufficiently
3	6.98%		Somewhat
1	2.33%		Very little
43	Respondents		

Q14. To what extent did your major help you develop the following types of knowledge and proficiencies? - Understanding and using quantitative information (Quantitative Literacy or Quantitative Reasoning is a competency and comfort in working with numerical data. Individuals with strong quantitative skills possess the ability to reason and solve quantitative problems from a wide array of contexts and situations. They understand and can create sophisticated arguments supported by quantitative evidence and they can clearly communicate those arguments in a variety of formats [using words, tables, graphs, mathematical equations, etc.]

Count	Percent		
20	46.51%		Considerably
14	32.56%		Sufficiently
3	6.98%		Somewhat
6	13.95%		Very little
43	Respondents		

Q15. To what extent did your major help you develop the following types of knowledge and proficiencies? - Information literacy and research skills (Information literacy is a set of abilities requiring individuals to "recognize when information is needed and have the ability to locate, evaluate, and use effectively the needed information.")

Count	Percent		
24	55.81%		Considerably
12	27.91%		Sufficiently
5	11.63%		Somewhat
2	4.65%		Very little
43	Respondents		

Q16. To what extent did your major help you develop the following types of knowledge and proficiencies? - Effective writing (Effective written communication is the development and expression of ideas in writing.)

Count	Percent		
30	69.77%		Considerably
12	27.91%		Sufficiently
1	2.33%		Somewhat
0	0.00%		Very little
43	Respondents		

Q17. To what extent did your major help you develop the following types of knowledge and proficiencies? - Effective oral communication (Oral communication is a prepared, purposeful presentation designed to increase knowledge, to foster understanding, or to promote change in the listeners' attitudes, values, beliefs, or behaviors.)

Count	Percent		
24	55.81%		Considerably
17	39.53%		Sufficiently
1	2.33%		Somewhat
1	2.33%		Very little
43	Respondents		

Q18. To what extent did your major help you develop the following types of knowledge and proficiencies? - Teamwork (Teamwork is behaviors under the control of individual team members [effort they put into team tasks, their manner of interacting with others on team, and the quantity and quality of contributions they make to team discussions].)

Count	Percent		
24	55.81%		Considerably
14	32.56%		Sufficiently
4	9.30%		Somewhat
1	2.33%		Very little
43	Respondents		

Q19. To what extent did your major help you develop the following types of knowledge and proficiencies? - Problem-solving (Problem solving is the process of designing, evaluating and implementing a strategy to answer an open-ended question or achieve a desired goal.)

Count	Percent		
19	44.19%		Considerably
17	39.53%		Sufficiently
5	11.63%		Somewhat
2	4.65%		Very little
43	Respondents		

Q20. To what extent did your major help you develop the following types of knowledge and proficiencies? - Ethical reasoning and action (Ethical reasoning is reasoning about right and wrong human conduct. It requires students to be able to assess their own ethical values and the social context of problems, recognize ethical issues in a variety of settings, think about how different ethical perspectives might be applied to ethical dilemmas and consider the ramifications of alternative actions.)

Count	Percent		
32	74.42%		Considerably
9	20.93%		Sufficiently
2	4.65%		Somewhat
0	0.00%		Very little
43	Respondents		

Q21. To what extent did your major help you develop the following types of knowledge and proficiencies? - Civic knowledge and engagement (Civic engagement is "working to make a difference in the civic life of our communities and developing the combination of knowledge, skills, values, and motivation to make that difference. It means promoting the quality of life in a community, through both political and non-political processes." In addition, civic engagement encompasses actions wherein individuals participate in activities of personal and public concern that are both individually life enriching and socially beneficial to the community.)

Count	Percent		
32	74.42%		Considerably
9	20.93%		Sufficiently
2	4.65%		Somewhat
0	0.00%		Very little
43	Respondents		

Q22. To what extent did your major help you develop the following types of knowledge and proficiencies? - Intercultural knowledge and competence (Intercultural knowledge and competence is "a set of cognitive, affective, and behavioral skills and characteristics that support effective and appropriate interaction in a variety of cultural contexts.")

Count	Percent		
36	83.72%		Considerably
4	9.30%		Sufficiently
3	6.98%		Somewhat
0	0.00%		Very little
43	Respondents		

Q23. To what extent did your major help you develop the following types of knowledge and proficiencies? - Foundations and skills for lifelong learning (Lifelong learning is "all purposeful learning activity, undertaken on an ongoing basis with the aim of improving knowledge, skills, and competence.")

Count	Percent		
31	72.09%		Considerably
8	18.60%		Sufficiently
3	6.98%		Somewhat
1	2.33%		Very little
43	Respondents		


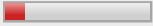





Q24. To what extent did your major help you develop the following types of knowledge and proficiencies? - The ability to integrate or connect ideas or information (Integrative learning is an understanding and a disposition that a student builds across the curriculum and co-curriculum, from making simple connections among ideas and experiences to synthesizing and transferring learning to new, complex situations within and beyond the campus.)

Count	Percent		
28	65.12%		Considerably
12	27.91%		Sufficiently
3	6.98%		Somewhat
0	0.00%		Very little
43	Respondents		

Q25. To what extent did your major help you develop the following types of knowledge and proficiencies? - The ability to apply your knowledge to new situations or problems

Count	Percent		
32	76.19%		Considerably
8	19.05%		Sufficiently
2	4.76%		Somewhat
0	0.00%		Very little
42	Respondents		

Q26. Which of the following best describes your current primary activity?

Count	Percent		
21	48.84%		Employed full-time
6	13.95%		Employed part-time
10	23.26%		Graduate/professional school full time
1	2.33%		Graduate/professional school part time
0	0.00%		Military service
3	6.98%		Not employed, seeking employment, admission to graduate school, or other opportunity
2	4.65%		Not employed by choice (homemaker, volunteer, traveling, etc.)
43	Respondents		

Q27. Which of the following best describes your career path since graduation? (Check all that apply)

Count	Respondent %	Response %		
7	16.28%	12.07%		Work in the private sector
9	20.93%	15.52%		Work in not-for-profit sector
24	55.81%	41.38%		Work in public sector "local, state, or federal government"
14	32.56%	24.14%		Graduate school
1	2.33%	1.72%		Career training or other instruction (non-graduate school)
3	6.98%	5.17%		None of the above
43 Respondents				
58 Responses				

Q28. How important to your current employer is your undergraduate degree?

Count	Percent		
19	44.19%		Very important
10	23.26%		Somewhat important
4	9.30%		Only slightly important
1	2.33%		Not important at all
9	20.93%		Not applicable
43 Respondents			









Q29. My current job: (Check all that apply)

Count	Respondent %	Response %		
11	25.58%	7.59%		Is related to my undergraduate major
27	62.79%	18.62%		Uses important skills I gained during college
14	32.56%	9.66%		Is related to my desired career path
20	46.51%	13.79%		Is work I find meaningful
27	62.79%	18.62%		Allows me to continue to grow and learn
10	23.26%	6.90%		Pays enough to support my desired lifestyle
16	37.21%	11.03%		Pays health insurance benefits
14	32.56%	9.66%		Is likely to continue until I wish to leave
6	13.95%	4.14%		Not applicable
43 Respondents				
145 Responses				

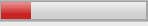


Q30. What is your gender?

Count	Percent		
30	73.17%		Female
10	24.39%		Male
1	2.44%		Prefer not to say
41 Respondents			





Q31. What is your age?

Count	Percent		
3	6.98%		20 - 24
31	72.09%		25 - 29
1	2.33%		30 - 34
2	4.65%		35 - 39
0	0.00%		40 - 44
2	4.65%		45 - 49
4	9.30%		50 or above
0	0.00%		Prefer not to say
43 Respondents			

Q32. What is your racial/ethnic identity?

Count	Percent		
9	20.93%		African American/Black, non-Hispanic
0	0.00%		Native American or Alaska Native
2	4.65%		Caucasian/White
20	46.51%		Mexican/Hispanic/Latino
6	13.95%		Asian
0	0.00%		Pacific Islander/Native Hawaiian
0	0.00%		Foreign/Nonresident Alien
5	11.63%		Other/multiracial
1	2.33%		Prefer not to say
43 Respondents			





Q33. Which of the following best describes you in relation to the degree(s) you received from Sacramento State?

Count	Percent		
41	95.35%		I received a Bachelor's degree only.
0	0.00%		I received a Master's degree only.
2	4.65%		I received both a Bachelor's and Master's degree.
0	0.00%		I do not have a degree from Sacramento State.
43 Respondents			

Q34. In what year did you receive your Bachelor's degree?

Count	Percent		
4	9.30%		2012
6	13.95%		2013
15	34.88%		2014
7	16.28%		2015
11	25.58%		2016
43 Respondents			

Q35. In what year did you receive your Master's degree?

Count	Percent		
0	0.00%		2012
0	0.00%		2013
0	0.00%		2014
0	0.00%		2015
2	100.00%		2016
2	Respondents		