

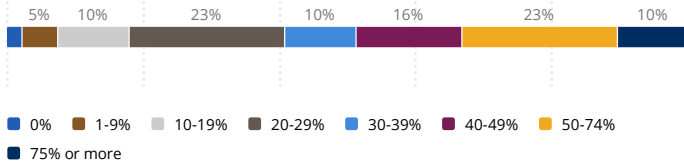
Course Time on Task, Course Goals

This page displays feature findings for how much percent of class time faculty spent on class activities (#26) and how faculty structure their selected course section so that students learn and develop certain skills (#31).

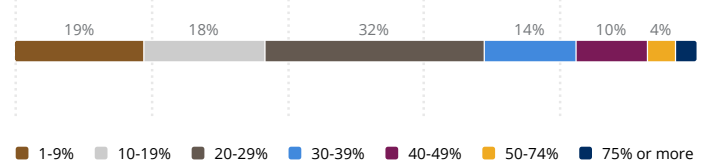
In your selected course section, about what percent of class time is spent on the following?

Response options: 0%, 1-9%, 10-19%, 20-29%, 30-39%, 40-49%, 50-74%, 75% or more

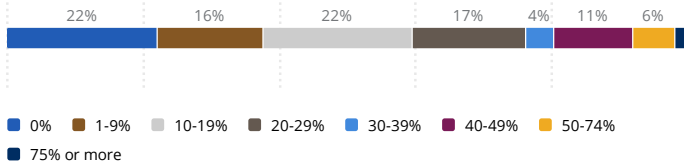
Lecture 96 ⓘ



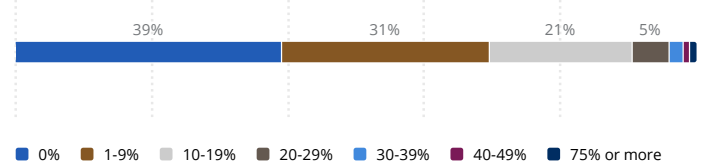
Discussion 96 ⓘ



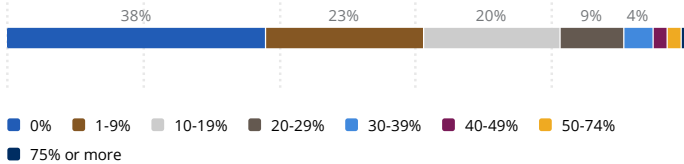
Small-group activities 96 ⓘ



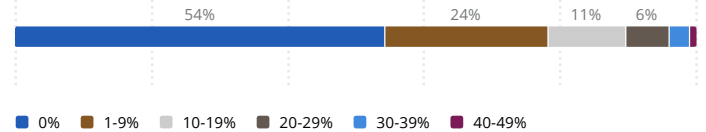
Student presentations or performances 95 ⓘ



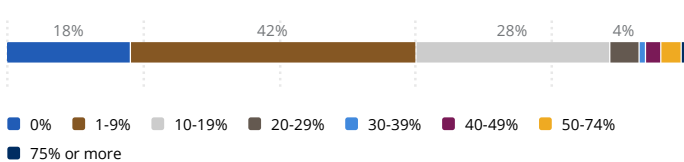
Independent student work (writing, painting, designing, etc.) 95 ⓘ



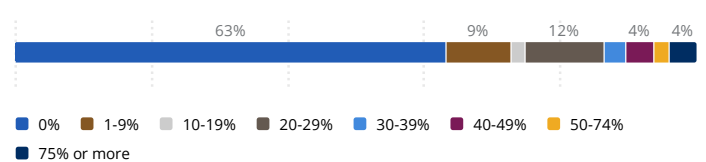
Movies, videos, music, or other performances not involving or produced by students 96 ⓘ



Assessing student learning (tests, evaluations, surveys, polls, etc.) 95 ⓘ



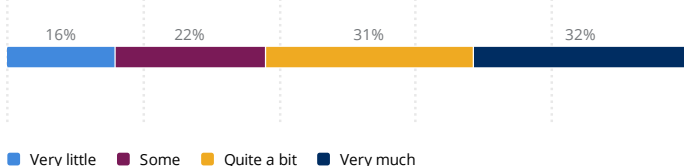
Experiential activities (labs, field work, clinical or field placements, etc.) 95 ⓘ



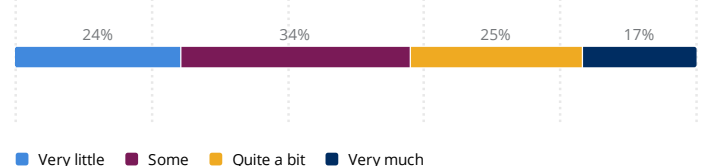
To what extent do you structure your selected course section so that students learn and develop in the following areas?

Response options: Very much, Quite a bit, Some, Very little

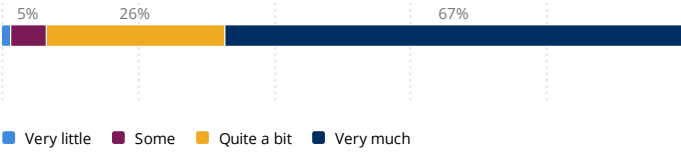
Writing clearly and effectively 95 ⓘ



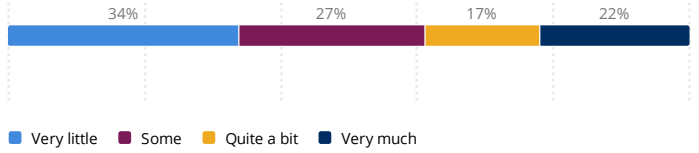
Speaking clearly and effectively 95 ⓘ



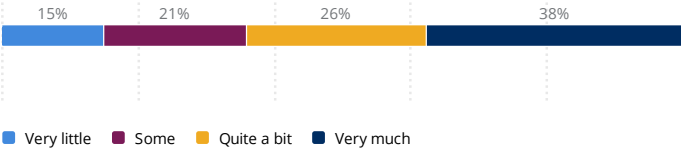
Thinking critically and analytically 95 ⓘ



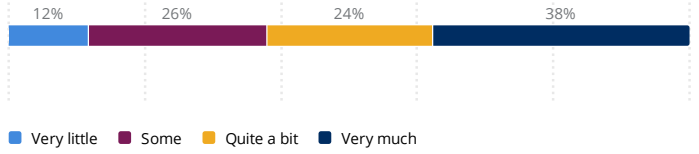
Analyzing numerical and statistical information 95 ⓘ



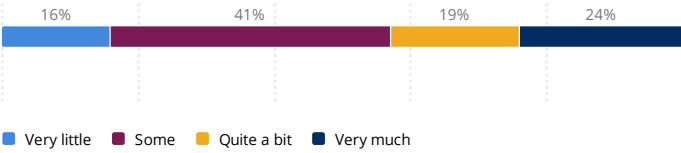
Acquiring job- or work-related knowledge and skills 95 ⓘ



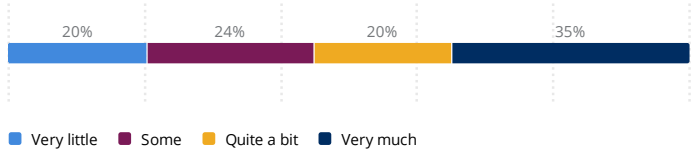
Working effectively with others 95 ⓘ



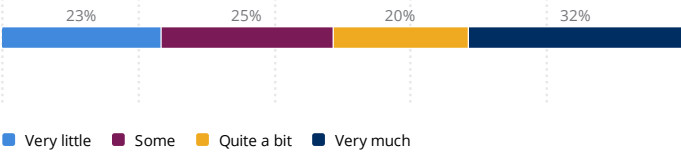
Developing or clarifying a personal code of values and ethics 95 ⓘ



Understanding people of other backgrounds (economic, racial/ethnic, political, religious, nationality, etc.) 94 ⓘ



Solving complex real-world problems 95 ⓘ



Being an informed and active citizen 95 ⓘ

