

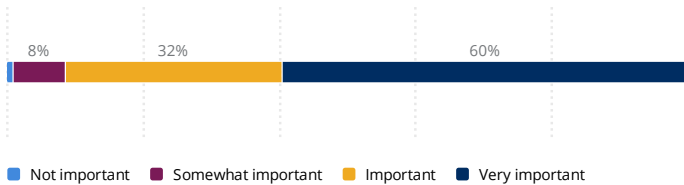
## Quality of Interactions, Supportive Environment

This page displays feature findings for how important faculty think it is that their institutions increase their emphasis on the supportive environment (#2b-g) and their perception of the quality of student interactions with people at their institutions (#4).

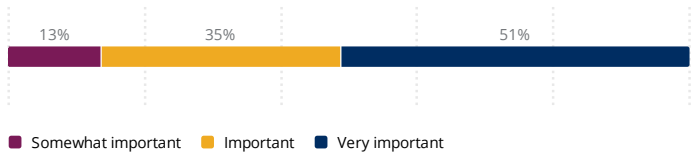
### How important is it to you that your institution increase its emphasis on each of the following?

Response options: Very important, Important, Somewhat important, Not important

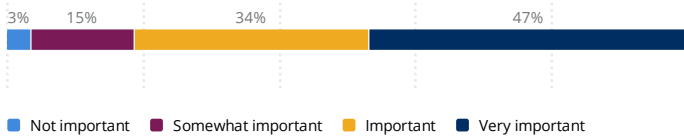
#### Providing support to help students succeed academically 119 ⓘ



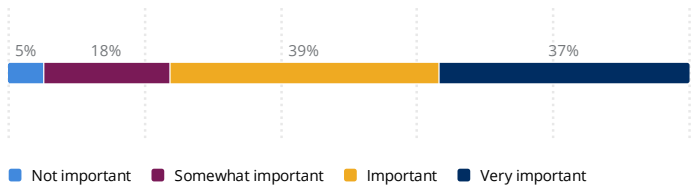
#### Students using learning support services (tutoring services, writing center, etc.) 119 ⓘ



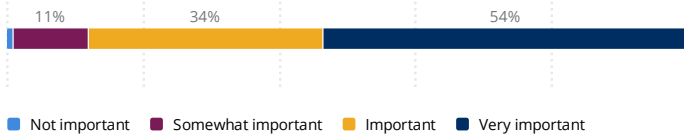
#### Encouraging contact among students from different backgrounds (social, racial/ethnic, religious, etc.) 119 ⓘ



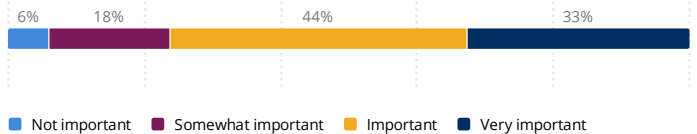
#### Providing opportunities for students to be involved socially 119 ⓘ



#### Providing support for students' overall well-being (recreation, health care, counseling, etc.) 119 ⓘ



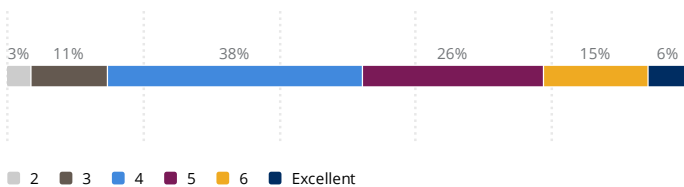
#### Helping students manage their non-academic responsibilities (work, family, etc.) 119 ⓘ



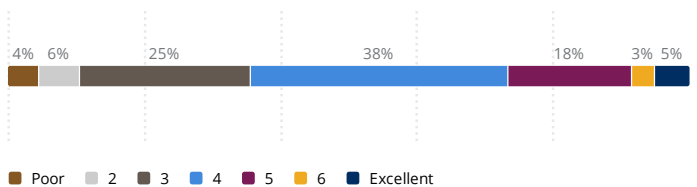
### Indicate your perception of the quality of student interactions with the following people at your institution.

Response options: Seven-point scale: Poor to Excellent

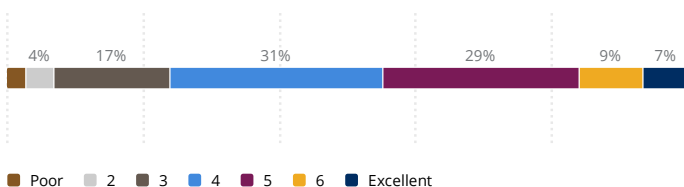
#### Other students 117 ⓘ



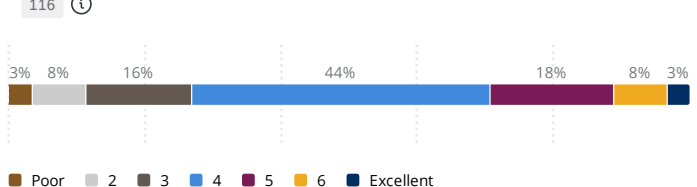
#### Academic advisors 116 ⓘ



#### Faculty 118 ⓘ



#### Student services staff (career services, student activities, housing, etc.) 116 ⓘ



Other administrative staff and offices (registrar, financial aid, etc.)

116 ⓘ

