

Government Alumni Survey

Description:

Date Created: 7/3/2017 5:00:14 PM

Date Range: 7/24/2017 9:00:00 AM - 8/28/2017 11:59:00 PM

Total Respondents: 144

Q1. Your individual responses will be held in the strictest confidence. In addition, all analysis and reporting generated from the data we collect will be based solely on aggregate statistics. Furthermore, providing your feedback could earn you a chance to receive a Sacramento State souvenir! However, if we don't know who you are, you can't win, so please provide the following information: (Optional)

Count	Respondent %	Response %	
123	99.19%	33.33%	First name:
123	99.19%	33.33%	Last name:
123	99.19%	33.33%	E-mail address:
124	Respondents		
369	Responses		

Q2. Among the following factors, which ONE was the MOST important in selecting your major?

Count	Percent		
17	11.97%		I enjoyed a course I had related to the major.
35	24.65%		I thought it would prepare me for a career in the field.
70	49.30%		I had always been interested in studying the major.
0	0.00%		I heard good things from peers about the major.
15	10.56%		My coursework at a community college led me to the major.
5	3.52%		I was impressed with the faculty in the major at Sacramento State.
142	Respondents		

Q3. Please indicate your level of satisfaction with the following: - The quality of faculty instruction you received in your major courses

Count	Percent		
66	46.48%		Very satisfied
54	38.03%		Somewhat satisfied
12	8.45%		Neutral
7	4.93%		Somewhat dissatisfied
3	2.11%		Very dissatisfied
142	Respondents		

Q4. Please indicate your level of satisfaction with the following: - The quality of the courses you took in your major

Count	Percent		
66	46.48%		Very satisfied
56	39.44%		Somewhat satisfied
11	7.75%		Neutral
7	4.93%		Somewhat dissatisfied
2	1.41%		Very dissatisfied
142	Respondents		

Q5. Please indicate your level of satisfaction with the following: - The intellectual challenge you received in the major

Count	Percent		
62	43.97%		Very satisfied
53	37.59%		Somewhat satisfied
20	14.18%		Neutral
5	3.55%		Somewhat dissatisfied
1	0.71%		Very dissatisfied
141	Respondents		

Q6. Please indicate your level of satisfaction with the following: - The ability of the department to schedule classes that would allow you to graduate within a reasonable period of time

Count	Percent		
75	53.19%		Very satisfied
36	25.53%		Somewhat satisfied
12	8.51%		Neutral
11	7.80%		Somewhat dissatisfied
7	4.96%		Very dissatisfied
141	Respondents		



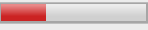



Q7. Please indicate your level of satisfaction with the following: - Your overall experience in the major

Count	Percent		
63	45.00%		Very satisfied
50	35.71%		Somewhat satisfied
14	10.00%		Neutral
11	7.86%		Somewhat dissatisfied
2	1.43%		Very dissatisfied
140	Respondents		





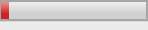

Q8. Please indicate your level of satisfaction with the following: - The level of preparation you received from the major in relation to succeeding in the world after college

Count	Percent		
34	24.11%		Very satisfied
33	23.40%		Somewhat satisfied
36	25.53%		Neutral
25	17.73%		Somewhat dissatisfied
13	9.22%		Very dissatisfied
141	Respondents		

Q9. Please indicate how well the curriculum in your program provided you with the following: - The discipline-specific skills needed to succeed in your chosen field

Count	Percent		
30	21.13%		Exceptionally well
33	23.24%		More than adequately
44	30.99%		Adequately
27	19.01%		Less than adequately
6	4.23%		Not at all
2	1.41%		Not applicable
142	Respondents		

Q10. Please indicate how well the curriculum in your program provided you with the following: - Understanding of the methods and practices of the profession

Count	Percent		
29	20.42%		Exceptionally well
34	23.94%		More than adequately
44	30.99%		Adequately
25	17.61%		Less than adequately
8	5.63%		Not at all
2	1.41%		Not applicable
142	Respondents		

Q11. To what extent did your major help you develop the following types of knowledge and proficiencies? - Careful reading (Reading is "the process of simultaneously extracting and constructing meaning through interaction and involvement with written language.")

Count	Percent		
71	52.59%		Considerably
46	34.07%		Sufficiently
16	11.85%		Somewhat
2	1.48%		Very little
135	Respondents		

Q12. To what extent did your major help you develop the following types of knowledge and proficiencies? - Critical thinking (Critical thinking is the intellectually disciplined process of actively and skillfully conceptualizing, applying, analyzing, synthesizing, and/or evaluating information gathered from, or generated by, observation, experience, reflection, reasoning, or communication, as a guide to belief and action.)

Count	Percent		
89	66.42%		Considerably
25	18.66%		Sufficiently
18	13.43%		Somewhat
2	1.49%		Very little
134	Respondents		

Q13. To what extent did your major help you develop the following types of knowledge and proficiencies? - Creative thinking (Creative thinking is both the capacity to combine or synthesize existing ideas, images, or expertise in original ways and the experience of thinking, reacting, and working in an imaginative way characterized by a high degree of innovation, divergent thinking, and risk taking.)

Count	Percent		
48	35.82%		Considerably
48	35.82%		Sufficiently
24	17.91%		Somewhat
14	10.45%		Very little
134	Respondents		

Q14. To what extent did your major help you develop the following types of knowledge and proficiencies? - Understanding and using quantitative information (Quantitative Literacy or Quantitative Reasoning is a competency and comfort in working with numerical data. Individuals with strong quantitative skills possess the ability to reason and solve quantitative problems from a wide array of contexts and situations. They understand and can create sophisticated arguments supported by quantitative evidence and they can clearly communicate those arguments in a variety of formats [using words, tables, graphs, mathematical equations, etc.]

Count	Percent		
42	31.11%		Considerably
51	37.78%		Sufficiently
27	20.00%		Somewhat
15	11.11%		Very little
135	Respondents		

Q15. To what extent did your major help you develop the following types of knowledge and proficiencies? - Information literacy and research skills (Information literacy is a set of abilities requiring individuals to "recognize when information is needed and have the ability to locate, evaluate, and use effectively the needed information.")

Count	Percent		
64	47.41%		Considerably
49	36.30%		Sufficiently
20	14.81%		Somewhat
2	1.48%		Very little
135	Respondents		

Q16. To what extent did your major help you develop the following types of knowledge and proficiencies? - Effective writing (Effective written communication is the development and expression of ideas in writing.)

Count	Percent		
67	50.38%		Considerably
47	35.34%		Sufficiently
19	14.29%		Somewhat
0	0.00%		Very little
133	Respondents		

Q17. To what extent did your major help you develop the following types of knowledge and proficiencies? - Effective oral communication (Oral communication is a prepared, purposeful presentation designed to increase knowledge, to foster understanding, or to promote change in the listeners' attitudes, values, beliefs, or behaviors.)

Count	Percent		
43	31.85%		Considerably
56	41.48%		Sufficiently
27	20.00%		Somewhat
9	6.67%		Very little
135	Respondents		

Q18. To what extent did your major help you develop the following types of knowledge and proficiencies? - Teamwork (Teamwork is behaviors under the control of individual team members [effort they put into team tasks, their manner of interacting with others on team, and the quantity and quality of contributions they make to team discussions].)

Count	Percent		
32	23.70%		Considerably
50	37.04%		Sufficiently
35	25.93%		Somewhat
18	13.33%		Very little
135	Respondents		

Q19. To what extent did your major help you develop the following types of knowledge and proficiencies? - Problem-solving (Problem solving is the process of designing, evaluating and implementing a strategy to answer an open-ended question or achieve a desired goal.)

Count	Percent		
42	31.34%		Considerably
47	35.07%		Sufficiently
36	26.87%		Somewhat
9	6.72%		Very little
134	Respondents		

Q20. To what extent did your major help you develop the following types of knowledge and proficiencies? - Ethical reasoning and action (Ethical reasoning is reasoning about right and wrong human conduct. It requires students to be able to assess their own ethical values and the social context of problems, recognize ethical issues in a variety of settings, think about how different ethical perspectives might be applied to ethical dilemmas and consider the ramifications of alternative actions.)

Count	Percent		
59	44.70%		Considerably
36	27.27%		Sufficiently
28	21.21%		Somewhat
9	6.82%		Very little
132	Respondents		

Q21. To what extent did your major help you develop the following types of knowledge and proficiencies? - Civic knowledge and engagement (Civic engagement is "working to make a difference in the civic life of our communities and developing the combination of knowledge, skills, values, and motivation to make that difference. It means promoting the quality of life in a community, through both political and non-political processes." In addition, civic engagement encompasses actions wherein individuals participate in activities of personal and public concern that are both individually life enriching and socially beneficial to the community.)

Count	Percent		
67	49.63%		Considerably
35	25.93%		Sufficiently
22	16.30%		Somewhat
11	8.15%		Very little
135	Respondents		

Q22. To what extent did your major help you develop the following types of knowledge and proficiencies? - Intercultural knowledge and competence (Intercultural knowledge and competence is "a set of cognitive, affective, and behavioral skills and characteristics that support effective and appropriate interaction in a variety of cultural contexts.")

Count	Percent		
51	39.84%		Considerably
33	25.78%		Sufficiently
30	23.44%		Somewhat
14	10.94%		Very little
128	Respondents		

Q23. To what extent did your major help you develop the following types of knowledge and proficiencies? - Foundations and skills for lifelong learning (Lifelong learning is "all purposeful learning activity, undertaken on an ongoing basis with the aim of improving knowledge, skills, and competence.")

Count	Percent		
54	41.54%		Considerably
41	31.54%		Sufficiently
25	19.23%		Somewhat
10	7.69%		Very little
130	Respondents		








Q24. To what extent did your major help you develop the following types of knowledge and proficiencies? - The ability to integrate or connect ideas or information (Integrative learning is an understanding and a disposition that a student builds across the curriculum and co-curriculum, from making simple connections among ideas and experiences to synthesizing and transferring learning to new, complex situations within and beyond the campus.)

Count	Percent		
66	50.77%		Considerably
46	35.38%		Sufficiently
14	10.77%		Somewhat
4	3.08%		Very little
130	Respondents		






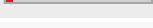
Q25. To what extent did your major help you develop the following types of knowledge and proficiencies? - The ability to apply your knowledge to new situations or problems

Count	Percent		
49	39.20%		Considerably
46	36.80%		Sufficiently
21	16.80%		Somewhat
9	7.20%		Very little
125	Respondents		




Q26. Which of the following best describes your current primary activity?

Count	Percent		
96	73.28%		Employed full-time
10	7.63%		Employed part-time
9	6.87%		Graduate/professional school full time
3	2.29%		Graduate/professional school part time
1	0.76%		Military service
7	5.34%		Not employed, seeking employment, admission to graduate school, or other opportunity
5	3.82%		Not employed by choice (homemaker, volunteer, traveling, etc.)
131	Respondents		










Q27. Which of the following best describes your career path since graduation? (Check all that apply)

Count	Respondent %	Response %		
44	33.59%	24.04%		Work in the private sector
31	23.66%	16.94%		Work in not-for-profit sector
57	43.51%	31.15%		Work in public sector "local, state, or federal government"
37	28.24%	20.22%		Graduate school
5	3.82%	2.73%		Career training or other instruction (non-graduate school)
9	6.87%	4.92%		None of the above
131	Respondents			
183	Responses			




Q28. How important to your current employer is your undergraduate degree?

Count	Percent		
43	33.08%		Very important
29	22.31%		Somewhat important
24	18.46%		Only slightly important
17	13.08%		Not important at all
17	13.08%		Not applicable
130	Respondents		









Q29. My current job: (Check all that apply)

Count	Respondent %	Response %		
57	44.53%	10.96%		Is related to my undergraduate major
65	50.78%	12.50%		Uses important skills I gained during college
64	50.00%	12.31%		Is related to my desired career path
60	46.88%	11.54%		Is work I find meaningful
73	57.03%	14.04%		Allows me to continue to grow and learn
45	35.16%	8.65%		Pays enough to support my desired lifestyle
66	51.56%	12.69%		Pays health insurance benefits
70	54.69%	13.46%		Is likely to continue until I wish to leave
20	15.63%	3.85%		Not applicable
128	Respondents			
520	Responses			

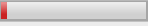




Q30. What is your gender?

Count	Percent		
55	42.64%		Female
72	55.81%		Male
2	1.55%		Prefer not to say
129	Respondents		





Q31. What is your age?

Count	Percent		
28	21.54%		20 - 24
64	49.23%		25 - 29
21	16.15%		30 - 34
5	3.85%		35 - 39
2	1.54%		40 - 44
4	3.08%		45 - 49
4	3.08%		50 or above
2	1.54%		Prefer not to say
130 Respondents			

Q32. What is your racial/ethnic identity?

Count	Percent		
5	3.85%		African American/Black, non-Hispanic
0	0.00%		Native American or Alaska Native
65	50.00%		Caucasian/White
22	16.92%		Mexican/Hispanic/Latino
10	7.69%		Asian
3	2.31%		Pacific Islander/Native Hawaiian
0	0.00%		Foreign/Nonresident Alien
13	10.00%		Other/multiracial
12	9.23%		Prefer not to say
130 Respondents			






Q33. Which of the following best describes you in relation to the degree(s) you received from Sacramento State?

Count	Percent		
113	86.92%		I received a Bachelor's degree only.
8	6.15%		I received a Master's degree only.
9	6.92%		I received both a Bachelor's and Master's degree.
0	0.00%		I do not have a degree from Sacramento State.
130 Respondents			








Q34. In what year did you receive your Bachelor's degree?

Count	Percent		
15	12.50%		2012
19	15.83%		2013
27	22.50%		2014
33	27.50%		2015
26	21.67%		2016
120 Respondents			











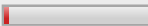
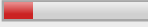

Q35. In what year did you receive your Master's degree?

Count	Percent		
1	6.25%		2012
1	6.25%		2013
2	12.50%		2014
6	37.50%		2015
6	37.50%		2016
16	Respondents		








Q36. In which part of the public sector do you (or have you) worked? (Check all the apply)

Count	Respondent %	Response %	
7	12.50%	9.59%	 City government
7	12.50%	9.59%	 County government
2	3.57%	2.74%	 Special district
27	48.21%	36.99%	 State agency, please specify:
20	35.71%	27.40%	 California legislature
10	17.86%	13.70%	 Federal government, please specify:
0	0.00%	0.00%	 Foreign government
56	Respondents		
73	Responses		











Q37. Which of the following activities did you participate in while a student at Sacramento State? (Check all that apply)

Count	Respondent %	Response %	
10	7.81%	4.98%	 Model UN
41	32.03%	20.40%	 Odyssey Mentor Program
40	31.25%	19.90%	 Internship in Sacramento
0	0.00%	0.00%	 Internship in Washington DC
7	5.47%	3.48%	 Study abroad
9	7.03%	4.48%	 Independent study (GOVT 199)
10	7.81%	4.98%	 Teaching assistant
5	3.91%	2.49%	 Research assistant
18	14.06%	8.96%	 Pi Sigma Alpha honor society
9	7.03%	4.48%	 ASI student government
4	3.13%	1.99%	 ASI Lobby Corp
7	5.47%	3.48%	 Phi Alpha Delta Pre-Law Fraternity
41	32.03%	20.40%	 I did not participate in any of these activities
128	Respondents		
201	Responses		

Q38. What best describes what prevented you from participating in activities while a student at Sacramento State? (Check all that apply)

Count	Respondent %	Response %		
21	16.15%	9.05%		Uninterested in available activities
22	16.92%	9.48%		Family obligations
67	51.54%	28.88%		Work obligations
39	30.00%	16.81%		Unavailable at time of day or days when activities occurred
39	30.00%	16.81%		No time outside of class work
18	13.85%	7.76%		Other, please specify:
26	20.00%	11.21%		I participated in all activities I wanted to while a student at Sacramento State
130	Respondents			
232	Responses			

Q39. What additional opportunities do you wish were available while you were a student at Sacramento State?

Count	Percent		
21	17.07%		Career advising from faculty
11	8.94%		Career job fairs
5	4.07%		Other career advising, please specify:
9	7.32%		Guest speakers on campus
2	1.63%		Alumni networking events
21	17.07%		Connections to downtown Sacramento
5	4.07%		Social events with Government department faculty
8	6.50%		Social events with other Government major students
14	11.38%		Government department lounge or study area
13	10.57%		Research talks by Government department faculty
14	11.38%		Other, please specify:
123	Respondents		

Q40. What was your major at Sacramento State?

Count	Percent		
86	66.15%		Government
35	26.92%		Government - International Relations
9	6.92%		Government - Journalism
130	Respondents		