

Liberal Studies

Description:

Date Created: 8/6/2018 2:42:40 PM

Date Range: 8/27/2018 9:00:00 AM - 10/7/2018 11:59:00 PM

Total Respondents: 66

Q1. Your individual responses will be held in the strictest confidence. In addition, all analysis and reporting generated from the data we collect will be based solely on aggregate statistics. Furthermore, providing your feedback could earn you a chance to receive Sacramento State Alumni Merchandise! However, if we don't know who you are, you can't win, so please provide the following information: (Optional)

Count	Respondent %	Response %		
60	100.00%	33.71%		First name:
60	100.00%	33.71%		Last name:
58	96.67%	32.58%		E-mail address:
60	Respondents			
178	Responses			

Q2. Among the following factors, which ONE was the MOST important in selecting your major?

Count	Percent		
2	3.03%		I enjoyed a course I had related to the major.
39	59.09%		I thought it would prepare me for a career in the field.
17	25.76%		I had always been interested in studying the major.
0	0.00%		I heard good things from peers about the major.
7	10.61%		My coursework at a community college led me to the major.
1	1.52%		I was impressed with the faculty in the major at Sacramento State.
66	Respondents		

Q3. How likely are you to recommend the Sacramento State Liberal Studies Program to others who are interested in the field?

Count	Percent		
35	53.03%		Very likely
30	45.45%		Likely
0	0.00%		Unlikely
1	1.52%		Very unlikely
66	Respondents		

Q4. Please indicate your level of satisfaction with the following: - The quality of faculty instruction you received in your major courses

Count	Percent		
37	56.92%		Very satisfied
20	30.77%		Somewhat satisfied
5	7.69%		Neutral
2	3.08%		Somewhat dissatisfied
1	1.54%		Very dissatisfied
65	Respondents		

Q5. Please indicate your level of satisfaction with the following: - The quality of the courses you took in your major

Count	Percent		
35	53.85%		Very satisfied
22	33.85%		Somewhat satisfied
7	10.77%		Neutral
1	1.54%		Somewhat dissatisfied
0	0.00%		Very dissatisfied
65	Respondents		

Q6. Please indicate your level of satisfaction with the following: - The intellectual challenge you received in the major

Count	Percent		
31	50.00%		Very satisfied
20	32.26%		Somewhat satisfied
6	9.68%		Neutral
4	6.45%		Somewhat dissatisfied
1	1.61%		Very dissatisfied
62	Respondents		

Q7. Please indicate your level of satisfaction with the following: - The ability of the department to schedule classes that would allow you to graduate within a reasonable period of time

Count	Percent		
41	63.08%		Very satisfied
10	15.38%		Somewhat satisfied
6	9.23%		Neutral
5	7.69%		Somewhat dissatisfied
3	4.62%		Very dissatisfied
65	Respondents		







Q8. Please indicate your level of satisfaction with the following: - Your overall experience in the major

Count	Percent		
40	63.49%		Very satisfied
21	33.33%		Somewhat satisfied
0	0.00%		Neutral
1	1.59%		Somewhat dissatisfied
1	1.59%		Very dissatisfied
63	Respondents		






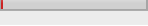
Q9. Please indicate your level of satisfaction with the following: - The level of preparation you received from the major in relation to succeeding in the world after college

Count	Percent		
24	36.36%		Very satisfied
26	39.39%		Somewhat satisfied
10	15.15%		Neutral
3	4.55%		Somewhat dissatisfied
3	4.55%		Very dissatisfied
66	Respondents		

Q10. Please indicate how well the curriculum in your program provided you with the following: - The discipline-specific skills needed to succeed in your chosen field

Count	Percent		
19	28.79%		Exceptionally well
20	30.30%		More than adequately
22	33.33%		Adequately
4	6.06%		Less than adequately
0	0.00%		Not at all
1	1.52%		Not applicable
66	Respondents		

Q11. Please indicate how well the curriculum in your program provided you with the following: - Understanding of the methods and practices of the profession

Count	Percent		
18	27.27%		Exceptionally well
21	31.82%		More than adequately
19	28.79%		Adequately
6	9.09%		Less than adequately
1	1.52%		Not at all
1	1.52%		Not applicable
66	Respondents		

Q12. To what extent did your major help you develop the following types of knowledge and proficiencies? - Careful reading (Reading is "the process of simultaneously extracting and constructing meaning through interaction and involvement with written language.")

Count	Percent		
20	33.90%		Considerably
31	52.54%		Sufficiently
6	10.17%		Somewhat
2	3.39%		Very little
59	Respondents		

Q13. To what extent did your major help you develop the following types of knowledge and proficiencies? - Critical thinking (Critical thinking is the intellectually disciplined process of actively and skillfully conceptualizing, applying, analyzing, synthesizing, and/or evaluating information gathered from, or generated by, observation, experience, reflection, reasoning, or communication, as a guide to belief and action.)

Count	Percent		
31	52.54%		Considerably
23	38.98%		Sufficiently
5	8.47%		Somewhat
0	0.00%		Very little
59	Respondents		

Q14. To what extent did your major help you develop the following types of knowledge and proficiencies? - Creative thinking (Creative thinking is both the capacity to combine or synthesize existing ideas, images, or expertise in original ways and the experience of thinking, reacting, and working in an imaginative way characterized by a high degree of innovation, divergent thinking, and risk taking.)

Count	Percent		
29	51.79%		Considerably
22	39.29%		Sufficiently
5	8.93%		Somewhat
0	0.00%		Very little
56	Respondents		


Q15. To what extent did your major help you develop the following types of knowledge and proficiencies? - Understanding and using quantitative information (Quantitative Literacy or Quantitative Reasoning is a competency and comfort in working with numerical data. Individuals with strong quantitative skills possess the ability to reason and solve quantitative problems from a wide array of contexts and situations. They understand and can create sophisticated arguments supported by quantitative evidence and they can clearly communicate those arguments in a variety of formats [using words, tables, graphs, mathematical equations, etc.]

Count	Percent		
21	35.59%		Considerably
26	44.07%		Sufficiently
9	15.25%		Somewhat
3	5.08%		Very little
59	Respondents		

Q16. To what extent did your major help you develop the following types of knowledge and proficiencies? - Information literacy and research skills (Information literacy is a set of abilities requiring individuals to "recognize when information is needed and have the ability to locate, evaluate, and use effectively the needed information.")

Count	Percent		
29	49.15%		Considerably
20	33.90%		Sufficiently
9	15.25%		Somewhat
1	1.69%		Very little
59	Respondents		

Q17. To what extent did your major help you develop the following types of knowledge and proficiencies? - Effective writing (Effective written communication is the development and expression of ideas in writing.)

Count	Percent		
27	45.76%		Considerably
26	44.07%		Sufficiently
4	6.78%		Somewhat
2	3.39%		Very little
59	Respondents		

Q18. To what extent did your major help you develop the following types of knowledge and proficiencies? - Effective oral communication (Oral communication is a prepared, purposeful presentation designed to increase knowledge, to foster understanding, or to promote change in the listeners' attitudes, values, beliefs, or behaviors.)

Count	Percent		
28	48.28%		Considerably
21	36.21%		Sufficiently
6	10.34%		Somewhat
3	5.17%		Very little
58	Respondents		

Q19. To what extent did your major help you develop the following types of knowledge and proficiencies? - Teamwork (Teamwork is behaviors under the control of individual team members [effort they put into team tasks, their manner of interacting with others on team, and the quantity and quality of contributions they make to team discussions].)

Count	Percent		
37	64.91%		Considerably
15	26.32%		Sufficiently
4	7.02%		Somewhat
1	1.75%		Very little
57	Respondents		

Q20. To what extent did your major help you develop the following types of knowledge and proficiencies? - Problem-solving (Problem solving is the process of designing, evaluating and implementing a strategy to answer an open-ended question or achieve a desired goal.)

Count	Percent		
29	49.15%		Considerably
24	40.68%		Sufficiently
6	10.17%		Somewhat
0	0.00%		Very little
59	Respondents		

Q21. To what extent did your major help you develop the following types of knowledge and proficiencies? - Ethical reasoning and action (Ethical reasoning is reasoning about right and wrong human conduct. It requires students to be able to assess their own ethical values and the social context of problems, recognize ethical issues in a variety of settings, think about how different ethical perspectives might be applied to ethical dilemmas and consider the ramifications of alternative actions.)

Count	Percent		
29	50.00%		Considerably
12	20.69%		Sufficiently
12	20.69%		Somewhat
5	8.62%		Very little
58	Respondents		

Q22. To what extent did your major help you develop the following types of knowledge and proficiencies? - Civic knowledge and engagement (Civic engagement is "working to make a difference in the civic life of our communities and developing the combination of knowledge, skills, values, and motivation to make that difference. It means promoting the quality of life in a community, through both political and non-political processes." In addition, civic engagement encompasses actions wherein individuals participate in activities of personal and public concern that are both individually life enriching and socially beneficial to the community.)

Count	Percent		
22	37.29%		Considerably
19	32.20%		Sufficiently
12	20.34%		Somewhat
6	10.17%		Very little
59	Respondents		

Q23. To what extent did your major help you develop the following types of knowledge and proficiencies? - Intercultural knowledge and competence (Intercultural knowledge and competence is "a set of cognitive, affective, and behavioral skills and characteristics that support effective and appropriate interaction in a variety of cultural contexts.")

Count	Percent		
24	43.64%		Considerably
14	25.45%		Sufficiently
11	20.00%		Somewhat
6	10.91%		Very little
55	Respondents		

Q24. To what extent did your major help you develop the following types of knowledge and proficiencies? - Foundations and skills for lifelong learning (Lifelong learning is "all purposeful learning activity, undertaken on an ongoing basis with the aim of improving knowledge, skills, and competence.")

Count	Percent		
30	55.56%		Considerably
18	33.33%		Sufficiently
5	9.26%		Somewhat
1	1.85%		Very little
54	Respondents		

Q25. To what extent did your major help you develop the following types of knowledge and proficiencies? - The ability to integrate or connect ideas or information (Integrative learning is an understanding and a disposition that a student builds across the curriculum and co-curriculum, from making simple connections among ideas and experiences to synthesizing and transferring learning to new, complex situations within and beyond the campus.)

Count	Percent		
25	45.45%		Considerably
21	38.18%		Sufficiently
8	14.55%		Somewhat
1	1.82%		Very little
55	Respondents		

Q26. To what extent did your major help you develop the following types of knowledge and proficiencies? - The ability to apply your knowledge to new situations or problems

Count	Percent		
23	43.40%		Considerably
24	45.28%		Sufficiently
6	11.32%		Somewhat
0	0.00%		Very little
53	Respondents		






Q27. To what extent did your major help you develop the following types of knowledge and proficiencies? - How satisfied were you with the quality of advising you received in the Liberal Studies Program?

Count	Percent		
28	50.00%		Considerably
13	23.21%		Sufficiently
10	17.86%		Somewhat
5	8.93%		Very little
56	Respondents		







Q28. How often did you seek advising?

Count	Percent		
9	16.07%		1-2 times
21	37.50%		3-4 times
26	46.43%		5 or more times
56	Respondents		




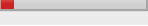

Q29. Which of the following best describes your current primary activity?

Count	Percent		
31	55.36%		Employed full-time
5	8.93%		Employed part-time
12	21.43%		Graduate/professional school full time
0	0.00%		Graduate/professional school part time
0	0.00%		Military service
4	7.14%		Not employed, seeking employment, admission to graduate school, or other opportunity
4	7.14%		Not employed by choice (homemaker, volunteer, traveling, etc.)
56 Respondents			










Q30. Which of the following best describes your career path since graduation? (Check all that apply)

Count	Respondent %	Response %	
11	19.64%	15.07%	 Work in the private sector
5	8.93%	6.85%	 Work in not-for-profit sector
26	46.43%	35.62%	 Work in public sector "local, state, or federal government"
19	33.93%	26.03%	 Graduate school
4	7.14%	5.48%	 Career training or other instruction (non-graduate school)
8	14.29%	10.96%	 None of the above
56 Respondents			
73 Responses			







Q31. How important to your current employer is your undergraduate degree?









Count	Percent		
27	48.21%		Very important
12	21.43%		Somewhat important
5	8.93%		Only slightly important
5	8.93%		Not important at all
7	12.50%		Not applicable
56 Respondents			




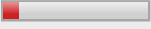




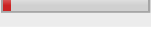
Q32. My current job: (Check all that apply)

Count	Respondent %	Response %	
33	60.00%	15.00%	 Is related to my undergraduate major
25	45.45%	11.36%	 Uses important skills I gained during college
28	50.91%	12.73%	 Is related to my desired career path
26	47.27%	11.82%	 Is work I find meaningful
30	54.55%	13.64%	 Allows me to continue to grow and learn
17	30.91%	7.73%	 Pays enough to support my desired lifestyle
24	43.64%	10.91%	 Pays health insurance benefits
29	52.73%	13.18%	 Is likely to continue until I wish to leave
8	14.55%	3.64%	 Not applicable
55 Respondents			
220 Responses			





Q33. Place of employment		
Count	Percent	
48	100.00%	
48	Respondents	

Q34. What is your gender?			
Count	Percent		
52	92.86%		Woman
3	5.36%		Man
0	0.00%		Genderqueer/Gender Non-Conforming
0	0.00%		Transgender Man
0	0.00%		Transgender Woman
1	1.79%		Prefer not to say
56	Respondents		

Q35. What is your age?			
Count	Percent		
14	25.00%		20 - 24
30	53.57%		25 - 29
3	5.36%		30 - 34
3	5.36%		35 - 39
3	5.36%		40 - 44
0	0.00%		45 - 49
3	5.36%		50 or above
0	0.00%		Prefer not to say
56	Respondents		

Q36. What is your racial/ethnic identity?			
Count	Percent		
1	1.79%		African American/Black, non-Hispanic
1	1.79%		Native American or Alaska Native
34	60.71%		Caucasian/White
6	10.71%		Mexican/Hispanic/Latino
7	12.50%		Asian
0	0.00%		Pacific Islander/Native Hawaiian
0	0.00%		Foreign/Nonresident Alien
4	7.14%		Other/multiracial
3	5.36%		Prefer not to say
56	Respondents		


Q37. Which of the following best describes you in relation to the degree(s) you received from Sacramento State?

Count	Percent		
56	100.00%		I received a Bachelor's degree only.
0	0.00%		I received a Master's degree only.
0	0.00%		I received both a Bachelor's and Master's degree.
0	0.00%		I do not have a degree from Sacramento State.
56	Respondents		

Q38. In what year did you receive your Bachelor's degree?

Count	Percent		
1	1.96%		2013
8	15.69%		2014
11	21.57%		2015
10	19.61%		2016
21	41.18%		2017
51	Respondents		

Q39. In what year did you receive your Master's degree?

Count	Percent		
0	0.00%		2013
0	0.00%		2014
0	0.00%		2015
0	0.00%		2016
0	0.00%		2017
0	Respondents		

Q40. The biggest obstacle in the Sac State Liberal Studies Program was:

Count	Percent	
48	100.00%	
48	Respondents	

Q41. The biggest benefit in the Sac State Liberal Studies Program was:

Count	Percent	
48	100.00%	
48	Respondents	