

Psychology Alumni Survey

Description:

Date Created: 8/6/2018 2:46:03 PM

Date Range: 8/27/2018 9:00:00 AM - 10/7/2018 11:59:00 PM

Total Respondents: 231

Q1. Your individual responses will be held in the strictest confidence. In addition, all analysis and reporting generated from the data we collect will be based solely on aggregate statistics. Furthermore, providing your feedback could earn you a chance to receive Sacramento State Alumni Merchandise! However, if we don't know who you are you can't win, so please provide the following information (optional):

Count	Respondent %	Response %	
212	100.00%	33.54%	First name:
210	99.06%	33.23%	Last name:
210	99.06%	33.23%	E-mail address:
212	Respondents		
632	Responses		

Q2. Among the following factors which ONE was the MOST important in selecting your major?

Count	Percent	
40	17.54%	I enjoyed a course I had related to the major.
49	21.49%	I thought it would prepare me for a career in the field.
90	39.47%	I had always been interested in studying the major.
0	0.00%	I heard good things from peers about the major.
44	19.30%	My coursework at a community college led me to the major.
5	2.19%	I was impressed with the faculty in the major at Sacramento State.
228	Respondents	

Q3. Please indicate your level of satisfaction with the following: - The quality of faculty instruction you received in your major courses

Count	Percent	
134	58.01%	Very satisfied
71	30.74%	Somewhat satisfied
16	6.93%	Neutral
8	3.46%	Somewhat dissatisfied
2	0.87%	Very dissatisfied
231	Respondents	

Q4. Please indicate your level of satisfaction with the following: - The quality of the courses you took in your major

Count	Percent	
132	57.89%	Very satisfied
73	32.02%	Somewhat satisfied
15	6.58%	Neutral
5	2.19%	Somewhat dissatisfied
3	1.32%	Very dissatisfied
228	Respondents	

Q5. Please indicate your level of satisfaction with the following: - The intellectual challenge you received in the major

Count	Percent		
128	56.89%		Very satisfied
62	27.56%		Somewhat satisfied
27	12.00%		Neutral
5	2.22%		Somewhat dissatisfied
3	1.33%		Very dissatisfied
225	Respondents		

Q6. Please indicate your level of satisfaction with the following: - The ability of the department to schedule classes that would allow you to graduate within a reasonable period of time

Count	Percent		
106	46.29%		Very satisfied
60	26.20%		Somewhat satisfied
26	11.35%		Neutral
28	12.23%		Somewhat dissatisfied
9	3.93%		Very dissatisfied
229	Respondents		







Q7. Please indicate your level of satisfaction with the following: - Your overall experience in the major

Count	Percent		
125	57.34%		Very satisfied
64	29.36%		Somewhat satisfied
18	8.26%		Neutral
8	3.67%		Somewhat dissatisfied
3	1.38%		Very dissatisfied
218	Respondents		






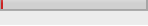
Q8. Please indicate your level of satisfaction with the following: - The level of preparation you received from the major in relation to succeeding in the world after college

Count	Percent		
75	32.61%		Very satisfied
66	28.70%		Somewhat satisfied
52	22.61%		Neutral
26	11.30%		Somewhat dissatisfied
11	4.78%		Very dissatisfied
230	Respondents		



Q9. Please indicate how well the curriculum in your program provided you with the following: - The discipline-specific skills needed to succeed in your chosen field

Count	Percent		
61	26.52%		Exceptionally well
74	32.17%		More than adequately
72	31.30%		Adequately
13	5.65%		Less than adequately
6	2.61%		Not at all
4	1.74%		Not applicable
230	Respondents		

Q10. Please indicate how well the curriculum in your program provided you with the following: - Understanding of the methods and practices of the profession

Count	Percent		
74	32.17%		Exceptionally well
67	29.13%		More than adequately
63	27.39%		Adequately
16	6.96%		Less than adequately
7	3.04%		Not at all
3	1.30%		Not applicable
230	Respondents		

Q11. To what extent did your major help you develop the following types of knowledge and proficiencies? - Careful reading (Reading is "the process of simultaneously extracting and constructing meaning through interaction and involvement with written language.")

Count	Percent		
112	52.58%		Considerably
69	32.39%		Sufficiently
26	12.21%		Somewhat
6	2.82%		Very little
213	Respondents		

Q12. To what extent did your major help you develop the following types of knowledge and proficiencies? - Critical thinking (Critical thinking is the intellectually disciplined process of actively and skillfully conceptualizing, applying, analyzing, synthesizing, and/or evaluating information gathered from, or generated by, observation, experience, reflection, reasoning, or communication, as a guide to belief and action.)

Count	Percent		
142	66.67%		Considerably
53	24.88%		Sufficiently
14	6.57%		Somewhat
4	1.88%		Very little
213	Respondents		

Q13. To what extent did your major help you develop the following types of knowledge and proficiencies? - Creative thinking (Creative thinking is both the capacity to combine or synthesize existing ideas, images, or expertise in original ways and the experience of thinking, reacting, and working in an imaginative way characterized by a high degree of innovation, divergent thinking, and risk taking.)

Count	Percent		
78	38.81%		Considerably
71	35.32%		Sufficiently
43	21.39%		Somewhat
9	4.48%		Very little
201	Respondents		

Q14. To what extent did your major help you develop the following types of knowledge and proficiencies? - Understanding and using quantitative information (Quantitative Literacy or Quantitative Reasoning is a competency and comfort in working with numerical data. Individuals with strong quantitative skills possess the ability to reason and solve quantitative problems from a wide array of contexts and situations. They understand and can create sophisticated arguments supported by quantitative evidence and they can clearly communicate those arguments in a variety of formats [using words, tables, graphs, mathematical equations, etc.]

Count	Percent		
124	58.22%		Considerably
58	27.23%		Sufficiently
26	12.21%		Somewhat
5	2.35%		Very little
213	Respondents		

Q15. To what extent did your major help you develop the following types of knowledge and proficiencies? - Information literacy and research skills (Information literacy is a set of abilities requiring individuals to "recognize when information is needed and have the ability to locate, evaluate, and use effectively the needed information.")

Count	Percent		
133	62.44%		Considerably
61	28.64%		Sufficiently
18	8.45%		Somewhat
1	0.47%		Very little
213	Respondents		

Q16. To what extent did your major help you develop the following types of knowledge and proficiencies? - Effective writing (Effective written communication is the development and expression of ideas in writing.)

Count	Percent		
117	57.35%		Considerably
62	30.39%		Sufficiently
19	9.31%		Somewhat
6	2.94%		Very little
204	Respondents		

Q17. To what extent did your major help you develop the following types of knowledge and proficiencies? - Effective oral communication (Oral communication is a prepared, purposeful presentation designed to increase knowledge, to foster understanding, or to promote change in the listeners' attitudes, values, beliefs, or behaviors.)

Count	Percent		
77	36.49%		Considerably
86	40.76%		Sufficiently
40	18.96%		Somewhat
8	3.79%		Very little
211	Respondents		

Q18. To what extent did your major help you develop the following types of knowledge and proficiencies? - Teamwork (Teamwork is behaviors under the control of individual team members [effort they put into team tasks, their manner of interacting with others on team, and the quantity and quality of contributions they make to team discussions].)

Count	Percent		
89	42.18%		Considerably
63	29.86%		Sufficiently
50	23.70%		Somewhat
9	4.27%		Very little
211	Respondents		


Q19. To what extent did your major help you develop the following types of knowledge and proficiencies? - Problem-solving (Problem solving is the process of designing, evaluating and implementing a strategy to answer an open-ended question or achieve a desired goal.)

Count	Percent		
106	50.00%		Considerably
76	35.85%		Sufficiently
28	13.21%		Somewhat
2	0.94%		Very little
212	Respondents		



Q20. To what extent did your major help you develop the following types of knowledge and proficiencies? - Ethical reasoning and action (Ethical reasoning is reasoning about right and wrong human conduct. It requires students to be able to assess their own ethical values and the social context of problems, recognize ethical issues in a variety of settings, think about how different ethical perspectives might be applied to ethical dilemmas and consider the ramifications of alternative actions.)

Count	Percent		
138	66.03%		Considerably
52	24.88%		Sufficiently
19	9.09%		Somewhat
0	0.00%		Very little
209	Respondents		

Q21. To what extent did your major help you develop the following types of knowledge and proficiencies? - Civic knowledge and engagement (Civic engagement is "working to make a difference in the civic life of our communities and developing the combination of knowledge, skills, values and motivation to make that difference. It means promoting the quality of life in a community, through both political and non-political processes." In addition, civic engagement encompasses actions wherein individuals participate in activities of personal and public concern that are both individually life enriching and socially beneficial to the community.)

Count	Percent		
94	44.13%		Considerably
71	33.33%		Sufficiently
33	15.49%		Somewhat
15	7.04%		Very little
213	Respondents		

Q22. To what extent did your major help you develop the following types of knowledge and proficiencies? - Intercultural knowledge and competence (Intercultural knowledge and competence is "a set of cognitive, affective, and behavioral skills and characteristics that support effective and appropriate interaction in a variety of cultural contexts.")

Count	Percent		
121	59.02%		Considerably
51	24.88%		Sufficiently
27	13.17%		Somewhat
6	2.93%		Very little
205	Respondents		


Q23. To what extent did your major help you develop the following types of knowledge and proficiencies? - Foundations and skills for lifelong learning (Lifelong learning is "all purposeful learning activity, undertaken on an ongoing basis with the aim of improving knowledge, skills and competence.")

Count	Percent		
97	47.78%		Considerably
72	35.47%		Sufficiently
31	15.27%		Somewhat
3	1.48%		Very little
203	Respondents		








Q24. To what extent did your major help you develop the following types of knowledge and proficiencies? - The ability to integrate or connect ideas or information (Integrative learning is an understanding and a disposition that a student builds across the curriculum and co-curriculum, from making simple connections among ideas and experiences to synthesizing and transferring learning to new, complex situations within and beyond the campus.)

Count	Percent		
111	54.15%		Considerably
77	37.56%		Sufficiently
16	7.80%		Somewhat
1	0.49%		Very little
205	Respondents		







Q25. To what extent did your major help you develop the following types of knowledge and proficiencies? - The ability to apply your knowledge to new situations or problems

Count	Percent		
104	53.89%		Considerably
71	36.79%		Sufficiently
16	8.29%		Somewhat
2	1.04%		Very little
193	Respondents		




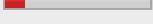

Q26. Which of the following best describes your current primary activity?

Count	Percent		
105	51.22%		Employed full time
24	11.71%		Employed part time
43	20.98%		Graduate/professional school full time
7	3.41%		Graduate/professional school part time
2	0.98%		Military service
17	8.29%		Not employed, seeking employment, admission to graduate school, or other opportunity
7	3.41%		Not employed by choice (homemaker, volunteer, traveling, etc.)
205	Respondents		










Q27. Which of the following best describes your career path since graduation? (Check all that apply)

Count	Respondent %	Response %		
52	25.37%	17.93%		Work in private sector
53	25.85%	18.28%		Work in not-for-profit sector
69	33.66%	23.79%		Work in public sector "local, state, or federal government"
85	41.46%	29.31%		Graduate school
9	4.39%	3.10%		Career training or other instruction (non-graduate school)
22	10.73%	7.59%		None of the above
205	Respondents			
290	Responses			

Q28. How important to your current employer is your undergraduate degree?

Count	Percent		
55	30.90%		Very important
60	33.71%		Somewhat important
24	13.48%		Only slightly important
24	13.48%		Not important at all
15	8.43%		Not applicable
178	Respondents		

Q29. My current job: (Check all that apply)

Count	Respondent %	Response %		
84	47.46%	10.95%		Is related to my undergraduate major
115	64.97%	14.99%		Uses important skills I gained during college
85	48.02%	11.08%		Is related to my desired career path
100	56.50%	13.04%		Is work I find meaningful
114	64.41%	14.86%		Allows me to continue to grow and learn
62	35.03%	8.08%		Pays enough to support my desired lifestyle
86	48.59%	11.21%		Pays health insurance benefits
104	58.76%	13.56%		Is likely to continue until I wish to leave
17	9.60%	2.22%		Not applicable
177	Respondents			
767	Responses			

Q30. Place of employment

Count	Percent	
177	100.00%	
177	Respondents	

Q31. What is your gender?

Count	Percent		
164	80.39%		Woman
35	17.16%		Man
2	0.98%		Genderqueer/Gender Non-Conforming
1	0.49%		Transgender Man
0	0.00%		Transgender Woman
2	0.98%		Prefer not to say
204	Respondents		

Q32. What is your age?

Count	Percent		
50	24.39%		20 - 24
111	54.15%		25 - 29
24	11.71%		30 - 34
6	2.93%		35 - 39
2	0.98%		40 - 44
3	1.46%		45 - 49
9	4.39%		50 or above
0	0.00%		Prefer not to say
205	Respondents		

Q33. What is your racial/ethnic identity?

Count	Percent		
17	8.33%		African American/Black, non-Hispanic
0	0.00%		Native American or Alaska Native
82	40.20%		Caucasian/White
52	25.49%		Mexican/Hispanic/Latino
23	11.27%		Asian
1	0.49%		Pacific Islander/Native Hawaiian
0	0.00%		Foreign/Nonresident Alien
26	12.75%		Other/multiracial
3	1.47%		Prefer not to say
204	Respondents		

Q34. Which of the following best describes you in relation to the degree(s) you received from Sacramento State?

Count	Percent		
186	90.73%		I received a Bachelor's degree only.
7	3.41%		I received a Master's degree only.
12	5.85%		I received both a Bachelor's and Master's degree.
0	0.00%		I do not have a degree from Sacramento State.
205	Respondents		

Q35. In what year did you receive your Bachelor's degree?

Count	Percent		
4	2.15%		2013
38	20.43%		2014
30	16.13%		2015
49	26.34%		2016
65	34.95%		2017
186	Respondents		

Q36. In what year did you receive your Master's degree?

Count	Percent		
0	0.00%		2013
2	12.50%		2014
3	18.75%		2015
1	6.25%		2016
10	62.50%		2017
16	Respondents		






Q37. Which of the following statements about psychology faculty did you find to be true in your experience? (Check all that apply)

Count	Respondent %	Response %	
155	77.50%	32.02%	Faculty appeared to be professionally active.
185	92.50%	38.22%	Faculty appeared to be knowledgeable in their field.
144	72.00%	29.75%	Faculty appeared to be current in their field.
200	Respondents		
484	Responses		

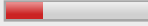




Q38. In which of the following areas did you receive sufficient training (Check all that apply)

Count	Respondent %	Response %	
146	73.00%	10.58%	Conducting literature searches
174	87.00%	12.61%	Acquiring information from research articles
138	69.00%	10.00%	Conducting research studies
147	73.50%	10.65%	Analyzing data using statistical procedures
153	76.50%	11.09%	Organizing information to prepare for oral or written reports
114	57.00%	8.26%	Presenting information in an oral report
158	79.00%	11.45%	Writing research reports
166	83.00%	12.03%	Utilizing critical thinking skills
184	92.00%	13.33%	Understanding psychological concepts
200	Respondents		
1380	Responses		

Q39. How well did the curriculum in psychology provide you with an understanding of diverse populations?

Count	Percent		
84	41.79%		Exceptionally well
69	34.33%		More than adequately
41	20.40%		Adequately
5	2.49%		Less than adequately
2	1.00%		Not at all
201	Respondents		

Q40. Which of the following activities did you engage in? (Check all that apply)

Count	Respondent %	Response %		
82	40.80%	26.11%		Fieldwork/internship(s) for course credit
60	29.85%	19.11%		Research assistantship(s) at Sacramento State
66	32.84%	21.02%		Teaching-related opportunities (e.g. serving as a tutor, instructional student assistant, teaching associate, teaching assistant, supplemental instructor, or similar)
34	16.92%	10.83%		Mentoring as a Prospects Peer Mentor
72	35.82%	22.93%		Presenting research at Sacramento State or at a professional conference
201	Respondents			
314	Responses			

Q41. Please provide any comments or feedback with regard to areas the Psychology Department does well in, as well areas that need improvement.

Count	Percent	
89	100.00%	
89	Respondents	