

# Recreation, Parks & Tourism Administration Alumni Survey

Description:

Date Created: 7/3/2017 5:52:20 PM

Date Range: 7/24/2017 9:00:00 AM - 8/28/2017 11:59:00 PM

Total Respondents: 112

Q1. Your individual responses will be held in the strictest confidence. In addition, all analysis and reporting generated from the data we collect will be based solely on aggregate statistics. Furthermore, providing your feedback could earn you a chance to receive a Sacramento State souvenir! However, if we don't know who you are, you can't win, so please provide the following information: (Optional)

Count	Respondent %	Response %	
99	99.00%	33.22%	
99	99.00%	33.22%	
100	100.00%	33.56%	
100	Respondents		
298	Responses		

Q2. Among the following factors, which ONE was the MOST important in selecting your major?

Count	Percent		
18	16.07%		I enjoyed a course I had related to the major.
48	42.86%		I thought it would prepare me for a career in the field.
15	13.39%		I had always been interested in studying the major.
15	13.39%		I heard good things from peers about the major.
8	7.14%		My coursework at a community college led me to the major.
8	7.14%		I was impressed with the faculty in the major at Sacramento State.
112	Respondents		

Q3. Please indicate your level of satisfaction with the following: - The quality of faculty instruction you received in your major courses

Count	Percent		
70	63.06%		Very satisfied
36	32.43%		Somewhat satisfied
2	1.80%		Neutral
3	2.70%		Somewhat dissatisfied
0	0.00%		Very dissatisfied
111	Respondents		

Q4. Please indicate your level of satisfaction with the following: - The quality of the courses you took in your major

Count	Percent		
59	53.64%		Very satisfied
43	39.09%		Somewhat satisfied
4	3.64%		Neutral
4	3.64%		Somewhat dissatisfied
0	0.00%		Very dissatisfied
110	Respondents		

Q5. Please indicate your level of satisfaction with the following: - The intellectual challenge you received in the major

Count	Percent		
51	46.36%		Very satisfied
39	35.45%		Somewhat satisfied
16	14.55%		Neutral
3	2.73%		Somewhat dissatisfied
1	0.91%		Very dissatisfied
110	Respondents		

Q6. Please indicate your level of satisfaction with the following: - The ability of the department to schedule classes that would allow you to graduate within a reasonable period of time

Count	Percent		
72	64.86%		Very satisfied
26	23.42%		Somewhat satisfied
4	3.60%		Neutral
4	3.60%		Somewhat dissatisfied
5	4.50%		Very dissatisfied
111	Respondents		


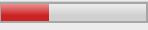


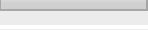

Q7. Please indicate your level of satisfaction with the following: - Your overall experience in the major

Count	Percent		
77	70.64%		Very satisfied
28	25.69%		Somewhat satisfied
2	1.83%		Neutral
2	1.83%		Somewhat dissatisfied
0	0.00%		Very dissatisfied
109	Respondents		







Q8. Please indicate your level of satisfaction with the following: - The level of preparation you received from the major in relation to succeeding in the world after college

Count	Percent		
54	49.54%		Very satisfied
33	30.28%		Somewhat satisfied
10	9.17%		Neutral
12	11.01%		Somewhat dissatisfied
0	0.00%		Very dissatisfied
109	Respondents		

Q9. Please indicate how well the curriculum in your program provided you with the following: - The discipline-specific skills needed to succeed in your chosen field

Count	Percent		
35	31.53%		Exceptionally well
37	33.33%		More than adequately
32	28.83%		Adequately
6	5.41%		Less than adequately
0	0.00%		Not at all
1	0.90%		Not applicable
111	Respondents		

Q10. Please indicate how well the curriculum in your program provided you with the following: - Understanding of the methods and practices of the profession

Count	Percent		
42	37.84%		Exceptionally well
39	35.14%		More than adequately
24	21.62%		Adequately
5	4.50%		Less than adequately
0	0.00%		Not at all
1	0.90%		Not applicable
111	Respondents		

Q11. To what extent did your major help you develop the following types of knowledge and proficiencies? - Careful reading (Reading is "the process of simultaneously extracting and constructing meaning through interaction and involvement with written language.")

Count	Percent		
43	41.35%		Considerably
45	43.27%		Sufficiently
11	10.58%		Somewhat
5	4.81%		Very little
104	Respondents		

Q12. To what extent did your major help you develop the following types of knowledge and proficiencies? - Critical thinking (Critical thinking is the intellectually disciplined process of actively and skillfully conceptualizing, applying, analyzing, synthesizing, and/or evaluating information gathered from, or generated by, observation, experience, reflection, reasoning, or communication, as a guide to belief and action.)

Count	Percent		
70	66.67%		Considerably
27	25.71%		Sufficiently
7	6.67%		Somewhat
1	0.95%		Very little
105	Respondents		

Q13. To what extent did your major help you develop the following types of knowledge and proficiencies? - Creative thinking (Creative thinking is both the capacity to combine or synthesize existing ideas, images, or expertise in original ways and the experience of thinking, reacting, and working in an imaginative way characterized by a high degree of innovation, divergent thinking, and risk taking.)

Count	Percent		
72	69.90%		Considerably
24	23.30%		Sufficiently
7	6.80%		Somewhat
0	0.00%		Very little
103	Respondents		

Q14. To what extent did your major help you develop the following types of knowledge and proficiencies? - Understanding and using quantitative information (Quantitative Literacy or Quantitative Reasoning is a competency and comfort in working with numerical data. Individuals with strong quantitative skills possess the ability to reason and solve quantitative problems from a wide array of contexts and situations. They understand and can create sophisticated arguments supported by quantitative evidence and they can clearly communicate those arguments in a variety of formats [using words, tables, graphs, mathematical equations, etc.]

Count	Percent		
43	40.95%		Considerably
43	40.95%		Sufficiently
15	14.29%		Somewhat
4	3.81%		Very little
105	Respondents		

Q15. To what extent did your major help you develop the following types of knowledge and proficiencies? - Information literacy and research skills (Information literacy is a set of abilities requiring individuals to "recognize when information is needed and have the ability to locate, evaluate, and use effectively the needed information.")

Count	Percent		
58	54.72%		Considerably
33	31.13%		Sufficiently
12	11.32%		Somewhat
3	2.83%		Very little
106	Respondents		

Q16. To what extent did your major help you develop the following types of knowledge and proficiencies? - Effective writing (Effective written communication is the development and expression of ideas in writing.)

Count	Percent		
49	48.51%		Considerably
40	39.60%		Sufficiently
9	8.91%		Somewhat
3	2.97%		Very little
101	Respondents		

Q17. To what extent did your major help you develop the following types of knowledge and proficiencies? - Effective oral communication (Oral communication is a prepared, purposeful presentation designed to increase knowledge, to foster understanding, or to promote change in the listeners' attitudes, values, beliefs, or behaviors.)

Count	Percent		
56	53.33%		Considerably
43	40.95%		Sufficiently
5	4.76%		Somewhat
1	0.95%		Very little
105	Respondents		


Q18. To what extent did your major help you develop the following types of knowledge and proficiencies? - Teamwork (Teamwork is behaviors under the control of individual team members [effort they put into team tasks, their manner of interacting with others on team, and the quantity and quality of contributions they make to team discussions].)

Count	Percent		
85	81.73%		Considerably
13	12.50%		Sufficiently
6	5.77%		Somewhat
0	0.00%		Very little
104	Respondents		

Q19. To what extent did your major help you develop the following types of knowledge and proficiencies? - Problem-solving (Problem solving is the process of designing, evaluating and implementing a strategy to answer an open-ended question or achieve a desired goal.)

Count	Percent		
56	54.90%		Considerably
36	35.29%		Sufficiently
8	7.84%		Somewhat
2	1.96%		Very little
102	Respondents		

Q20. To what extent did your major help you develop the following types of knowledge and proficiencies? - Ethical reasoning and action (Ethical reasoning is reasoning about right and wrong human conduct. It requires students to be able to assess their own ethical values and the social context of problems, recognize ethical issues in a variety of settings, think about how different ethical perspectives might be applied to ethical dilemmas and consider the ramifications of alternative actions.)

Count	Percent		
69	65.71%		Considerably
28	26.67%		Sufficiently
7	6.67%		Somewhat
1	0.95%		Very little
105	Respondents		

Q21. To what extent did your major help you develop the following types of knowledge and proficiencies? - Civic knowledge and engagement (Civic engagement is "working to make a difference in the civic life of our communities and developing the combination of knowledge, skills, values, and motivation to make that difference. It means promoting the quality of life in a community, through both political and non-political processes." In addition, civic engagement encompasses actions wherein individuals participate in activities of personal and public concern that are both individually life enriching and socially beneficial to the community.)

Count	Percent		
71	66.98%		Considerably
26	24.53%		Sufficiently
8	7.55%		Somewhat
1	0.94%		Very little
106	Respondents		

Q22. To what extent did your major help you develop the following types of knowledge and proficiencies? - Intercultural knowledge and competence (Intercultural knowledge and competence is "a set of cognitive, affective, and behavioral skills and characteristics that support effective and appropriate interaction in a variety of cultural contexts.")

Count	Percent		
49	47.12%		Considerably
37	35.58%		Sufficiently
14	13.46%		Somewhat
4	3.85%		Very little
104	Respondents		

Q23. To what extent did your major help you develop the following types of knowledge and proficiencies? - Foundations and skills for lifelong learning (Lifelong learning is "all purposeful learning activity, undertaken on an ongoing basis with the aim of improving knowledge, skills, and competence.")

Count	Percent		
59	56.73%		Considerably
31	29.81%		Sufficiently
14	13.46%		Somewhat
0	0.00%		Very little
104	Respondents		


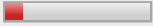





Q24. To what extent did your major help you develop the following types of knowledge and proficiencies? - The ability to integrate or connect ideas or information (Integrative learning is an understanding and a disposition that a student builds across the curriculum and co-curriculum, from making simple connections among ideas and experiences to synthesizing and transferring learning to new, complex situations within and beyond the campus.)

Count	Percent		
61	59.22%		Considerably
36	34.95%		Sufficiently
5	4.85%		Somewhat
1	0.97%		Very little
103	Respondents		

Q25. To what extent did your major help you develop the following types of knowledge and proficiencies? - The ability to apply your knowledge to new situations or problems

Count	Percent		
54	52.94%		Considerably
38	37.25%		Sufficiently
9	8.82%		Somewhat
1	0.98%		Very little
102	Respondents		

Q26. Which of the following best describes your current primary activity?

Count	Percent		
81	77.14%		Employed full-time
13	12.38%		Employed part-time
1	0.95%		Graduate/professional school full time
1	0.95%		Graduate/professional school part time
0	0.00%		Military service
5	4.76%		Not employed, seeking employment, admission to graduate school, or other opportunity
4	3.81%		Not employed by choice (homemaker, volunteer, traveling, etc.)
105	Respondents		

Q27. Which of the following best describes your career path since graduation? (Check all that apply)

Count	Respondent %	Response %		
38	36.19%	28.57%		Work in the private sector
16	15.24%	12.03%		Work in not-for-profit sector
57	54.29%	42.86%		Work in public sector "local, state, or federal government"
13	12.38%	9.77%		Graduate school
5	4.76%	3.76%		Career training or other instruction (non-graduate school)
4	3.81%	3.01%		None of the above
105	Respondents			
133	Responses			

Q28. How important to your current employer is your undergraduate degree?

Count	Percent		
52	50.00%		Very important
28	26.92%		Somewhat important
14	13.46%		Only slightly important
5	4.81%		Not important at all
5	4.81%		Not applicable
104	Respondents		









Q29. My current job: (Check all that apply)

Count	Respondent %	Response %		
69	66.35%	13.24%		Is related to my undergraduate major
72	69.23%	13.82%		Uses important skills I gained during college
59	56.73%	11.32%		Is related to my desired career path
60	57.69%	11.52%		Is work I find meaningful
67	64.42%	12.86%		Allows me to continue to grow and learn
56	53.85%	10.75%		Pays enough to support my desired lifestyle
62	59.62%	11.90%		Pays health insurance benefits
71	68.27%	13.63%		Is likely to continue until I wish to leave
5	4.81%	0.96%		Not applicable
104	Respondents			
521	Responses			



Q30. What is your gender?

Count	Percent		
69	66.35%		Female
34	32.69%		Male
1	0.96%		Prefer not to say
104	Respondents		





Q31. What is your age?

Count	Percent		
20	19.05%		20 - 24
52	49.52%		25 - 29
17	16.19%		30 - 34
6	5.71%		35 - 39
4	3.81%		40 - 44
1	0.95%		45 - 49
3	2.86%		50 or above
2	1.90%		Prefer not to say
105	Respondents		

Q32. What is your racial/ethnic identity?

Count	Percent		
2	1.92%		African American/Black, non-Hispanic
0	0.00%		Native American or Alaska Native
57	54.81%		Caucasian/White
19	18.27%		Mexican/Hispanic/Latino
15	14.42%		Asian
2	1.92%		Pacific Islander/Native Hawaiian
0	0.00%		Foreign/Nonresident Alien
5	4.81%		Other/multiracial
4	3.85%		Prefer not to say
104	Respondents		

Q33. Which of the following best describes you in relation to the degree(s) you received from Sacramento State?





Count	Percent		
94	89.52%		I received a Bachelor's degree only.
5	4.76%		I received a Master's degree only.
6	5.71%		I received both a Bachelor's and Master's degree.
0	0.00%		I do not have a degree from Sacramento State.
105	Respondents		

Q34. In what year did you receive your Bachelor's degree?

Count	Percent		
20	20.83%		2012
14	14.58%		2013
14	14.58%		2014
16	16.67%		2015
32	33.33%		2016
96	Respondents		



Q35. In what year did you receive your Master's degree?

Count	Percent		
0	0.00%		2012
4	36.36%		2013
3	27.27%		2014
1	9.09%		2015
3	27.27%		2016
11	Respondents		