

Sociology Alumni Survey

Description:

Date Created: 7/3/2017 5:20:42 PM

Date Range: 7/24/2017 9:00:00 AM - 8/28/2017 11:59:00 PM

Total Respondents: 219

Q1. Your individual responses will be held in the strictest confidence. In addition, all analysis and reporting generated from the data we collect will be based solely on aggregate statistics. Furthermore, providing your feedback could earn you a chance to receive a Sacramento State souvenir! However, if we don't know who you are, you can't win, so please provide the following information: (Optional)

Count	Respondent %	Response %	
199	99.50%	33.50%	First name:
198	99.00%	33.33%	Last name:
197	98.50%	33.16%	E-mail address:
200	Respondents		
594	Responses		

Q2. Among the following factors, which ONE was the MOST important in selecting your major?

Count	Percent		
91	42.33%		I enjoyed a course I had related to the major.
27	12.56%		I thought it would prepare me for a career in the field.
27	12.56%		I had always been interested in studying the major.
8	3.72%		I heard good things from peers about the major.
50	23.26%		My coursework at a community college led me to the major.
12	5.58%		I was impressed with the faculty in the major at Sacramento State.
215	Respondents		

Q3. Please indicate your level of satisfaction with the following: - The quality of faculty instruction you received in your major courses

Count	Percent		
138	63.59%		Very satisfied
69	31.80%		Somewhat satisfied
4	1.84%		Neutral
3	1.38%		Somewhat dissatisfied
3	1.38%		Very dissatisfied
217	Respondents		

Q4. Please indicate your level of satisfaction with the following: - The quality of the courses you took in your major

Count	Percent		
121	56.02%		Very satisfied
77	35.65%		Somewhat satisfied
9	4.17%		Neutral
6	2.78%		Somewhat dissatisfied
3	1.39%		Very dissatisfied
216	Respondents		

Q5. Please indicate your level of satisfaction with the following: - The intellectual challenge you received in the major

Count	Percent		
125	58.41%		Very satisfied
61	28.50%		Somewhat satisfied
15	7.01%		Neutral
9	4.21%		Somewhat dissatisfied
4	1.87%		Very dissatisfied
214	Respondents		

Q6. Please indicate your level of satisfaction with the following: - The ability of the department to schedule classes that would allow you to graduate within a reasonable period of time

Count	Percent		
96	44.44%		Very satisfied
60	27.78%		Somewhat satisfied
23	10.65%		Neutral
22	10.19%		Somewhat dissatisfied
15	6.94%		Very dissatisfied
216	Respondents		







Q7. Please indicate your level of satisfaction with the following: - Your overall experience in the major

Count	Percent		
139	66.19%		Very satisfied
55	26.19%		Somewhat satisfied
7	3.33%		Neutral
6	2.86%		Somewhat dissatisfied
3	1.43%		Very dissatisfied
210	Respondents		






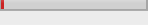
Q8. Please indicate your level of satisfaction with the following: - The level of preparation you received from the major in relation to succeeding in the world after college

Count	Percent		
77	35.65%		Very satisfied
68	31.48%		Somewhat satisfied
37	17.13%		Neutral
23	10.65%		Somewhat dissatisfied
11	5.09%		Very dissatisfied
216	Respondents		

Q9. Please indicate how well the curriculum in your program provided you with the following: - The discipline-specific skills needed to succeed in your chosen field

Count	Percent		
53	24.42%		Exceptionally well
64	29.49%		More than adequately
71	32.72%		Adequately
14	6.45%		Less than adequately
3	1.38%		Not at all
12	5.53%		Not applicable
217	Respondents		

Q10. Please indicate how well the curriculum in your program provided you with the following: - Understanding of the methods and practices of the profession

Count	Percent		
62	28.57%		Exceptionally well
59	27.19%		More than adequately
70	32.26%		Adequately
18	8.29%		Less than adequately
3	1.38%		Not at all
5	2.30%		Not applicable
217	Respondents		

Q11. To what extent did your major help you develop the following types of knowledge and proficiencies? - Careful reading (Reading is "the process of simultaneously extracting and constructing meaning through interaction and involvement with written language.")

Count	Percent		
101	51.01%		Considerably
79	39.90%		Sufficiently
15	7.58%		Somewhat
3	1.52%		Very little
198	Respondents		


Q12. To what extent did your major help you develop the following types of knowledge and proficiencies? - Critical thinking (Critical thinking is the intellectually disciplined process of actively and skillfully conceptualizing, applying, analyzing, synthesizing, and/or evaluating information gathered from, or generated by, observation, experience, reflection, reasoning, or communication, as a guide to belief and action.)

Count	Percent		
146	73.74%		Considerably
43	21.72%		Sufficiently
7	3.54%		Somewhat
2	1.01%		Very little
198	Respondents		



Q13. To what extent did your major help you develop the following types of knowledge and proficiencies? - Creative thinking (Creative thinking is both the capacity to combine or synthesize existing ideas, images, or expertise in original ways and the experience of thinking, reacting, and working in an imaginative way characterized by a high degree of innovation, divergent thinking, and risk taking.)

Count	Percent		
105	54.12%		Considerably
59	30.41%		Sufficiently
28	14.43%		Somewhat
2	1.03%		Very little
194	Respondents		

Q14. To what extent did your major help you develop the following types of knowledge and proficiencies? - Understanding and using quantitative information (Quantitative Literacy or Quantitative Reasoning is a competency and comfort in working with numerical data. Individuals with strong quantitative skills possess the ability to reason and solve quantitative problems from a wide array of contexts and situations. They understand and can create sophisticated arguments supported by quantitative evidence and they can clearly communicate those arguments in a variety of formats [using words, tables, graphs, mathematical equations, etc.]

Count	Percent		
91	45.73%		Considerably
83	41.71%		Sufficiently
23	11.56%		Somewhat
2	1.01%		Very little
199	Respondents		

Q15. To what extent did your major help you develop the following types of knowledge and proficiencies? - Information literacy and research skills (Information literacy is a set of abilities requiring individuals to "recognize when information is needed and have the ability to locate, evaluate, and use effectively the needed information.")

Count	Percent		
108	54.82%		Considerably
71	36.04%		Sufficiently
14	7.11%		Somewhat
4	2.03%		Very little
197	Respondents		

Q16. To what extent did your major help you develop the following types of knowledge and proficiencies? - Effective writing (Effective written communication is the development and expression of ideas in writing.)

Count	Percent		
122	62.24%		Considerably
60	30.61%		Sufficiently
12	6.12%		Somewhat
2	1.02%		Very little
196	Respondents		

Q17. To what extent did your major help you develop the following types of knowledge and proficiencies? - Effective oral communication (Oral communication is a prepared, purposeful presentation designed to increase knowledge, to foster understanding, or to promote change in the listeners' attitudes, values, beliefs, or behaviors.)

Count	Percent		
81	41.33%		Considerably
74	37.76%		Sufficiently
30	15.31%		Somewhat
11	5.61%		Very little
196	Respondents		

Q18. To what extent did your major help you develop the following types of knowledge and proficiencies? - Teamwork (Teamwork is behaviors under the control of individual team members [effort they put into team tasks, their manner of interacting with others on team, and the quantity and quality of contributions they make to team discussions].)

Count	Percent		
82	41.21%		Considerably
61	30.65%		Sufficiently
44	22.11%		Somewhat
12	6.03%		Very little
199	Respondents		


Q19. To what extent did your major help you develop the following types of knowledge and proficiencies? - Problem-solving (Problem solving is the process of designing, evaluating and implementing a strategy to answer an open-ended question or achieve a desired goal.)

Count	Percent		
82	41.21%		Considerably
86	43.22%		Sufficiently
28	14.07%		Somewhat
3	1.51%		Very little
199	Respondents		

Q20. To what extent did your major help you develop the following types of knowledge and proficiencies? - Ethical reasoning and action (Ethical reasoning is reasoning about right and wrong human conduct. It requires students to be able to assess their own ethical values and the social context of problems, recognize ethical issues in a variety of settings, think about how different ethical perspectives might be applied to ethical dilemmas and consider the ramifications of alternative actions.)

Count	Percent		
128	65.31%		Considerably
49	25.00%		Sufficiently
17	8.67%		Somewhat
2	1.02%		Very little
196	Respondents		

Q21. To what extent did your major help you develop the following types of knowledge and proficiencies? - Civic knowledge and engagement (Civic engagement is "working to make a difference in the civic life of our communities and developing the combination of knowledge, skills, values, and motivation to make that difference. It means promoting the quality of life in a community, through both political and non-political processes." In addition, civic engagement encompasses actions wherein individuals participate in activities of personal and public concern that are both individually life enriching and socially beneficial to the community.)

Count	Percent		
99	50.00%		Considerably
54	27.27%		Sufficiently
32	16.16%		Somewhat
13	6.57%		Very little
198	Respondents		


Q22. To what extent did your major help you develop the following types of knowledge and proficiencies? - Intercultural knowledge and competence (Intercultural knowledge and competence is "a set of cognitive, affective, and behavioral skills and characteristics that support effective and appropriate interaction in a variety of cultural contexts.")

Count	Percent		
128	65.98%		Considerably
52	26.80%		Sufficiently
11	5.67%		Somewhat
3	1.55%		Very little
194	Respondents		

Q23. To what extent did your major help you develop the following types of knowledge and proficiencies? - Foundations and skills for lifelong learning (Lifelong learning is "all purposeful learning activity, undertaken on an ongoing basis with the aim of improving knowledge, skills, and competence.")

Count	Percent		
115	58.67%		Considerably
59	30.10%		Sufficiently
16	8.16%		Somewhat
6	3.06%		Very little
196	Respondents		








Q24. To what extent did your major help you develop the following types of knowledge and proficiencies? - The ability to integrate or connect ideas or information (Integrative learning is an understanding and a disposition that a student builds across the curriculum and co-curriculum, from making simple connections among ideas and experiences to synthesizing and transferring learning to new, complex situations within and beyond the campus.)

Count	Percent		
121	63.02%		Considerably
56	29.17%		Sufficiently
13	6.77%		Somewhat
2	1.04%		Very little
192	Respondents		






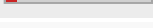
Q25. To what extent did your major help you develop the following types of knowledge and proficiencies? - The ability to apply your knowledge to new situations or problems

Count	Percent		
122	63.54%		Considerably
58	30.21%		Sufficiently
9	4.69%		Somewhat
3	1.56%		Very little
192	Respondents		






Q26. Which of the following best describes your current primary activity?

Count	Percent		
126	63.64%		Employed full-time
20	10.10%		Employed part-time
24	12.12%		Graduate/professional school full time
2	1.01%		Graduate/professional school part time
0	0.00%		Military service
20	10.10%		Not employed, seeking employment, admission to graduate school, or other opportunity
6	3.03%		Not employed by choice (homemaker, volunteer, traveling, etc.)
198	Respondents		

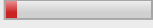








Q27. Which of the following best describes your career path since graduation? (Check all that apply)

Count	Respondent %	Response %		
54	27.27%	20.45%		Work in the private sector
47	23.74%	17.80%		Work in not-for-profit sector
82	41.41%	31.06%		Work in public sector "local, state, or federal government"
53	26.77%	20.08%		Graduate school
8	4.04%	3.03%		Career training or other instruction (non-graduate school)
20	10.10%	7.58%		None of the above
198	Respondents			
264	Responses			




Q28. How important to your current employer is your undergraduate degree?

Count	Percent		
55	28.06%		Very important
47	23.98%		Somewhat important
39	19.90%		Only slightly important
26	13.27%		Not important at all
29	14.80%		Not applicable
196	Respondents		









Q29. My current job: (Check all that apply)

Count	Respondent %	Response %		
61	30.81%	8.04%		Is related to my undergraduate major
112	56.57%	14.76%		Uses important skills I gained during college
76	38.38%	10.01%		Is related to my desired career path
94	47.47%	12.38%		Is work I find meaningful
107	54.04%	14.10%		Allows me to continue to grow and learn
77	38.89%	10.14%		Pays enough to support my desired lifestyle
97	48.99%	12.78%		Pays health insurance benefits
109	55.05%	14.36%		Is likely to continue until I wish to leave
26	13.13%	3.43%		Not applicable
198	Respondents			
759	Responses			





Q30. What is your gender?

Count	Percent		
130	65.99%		Female
64	32.49%		Male
3	1.52%		Prefer not to say
197	Respondents		





Q31. What is your age?

Count	Percent		
28	14.14%		20 - 24
114	57.58%		25 - 29
25	12.63%		30 - 34
12	6.06%		35 - 39
6	3.03%		40 - 44
4	2.02%		45 - 49
7	3.54%		50 or above
2	1.01%		Prefer not to say
198 Respondents			

Q32. What is your racial/ethnic identity?

Count	Percent		
20	10.15%		African American/Black, non-Hispanic
1	0.51%		Native American or Alaska Native
57	28.93%		Caucasian/White
61	30.96%		Mexican/Hispanic/Latino
29	14.72%		Asian
2	1.02%		Pacific Islander/Native Hawaiian
0	0.00%		Foreign/Nonresident Alien
20	10.15%		Other/multiracial
7	3.55%		Prefer not to say
197 Respondents			






Q33. Which of the following best describes you in relation to the degree(s) you received from Sacramento State?

Count	Percent		
181	91.88%		I received a Bachelor's degree only.
2	1.02%		I received a Master's degree only.
14	7.11%		I received both a Bachelor's and Master's degree.
0	0.00%		I do not have a degree from Sacramento State.
197 Respondents			

Q34. In what year did you receive your Bachelor's degree?

Count	Percent		
25	13.16%		2012
29	15.26%		2013
34	17.89%		2014
40	21.05%		2015
62	32.63%		2016
190 Respondents			

Q35. In what year did you receive your Master's degree?

Count	Percent		
2	15.38%		2012
0	0.00%		2013
5	38.46%		2014
3	23.08%		2015
3	23.08%		2016
13	Respondents		