

Women's Studies Alumni Survey

Description:

Date Created: 7/3/2017 6:04:33 PM

Date Range: 7/24/2017 9:00:00 AM - 8/28/2017 11:59:00 PM

Total Respondents: 25

Q1. Your individual responses will be held in the strictest confidence. In addition, all analysis and reporting generated from the data we collect will be based solely on aggregate statistics. Furthermore, providing your feedback could earn you a chance to receive a Sacramento State souvenir! However, if we don't know who you are, you can't win, so please provide the following information: (Optional)

| Count | Respondent % | Response % | |
|-------|--------------|------------|-----------------|
| 23 | 100.00% | 33.82% | First name: |
| 22 | 95.65% | 32.35% | Last name: |
| 23 | 100.00% | 33.82% | E-mail address: |
| 23 | Respondents | | |
| 68 | Responses | | |

Q2. Among the following factors, which ONE was the MOST important in selecting your major?

| Count | Percent | |
|-------|-------------|--|
| 11 | 45.83% | I enjoyed a course I had related to the major. |
| 2 | 8.33% | I thought it would prepare me for a career in the field. |
| 2 | 8.33% | I had always been interested in studying the major. |
| 1 | 4.17% | I heard good things from peers about the major. |
| 4 | 16.67% | My coursework at a community college led me to the major. |
| 4 | 16.67% | I was impressed with the faculty in the major at Sacramento State. |
| 24 | Respondents | |

Q3. Please indicate your level of satisfaction with the following: - The quality of faculty instruction you received in your major courses

| Count | Percent | |
|-------|-------------|-----------------------|
| 21 | 84.00% | Very satisfied |
| 3 | 12.00% | Somewhat satisfied |
| 0 | 0.00% | Neutral |
| 0 | 0.00% | Somewhat dissatisfied |
| 1 | 4.00% | Very dissatisfied |
| 25 | Respondents | |

Q4. Please indicate your level of satisfaction with the following: - The quality of the courses you took in your major

| Count | Percent | |
|-------|-------------|-----------------------|
| 20 | 80.00% | Very satisfied |
| 4 | 16.00% | Somewhat satisfied |
| 0 | 0.00% | Neutral |
| 0 | 0.00% | Somewhat dissatisfied |
| 1 | 4.00% | Very dissatisfied |
| 25 | Respondents | |

Q5. Please indicate your level of satisfaction with the following: - The intellectual challenge you received in the major

| Count | Percent | | |
|-------|-------------|--|-----------------------|
| 17 | 68.00% | | Very satisfied |
| 7 | 28.00% | | Somewhat satisfied |
| 0 | 0.00% | | Neutral |
| 0 | 0.00% | | Somewhat dissatisfied |
| 1 | 4.00% | | Very dissatisfied |
| 25 | Respondents | | |

Q6. Please indicate your level of satisfaction with the following: - The ability of the department to schedule classes that would allow you to graduate within a reasonable period of time

| Count | Percent | | |
|-------|-------------|--|-----------------------|
| 17 | 68.00% | | Very satisfied |
| 4 | 16.00% | | Somewhat satisfied |
| 1 | 4.00% | | Neutral |
| 2 | 8.00% | | Somewhat dissatisfied |
| 1 | 4.00% | | Very dissatisfied |
| 25 | Respondents | | |







Q7. Please indicate your level of satisfaction with the following: - Your overall experience in the major

| Count | Percent | | |
|-------|-------------|--|-----------------------|
| 19 | 76.00% | | Very satisfied |
| 5 | 20.00% | | Somewhat satisfied |
| 0 | 0.00% | | Neutral |
| 0 | 0.00% | | Somewhat dissatisfied |
| 1 | 4.00% | | Very dissatisfied |
| 25 | Respondents | | |




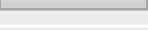


Q8. Please indicate your level of satisfaction with the following: - The level of preparation you received from the major in relation to succeeding in the world after college

| Count | Percent | | |
|-------|-------------|--|-----------------------|
| 16 | 64.00% | | Very satisfied |
| 5 | 20.00% | | Somewhat satisfied |
| 3 | 12.00% | | Neutral |
| 0 | 0.00% | | Somewhat dissatisfied |
| 1 | 4.00% | | Very dissatisfied |
| 25 | Respondents | | |

Q9. Please indicate how well the curriculum in your program provided you with the following: - The discipline-specific skills needed to succeed in your chosen field

| Count | Percent | | |
|-------|-------------|---|----------------------|
| 9 | 36.00% |  | Exceptionally well |
| 10 | 40.00% |  | More than adequately |
| 4 | 16.00% |  | Adequately |
| 0 | 0.00% |  | Less than adequately |
| 1 | 4.00% |  | Not at all |
| 1 | 4.00% |  | Not applicable |
| 25 | Respondents | | |

Q10. Please indicate how well the curriculum in your program provided you with the following: - Understanding of the methods and practices of the profession

| Count | Percent | | |
|-------|-------------|---|----------------------|
| 9 | 36.00% |  | Exceptionally well |
| 10 | 40.00% |  | More than adequately |
| 3 | 12.00% |  | Adequately |
| 0 | 0.00% |  | Less than adequately |
| 1 | 4.00% |  | Not at all |
| 2 | 8.00% |  | Not applicable |
| 25 | Respondents | | |

Q11. To what extent did your major help you develop the following types of knowledge and proficiencies? - Careful reading (Reading is "the process of simultaneously extracting and constructing meaning through interaction and involvement with written language.")

| Count | Percent | | |
|-------|-------------|---|--------------|
| 21 | 84.00% |  | Considerably |
| 3 | 12.00% |  | Sufficiently |
| 0 | 0.00% |  | Somewhat |
| 1 | 4.00% |  | Very little |
| 25 | Respondents | | |

Q12. To what extent did your major help you develop the following types of knowledge and proficiencies? - Critical thinking (Critical thinking is the intellectually disciplined process of actively and skillfully conceptualizing, applying, analyzing, synthesizing, and/or evaluating information gathered from, or generated by, observation, experience, reflection, reasoning, or communication, as a guide to belief and action.)

| Count | Percent | | |
|-------|-------------|---|--------------|
| 20 | 80.00% |  | Considerably |
| 4 | 16.00% |  | Sufficiently |
| 0 | 0.00% |  | Somewhat |
| 1 | 4.00% |  | Very little |
| 25 | Respondents | | |

Q13. To what extent did your major help you develop the following types of knowledge and proficiencies? - Creative thinking (Creative thinking is both the capacity to combine or synthesize existing ideas, images, or expertise in original ways and the experience of thinking, reacting, and working in an imaginative way characterized by a high degree of innovation, divergent thinking, and risk taking.)

| Count | Percent | | |
|-------|-------------|--|--------------|
| 19 | 79.17% | | Considerably |
| 4 | 16.67% | | Sufficiently |
| 0 | 0.00% | | Somewhat |
| 1 | 4.17% | | Very little |
| 24 | Respondents | | |

Q14. To what extent did your major help you develop the following types of knowledge and proficiencies? - Understanding and using quantitative information (Quantitative Literacy or Quantitative Reasoning is a competency and comfort in working with numerical data. Individuals with strong quantitative skills possess the ability to reason and solve quantitative problems from a wide array of contexts and situations. They understand and can create sophisticated arguments supported by quantitative evidence and they can clearly communicate those arguments in a variety of formats [using words, tables, graphs, mathematical equations, etc.]

| Count | Percent | | |
|-------|-------------|--|--------------|
| 11 | 44.00% | | Considerably |
| 6 | 24.00% | | Sufficiently |
| 7 | 28.00% | | Somewhat |
| 1 | 4.00% | | Very little |
| 25 | Respondents | | |

Q15. To what extent did your major help you develop the following types of knowledge and proficiencies? - Information literacy and research skills (Information literacy is a set of abilities requiring individuals to "recognize when information is needed and have the ability to locate, evaluate, and use effectively the needed information.")

| Count | Percent | | |
|-------|-------------|--|--------------|
| 16 | 64.00% | | Considerably |
| 7 | 28.00% | | Sufficiently |
| 1 | 4.00% | | Somewhat |
| 1 | 4.00% | | Very little |
| 25 | Respondents | | |

Q16. To what extent did your major help you develop the following types of knowledge and proficiencies? - Effective writing (Effective written communication is the development and expression of ideas in writing.)

| Count | Percent | | |
|-------|-------------|--|--------------|
| 17 | 68.00% | | Considerably |
| 7 | 28.00% | | Sufficiently |
| 0 | 0.00% | | Somewhat |
| 1 | 4.00% | | Very little |
| 25 | Respondents | | |

Q17. To what extent did your major help you develop the following types of knowledge and proficiencies? - Effective oral communication (Oral communication is a prepared, purposeful presentation designed to increase knowledge, to foster understanding, or to promote change in the listeners' attitudes, values, beliefs, or behaviors.)

| Count | Percent | | |
|-------|-------------|--|--------------|
| 17 | 68.00% | | Considerably |
| 6 | 24.00% | | Sufficiently |
| 1 | 4.00% | | Somewhat |
| 1 | 4.00% | | Very little |
| 25 | Respondents | | |


Q18. To what extent did your major help you develop the following types of knowledge and proficiencies? - Teamwork (Teamwork is behaviors under the control of individual team members [effort they put into team tasks, their manner of interacting with others on team, and the quantity and quality of contributions they make to team discussions].)

| Count | Percent | | |
|-------|-------------|---|--------------|
| 12 | 48.00% |  | Considerably |
| 8 | 32.00% |  | Sufficiently |
| 4 | 16.00% |  | Somewhat |
| 1 | 4.00% |  | Very little |
| 25 | Respondents | | |

Q19. To what extent did your major help you develop the following types of knowledge and proficiencies? - Problem-solving (Problem solving is the process of designing, evaluating and implementing a strategy to answer an open-ended question or achieve a desired goal.)

| Count | Percent | | |
|-------|-------------|---|--------------|
| 13 | 52.00% |  | Considerably |
| 7 | 28.00% |  | Sufficiently |
| 4 | 16.00% |  | Somewhat |
| 1 | 4.00% |  | Very little |
| 25 | Respondents | | |

Q20. To what extent did your major help you develop the following types of knowledge and proficiencies? - Ethical reasoning and action (Ethical reasoning is reasoning about right and wrong human conduct. It requires students to be able to assess their own ethical values and the social context of problems, recognize ethical issues in a variety of settings, think about how different ethical perspectives might be applied to ethical dilemmas and consider the ramifications of alternative actions.)

| Count | Percent | | |
|-------|-------------|---|--------------|
| 22 | 88.00% |  | Considerably |
| 2 | 8.00% |  | Sufficiently |
| 1 | 4.00% |  | Somewhat |
| 0 | 0.00% |  | Very little |
| 25 | Respondents | | |

Q21. To what extent did your major help you develop the following types of knowledge and proficiencies? - Civic knowledge and engagement (Civic engagement is "working to make a difference in the civic life of our communities and developing the combination of knowledge, skills, values, and motivation to make that difference. It means promoting the quality of life in a community, through both political and non-political processes." In addition, civic engagement encompasses actions wherein individuals participate in activities of personal and public concern that are both individually life enriching and socially beneficial to the community.)

| Count | Percent | | |
|-------|-------------|---|--------------|
| 20 | 80.00% |  | Considerably |
| 4 | 16.00% |  | Sufficiently |
| 1 | 4.00% |  | Somewhat |
| 0 | 0.00% |  | Very little |
| 25 | Respondents | | |

Q22. To what extent did your major help you develop the following types of knowledge and proficiencies? - Intercultural knowledge and competence (Intercultural knowledge and competence is "a set of cognitive, affective, and behavioral skills and characteristics that support effective and appropriate interaction in a variety of cultural contexts.")

| Count | Percent | | |
|-------|-------------|---|--------------|
| 21 | 87.50% |  | Considerably |
| 2 | 8.33% |  | Sufficiently |
| 1 | 4.17% |  | Somewhat |
| 0 | 0.00% |  | Very little |
| 24 | Respondents | | |

Q23. To what extent did your major help you develop the following types of knowledge and proficiencies? - Foundations and skills for lifelong learning (Lifelong learning is "all purposeful learning activity, undertaken on an ongoing basis with the aim of improving knowledge, skills, and competence.")

| Count | Percent | | |
|----------------|---------|---|--------------|
| 18 | 72.00% |  | Considerably |
| 5 | 20.00% |  | Sufficiently |
| 1 | 4.00% |  | Somewhat |
| 1 | 4.00% |  | Very little |
| 25 Respondents | | | |








Q24. To what extent did your major help you develop the following types of knowledge and proficiencies? - The ability to integrate or connect ideas or information (Integrative learning is an understanding and a disposition that a student builds across the curriculum and co-curriculum, from making simple connections among ideas and experiences to synthesizing and transferring learning to new, complex situations within and beyond the campus.)

| Count | Percent | | |
|----------------|---------|---|--------------|
| 18 | 72.00% |  | Considerably |
| 5 | 20.00% |  | Sufficiently |
| 1 | 4.00% |  | Somewhat |
| 1 | 4.00% |  | Very little |
| 25 Respondents | | | |

Q25. To what extent did your major help you develop the following types of knowledge and proficiencies? - The ability to apply your knowledge to new situations or problems

| Count | Percent | | |
|----------------|---------|---|--------------|
| 17 | 73.91% |  | Considerably |
| 5 | 21.74% |  | Sufficiently |
| 0 | 0.00% |  | Somewhat |
| 1 | 4.35% |  | Very little |
| 23 Respondents | | | |

Q26. Which of the following best describes your current primary activity?

| Count | Percent | | |
|----------------|---------|---|--|
| 14 | 56.00% |  | Employed full-time |
| 1 | 4.00% |  | Employed part-time |
| 6 | 24.00% |  | Graduate/professional school full time |
| 1 | 4.00% |  | Graduate/professional school part time |
| 0 | 0.00% |  | Military service |
| 1 | 4.00% |  | Not employed, seeking employment, admission to graduate school, or other opportunity |
| 2 | 8.00% |  | Not employed by choice (homemaker, volunteer, traveling, etc.) |
| 25 Respondents | | | |

Q27. Which of the following best describes your career path since graduation? (Check all that apply)

| Count | Respondent % | Response % | | |
|----------------|--------------|------------|--|---|
| 4 | 16.00% | 12.12% | | Work in the private sector |
| 5 | 20.00% | 15.15% | | Work in not-for-profit sector |
| 7 | 28.00% | 21.21% | | Work in public sector "local, state, or federal government" |
| 8 | 32.00% | 24.24% | | Graduate school |
| 3 | 12.00% | 9.09% | | Career training or other instruction (non-graduate school) |
| 6 | 24.00% | 18.18% | | None of the above |
| 25 Respondents | | | | |
| 33 Responses | | | | |

Q28. How important to your current employer is your undergraduate degree?

| Count | Percent | | |
|----------------|---------|--|-------------------------|
| 9 | 36.00% | | Very important |
| 7 | 28.00% | | Somewhat important |
| 1 | 4.00% | | Only slightly important |
| 3 | 12.00% | | Not important at all |
| 5 | 20.00% | | Not applicable |
| 25 Respondents | | | |









Q29. My current job: (Check all that apply)

| Count | Respondent % | Response % | | |
|----------------|--------------|------------|--|---|
| 9 | 37.50% | 9.38% | | Is related to my undergraduate major |
| 13 | 54.17% | 13.54% | | Uses important skills I gained during college |
| 9 | 37.50% | 9.38% | | Is related to my desired career path |
| 14 | 58.33% | 14.58% | | Is work I find meaningful |
| 12 | 50.00% | 12.50% | | Allows me to continue to grow and learn |
| 9 | 37.50% | 9.38% | | Pays enough to support my desired lifestyle |
| 11 | 45.83% | 11.46% | | Pays health insurance benefits |
| 14 | 58.33% | 14.58% | | Is likely to continue until I wish to leave |
| 5 | 20.83% | 5.21% | | Not applicable |
| 24 Respondents | | | | |
| 96 Responses | | | | |

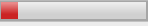








Q30. What is your gender?

| Count | Percent | | |
|----------------|---------|--|-------------------|
| 22 | 88.00% | | Female |
| 2 | 8.00% | | Male |
| 1 | 4.00% | | Prefer not to say |
| 25 Respondents | | | |





Q31. What is your age?

| Count | Percent | | |
|----------------|---------|---|-------------------|
| 2 | 8.00% |  | 20 - 24 |
| 8 | 32.00% |  | 25 - 29 |
| 4 | 16.00% |  | 30 - 34 |
| 1 | 4.00% |  | 35 - 39 |
| 1 | 4.00% |  | 40 - 44 |
| 3 | 12.00% |  | 45 - 49 |
| 5 | 20.00% |  | 50 or above |
| 1 | 4.00% |  | Prefer not to say |
| 25 Respondents | | | |


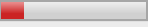



Q32. What is your racial/ethnic identity?

| Count | Percent | | |
|----------------|---------|---|--------------------------------------|
| 3 | 12.00% |  | African American/Black, non-Hispanic |
| 0 | 0.00% |  | Native American or Alaska Native |
| 15 | 60.00% |  | Caucasian/White |
| 4 | 16.00% |  | Mexican/Hispanic/Latino |
| 2 | 8.00% |  | Asian |
| 0 | 0.00% |  | Pacific Islander/Native Hawaiian |
| 0 | 0.00% |  | Foreign/Nonresident Alien |
| 0 | 0.00% |  | Other/multiracial |
| 1 | 4.00% |  | Prefer not to say |
| 25 Respondents | | | |

Q33. Which of the following best describes you in relation to the degree(s) you received from Sacramento State?

| Count | Percent | | |
|----------------|---------|---|---|
| 25 | 100.00% |  | I received a Bachelor's degree only. |
| 0 | 0.00% |  | I received a Master's degree only. |
| 0 | 0.00% |  | I received both a Bachelor's and Master's degree. |
| 0 | 0.00% |  | I do not have a degree from Sacramento State. |
| 25 Respondents | | | |

Q34. In what year did you receive your Bachelor's degree?

| Count | Percent | | |
|----------------|---------|---|------|
| 2 | 8.00% |  | 2012 |
| 4 | 16.00% |  | 2013 |
| 8 | 32.00% |  | 2014 |
| 5 | 20.00% |  | 2015 |
| 6 | 24.00% |  | 2016 |
| 25 Respondents | | | |

Q35. In what year did you receive your Master's degree?

| Count | Percent | | |
|-------|-------------|----------------------|------|
| 0 | 0.00% | <input type="text"/> | 2012 |
| 0 | 0.00% | <input type="text"/> | 2013 |
| 0 | 0.00% | <input type="text"/> | 2014 |
| 0 | 0.00% | <input type="text"/> | 2015 |
| 0 | 0.00% | <input type="text"/> | 2016 |
| 0 | Respondents | | |