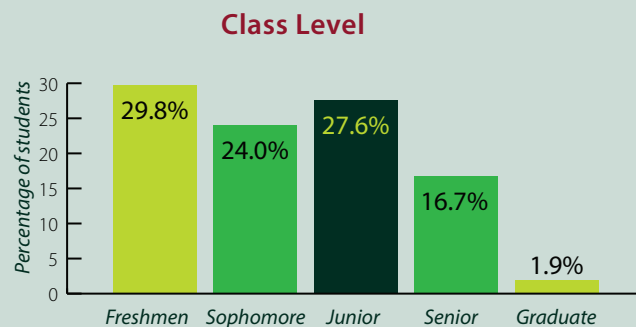
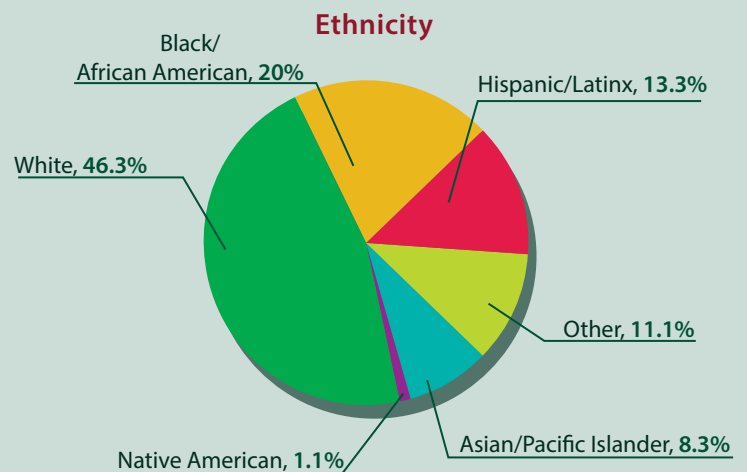
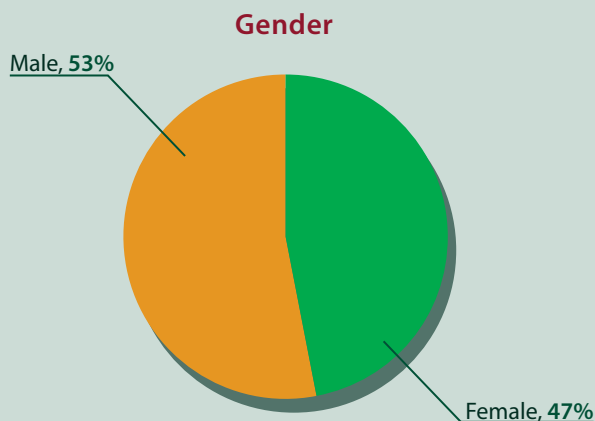


STUDENT ATHLETE RESOURCE CENTER (SARC)

Who we are

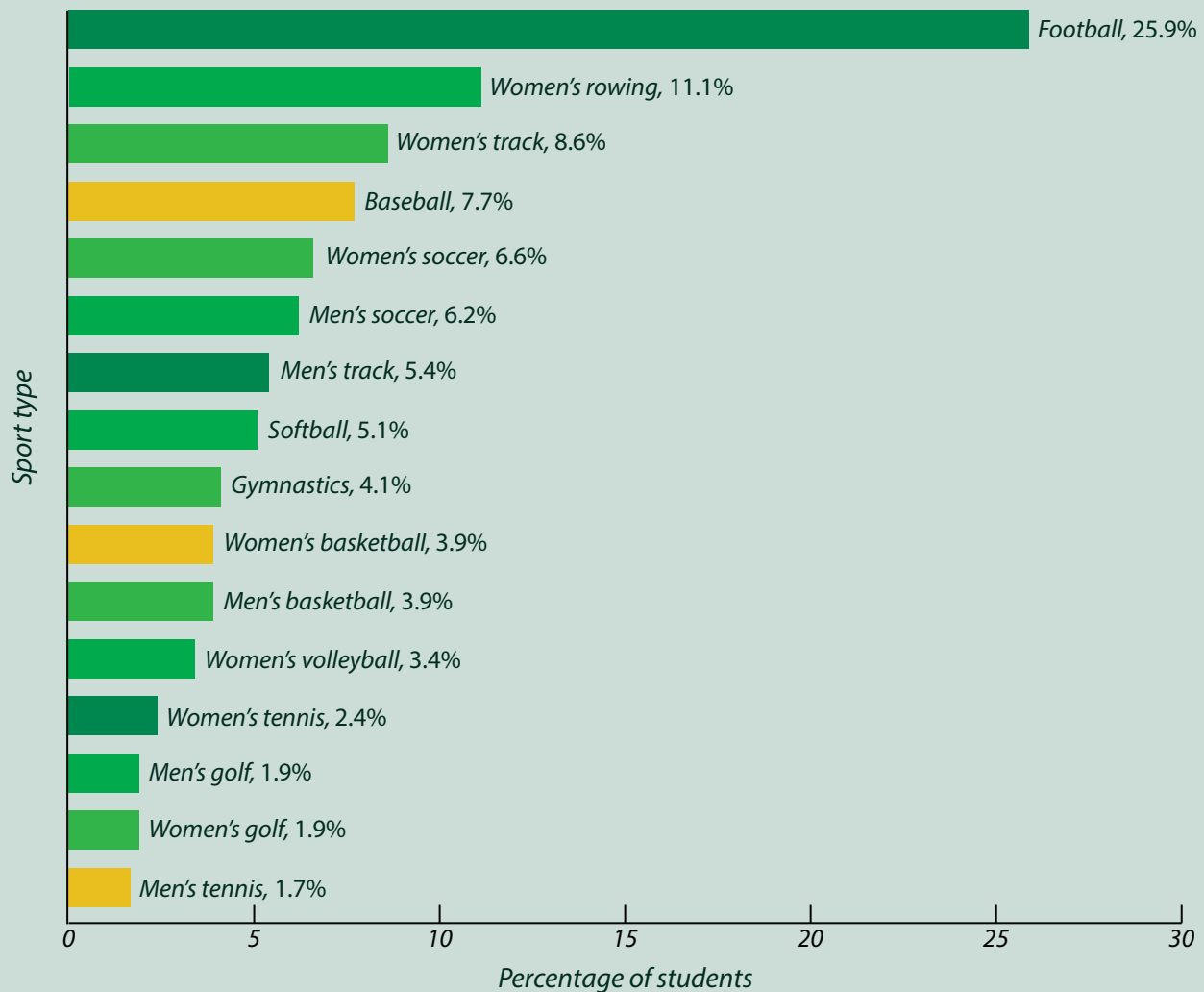
The Student Athlete Resource Center (SARC) is Sacramento State's one-stop shop for supporting the National Collegiate Athletic Association (NCAA) Division 1 student athletes and coaches in several services and support areas. The SARC provides admission processing, initial and continuing eligibility certification, academic resources and advising, NCAA compliance education and monitoring, life skills and student development programming, tutoring and mentoring support, and NCAA related academic data collection for the coaching staff, athletic administration, and student athletes competing in our 18 team Intercollegiate Athletic program.

Demographics of Students for Academic Year 2019–2020 (N=467)



Demographics of Students for Academic Year 2019–2020, cont.

Sports



Key Performance Indicators

Fall 2019 (N=458)

Average
Term
GPA

3.00

Average Unit Load 14.91



Spring 2020 (N=442)

Average
Term
GPA

3.16

Average Unit Load 14.47



Key Performance Indicators, cont.

Fall 2019 (N=458)

98% of students were full-time.

63% of students were enrolled in 15 units or more.

93% of students were in good academic standing.

96% of students persisted the following semester.



Spring 2020 (N=442)

94% of students were full-time.

55% of students were enrolled in 15 units or more.

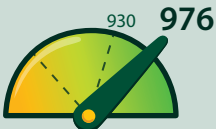
96% of students were in good academic standing.

87% of students persisted the following semester.

Other Indicators

1. NCAA Academic Performance Rate (APR)

- a. Holds institutions accountable for the academic progress and retention of student athletes and for teams to **score 930 or higher** on the APR.
- b. The APR is calculated as follows:
 - i. Each student-athlete receiving athletically related financial aid earns one point for staying in school and one point for being academically eligible.
 - ii. A team's total points are divided by points possible and then multiplied by 1,000 to equal the team's **Academic Progress Rate**.
 - iii. In addition to a team's current-year APR, its rolling four-year APR is also used to determine accountability.
- c. Sacramento State's institutional APR was **976**.



Other Indicators, cont.

2. *NCAA Graduation Success Rate (GSR)*
 - a. Provides information on the number of students **who entered** Sacramento State and the number of those **who graduated** within six years.
 - b. NCAA **graduation success rate** for 19-20 was **78%**: Four-year cohort was **77%**.

3. *RealRecruit Survey Results on Academic Support Services (n=258)*
 - a. Student athletes rated **the quality of academic support** provided to their team an average of **4.3 stars out of 5**.



- b. **85% of respondents** rated the quality of academic support services with **3 or more stars**.

4. *SARC Utilization (N=3,231 Visits until March 13, 2020)*

- a. **1,628 visits** to see the academic mentor
 - b. **116 visits** for academics
 - c. **439 visits** for drop-in /quick question
 - d. **24 visits** for financial & scholarship
 - e. **523 visits** for mandatory team advising
 - f. **501 visits** to use the study hall

