



SACRAMENTO STATE

Educational Opportunity Program (EOP)

ACADEMIC YEAR 2017-2018

6000 J Street Sacramento, CA 95819

Lassen Hall 2205

916-278-6183

Prepared by Pamela Russell

Pathways Fellows Program

Table of Contents

Executive Summary	3
Mission Statement	4
EOP Advising	4
Management & Staffing	5
EOP Student Profile	6
Program Outcomes	8
Appendix A	16

Executive Summary

The Educational Opportunity Program (EOP) serves California residents from low-income households who demonstrate the motivation and potential to earn a baccalaureate degree. EOP students are individuals who have the potential to succeed at Sacramento State, but have not been able to realize their goal for a higher education because of economic and/or educational background.

During AY 2017-2018, EOP admitted and served 1,679 students from many diverse ethnicities. One thousand, one hundred and fifty-nine EOP students were female and 520 EOP students were male. EOP admitted 231 first-time freshman students and 345 transfer students, exceeding their goal of admitting 200 transfer students.

Guiding first-generation EOP students with support services through advising is an important part of the program. Helping EOP students in addressing remediation before they begin their first year at Sacramento State is also an important part of the program. EOP students were required to participate in Summer Bridge Academy (SBA) and partake in a series of courses where they received credit or no credit for their ALS 70A and a letter grade from A+ to F for their other class. During SBA Summer 2017, 100% of students received credit for ALS 70A and 100% received a grade of C- or better for their other class. During SBA Summer 2018, 99% of students received credit for ALS 70A and 100% of students received a grade of C- or better for their other class. SBA also gauged students' sense of belonging on how well they feel they'd fit in at Sacramento State by conducting a survey before and after the summer program.

In regards to enrollment and completion, 52% of students took 15 units or more in the fall semester while 43% of students took 15 units or more in the spring. With this in mind, the overall average unit load for the fall semester was 14.36 units and 13.40 for the spring semester. Furthermore, 92% of students were in good academic standing in the fall semester and 91% of students in the spring.

Finally, EOP students' persistence rate was tracked for the following semester and also on their third semester. Students who were enrolled in Fall 2017, 95% of them persisted to the next semester and 90% of them persisted on to Fall 2018.

Mission Statement

The Educational Opportunity Program (EOP) is designed to serve California residents from low-income households who demonstrate the motivation and potential to earn a baccalaureate degree. Through a collection of services and programs, EOP strives to ensure that every student realizes their goals of a college education through the creation of a family atmosphere and community of support. The overall mission of the program is shaped by the delivery of specialized program components, which include the EOP First Year Experience and a continuing student services component called the “ARISE Project.” By providing academic, personal and professional assistance, EOP scholars are able to advance their goals of a college education through service connections that promote involvement and success in the campus milieu.

Services include the following:

- Admission assistance
- Special orientation to the university
- Academic advising, personal counseling, and tutoring
- Financial aid advising and information
- Grant award for eligible students
- Course placement and planning
- Learning and study strategies
- Participation in a required EOP learning community
- Referrals to other university special programs and services
- Enrollment in a second-semester transition program

EOP Advising

First Year

Students are required to meet with their Instructional Student Assistant (ISA) once during the fall semester. In the spring, EOP counseling staff will provide GE counseling to students enrolled in the Ethnic Studies 98 course to meet the EOP advising requirement.

Second Year

EOP Sophomore students are required to complete one advising session per semester.

Third Year

Juniors are required to seek GE advising with one of the counselors or advising staff once per year. The students are divided and sorted by student ID: half of them come in the fall and half of them come in the spring in order to accommodate the large number of juniors in the program who need advising.

Fourth Year

EOP Senior students are required to complete one advising session per academic year.

Management & Staffing

During AY 2017-2018, the EOP team facilitated and shared student traffic with many programs within the Division of Student Affairs. These include Student Academic Success & Educational Equity Programs (SASEEP), Parents & Families, the Dedicated to Educating, Graduating, and Retaining Educational Equity Students (DEGREES) Project, Faculty Student Mentor Program (FSMP), MLK Center, and the Full Circle Project (FCP).

Dr. Marcellene Watson-Derbigny – Associate Vice President, Student Retention & Academic Success

Anne Cheng – Business Analyst, Student Academic Success & Educational Equity Programs

Alejandra Franco – Administrative Support Assistant

Jerry Blake – EOP Senior Associate Director/Counselor

Jose Mejia – EOP Enrollment Management Coordinator

Sai Xiong – EOP Senior & Financial Aid Coordinator

Berenice Espitia – EOP Councilor/Summer Bridge, Transfer Bridge & Leadership Development Coordinator

Alejandra Franco – Administrative Support Assistant

Abraham Madrigal – EOP First Year Experience & PERSIST Coordinator/Student Academic Success

Rosana Hernandez- Chavez – EOP Sophomore Success & Bridge Program Coordinator

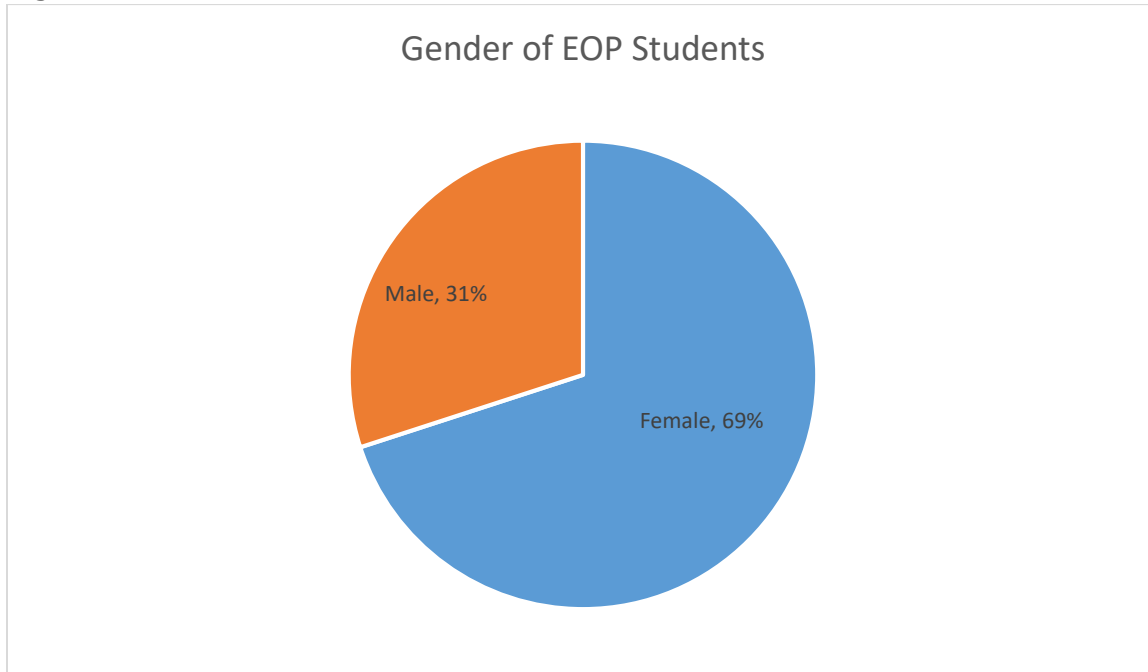
Bernard Reyes – DEGREES Project Coach

EOP Student Profile

During fall 2017, 1,679 first-generation students were admitted and served. Figure 1 shows the gender of each EOP student during the academic year. Sixty-nine percent of students were female and 31% of students were male.

Gender

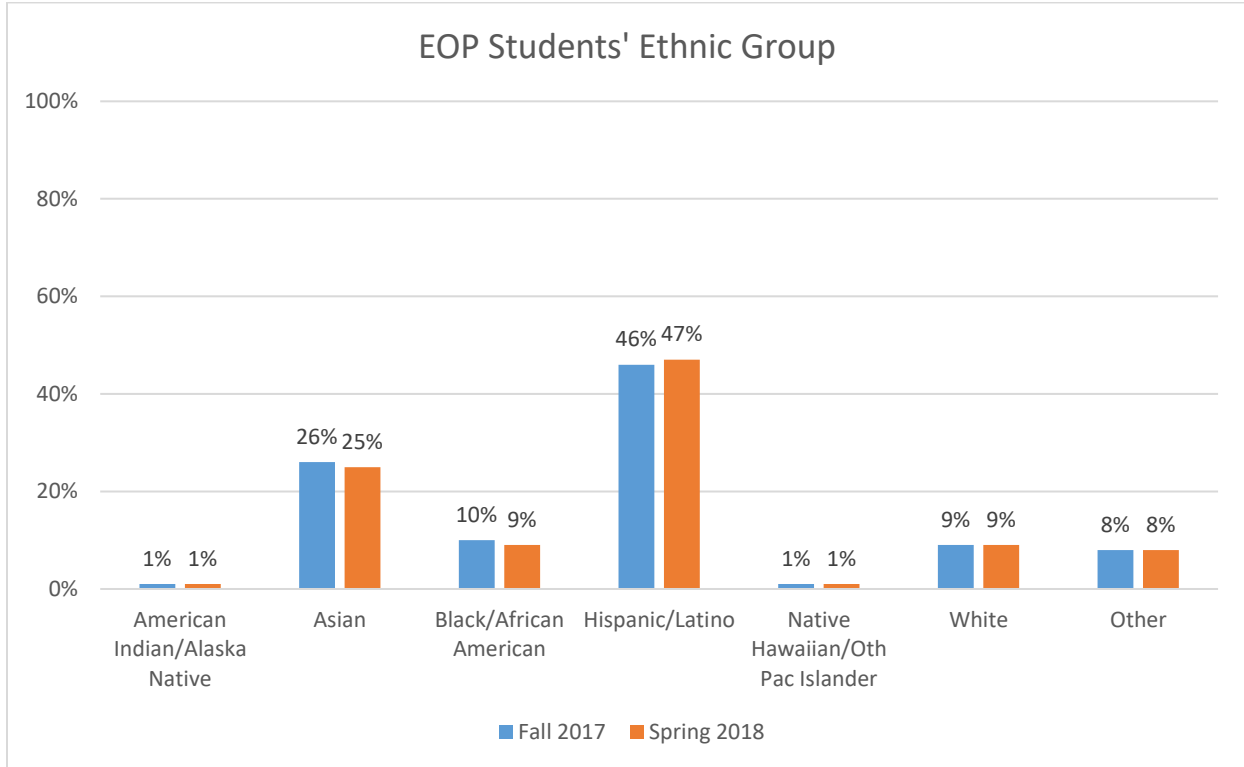
Figure 1



Ethnicity

Figure 2 shows the ethnic breakdown of EOP students served during AY 2017-2018.

Figure 2

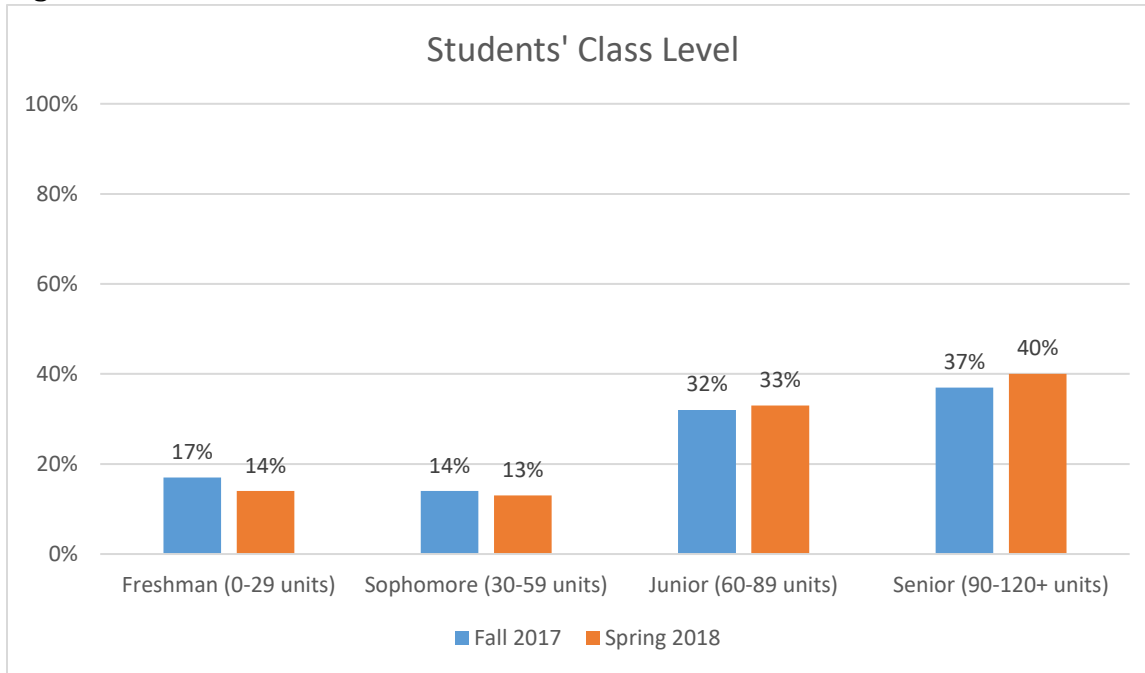


Note: Other includes not specified, two or more ethnicities, or missing. (Fall 2017 N=1,670, Spring 2018 N=1,474).

Class Level

Figure 3 shows the class standing of EOP students during AY 2017-2018. Class level is determined by the number of accumulated units that each student earned.

Figure 3



Note: Fall 2017 (N=1,670), Spring 2018 (N=1,474).

Program Outcomes

This academic year, the Vice President of the Division of Student Affairs decided to align department goals with the university's goals, Student Affairs Divisional Goals, and Baccalaureate Learning Outcomes. The structure of this section will include the goals, the strategies to achieve those goals, and the outcomes.

Program Goal 1: EOP will admit 250 first-time freshmen and 200 transfer students to the University.

University Strategic Goal: Engage students in a comprehensive university experience

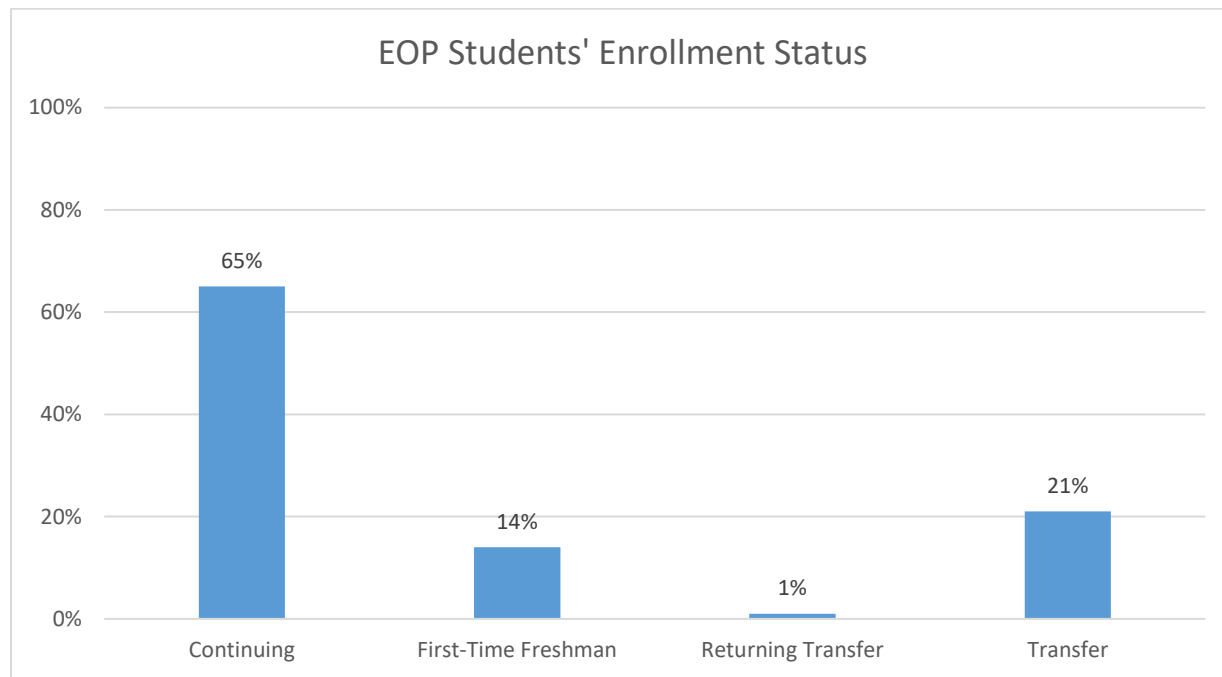
Student Affairs Divisional Goal: Eliminate the achievement gap through focused initiatives

Baccalaureate Learning Goal: N/A

Standard of Achievement: 250 perspective EOP freshmen and 200 perspective EOP transfer students have been admitted to Sacramento State.

For AY 2017- 2018, figure 4 shows 231 first-time freshmen and 345 transfer students who were admitted to Sacramento State. One thousand and ninety-eight students were continuing EOP students and five students enrolled were returning transfer students.

Figure 4



Note: (N=1,679).

Program Goal 2: EOP Freshman who are required to participate in Summer Bridge Academy (SBA) will pass their Summer Bridge courses.

University Strategic Goal: Enhance student learning and success

Student Affairs Divisional Goal: Increase graduation rates and decrease time to degree

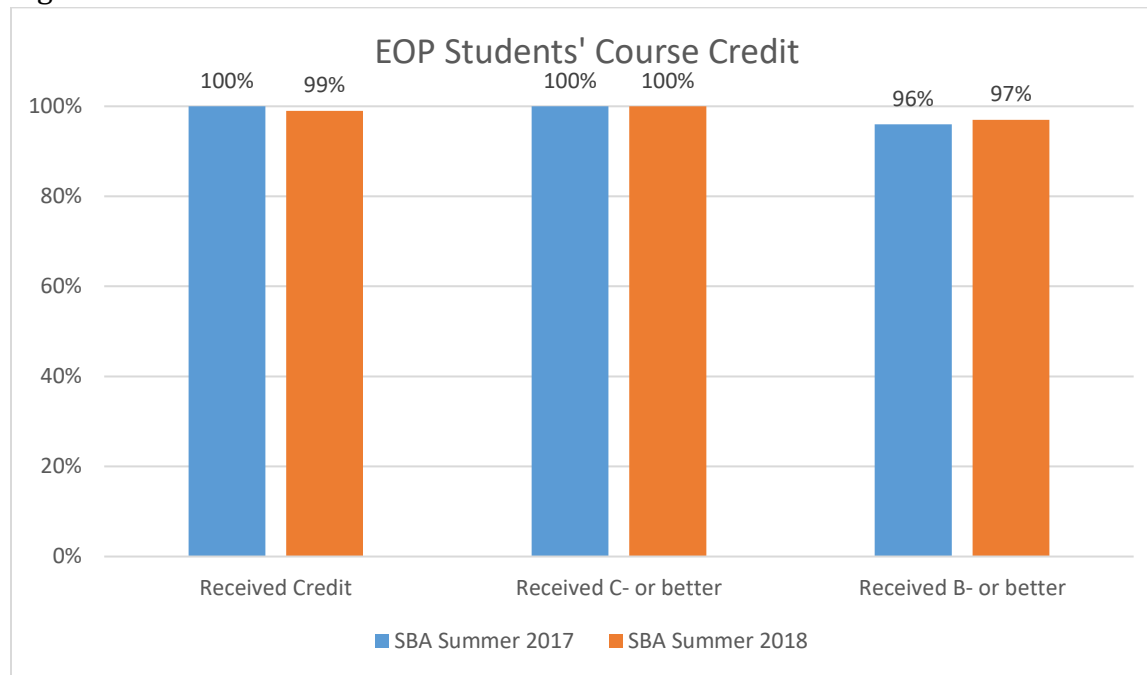
Baccalaureate Learning Goal: Intellectual and practical skills

Standard of Achievement: 95% of students will pass their Summer Bridge courses.

EOP students who were required to participate in SBA were enrolled in at least two classes to aid them before entering their first semester at Sacramento State. One class is a leadership course with an option for an additional course which are graded for credit or no credit. The other class depends on the students' need before the fall semester. Figure 5 shows the percentage of students who participated, completed and passed their courses with credit and those who received a C- or above indicating a passing grade for their SBA courses.

For AY 2017-2018, the courses graded as credit or no credit included ALS 79A, ENGL 1X, MLSK 10A, and MLSK 7A. The courses graded with a letter grade include ENGL 109W, ENGL 5, ENGL 20, ETHN 100, ETHN 11, MATH 1, and THEA 1. Two-hundred and eighty-eight students were enrolled and served in SBA during Summer 2017. Two-hundred and thirty-one students were enrolled and served in SBA during Summer 2018.

Figure 5



Note: SBA 2017 (N=288), SBA 2018 (N=231).

Program Goal 3: Students will feel a sense of belonging and are engaged in campus activities and events.

University Strategic Goal: Enhance student comprehensive university experience

Student Affairs Divisional Goal: Increase students' sense of belonging; increase student engagement

Baccalaureate Learning Goal: N/A

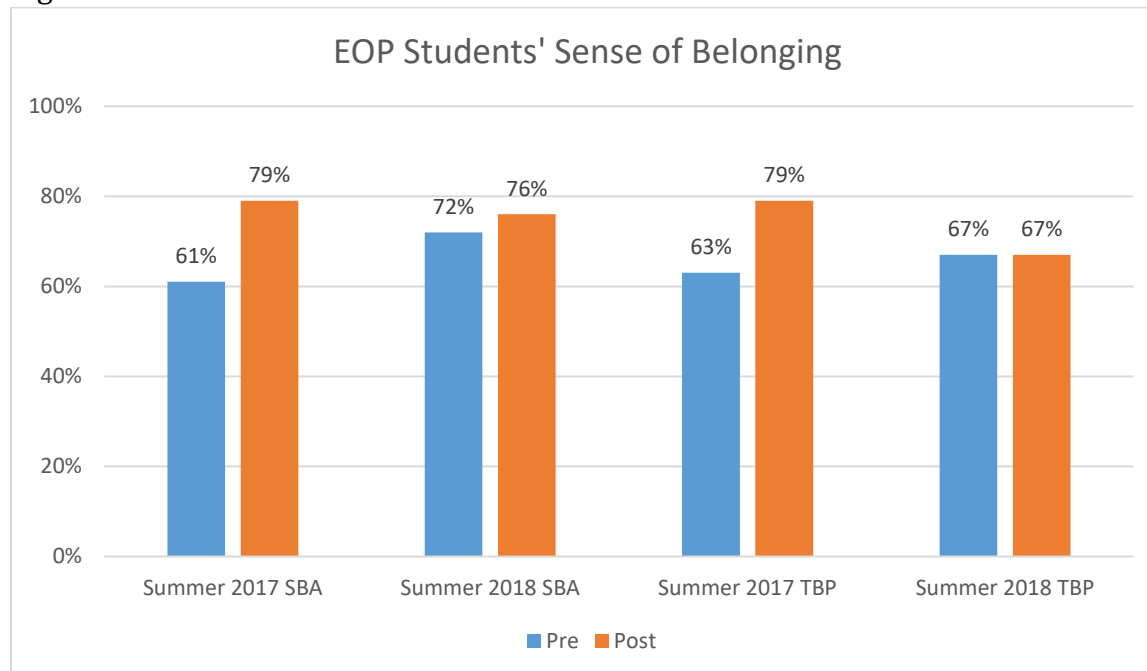
Standard of Achievement: *Maintain or increase the percentage of positive responses on the sense of belonging items in the SBA and Transfer Bridge Program (TBP) survey.*

First-time freshman and transfer students who participated in Summer Bridge Academy and Transfer Bridge Program completed both pre and post surveys pertaining to their experiences and about Sacramento State. For the SBA 2017 pre survey, 61% of students felt they will fit in very well or extremely well at Sacramento State and for the post survey, the percentage increased to 79%. For the SBA 2018 pre survey, 72% of students felt they will

fit in at Sacramento State either very well or extremely, while 76% of them felt they will fit very well or extremely well after being a part of the program.

For the TBP 2017 pre survey, 63% of students felt they will fit in at Sacramento State very or extremely well and for the post survey, the percentage increased to 79%. For both the pre and post TBP 2018 surveys, 67% of students felt they will fit in at Sacramento State very well, or extremely well.

Figure 6



Note: SBA 2017 (N=288), SBA 2018 (N=231). TBP 2017 (N=27), 2018 (N=21)

Program Goal 4: EOP students will take 15 units or more each semester.

University Strategic Goal: Enhance student learning and success

Student Affairs Divisional Goal: Increase graduation rates and decrease time to degree

Baccalaureate Learning Goal: N/A

Standard of Achievement: Collect baseline data on students' unit load.

EOP promotes and encourages students to take 15 units or more per semester through learning communities, GE advising, tracking and specialized support. Table 1 shows the average unit load for fall 2017 was 14.36. For spring 2018, the average unit load for EOP students was 13.40. Fifty-two percent of students were enrolled in 15 units or more during the fall semester, while forty-three percent of students were enrolled in 15 units or more during the spring semester.

Table 1

	Fall 2017 (N=1670)	Spring 2018 (N=1474)
Average Unit Load	14.36	13.40
Full-time unit load	90%	89%
Taking 15 units or more	52%	43%

Program Goal 5: EOP will offer academic guidance and traditional support services to continuing students.

University Strategic Goal: Enhance student learning and success

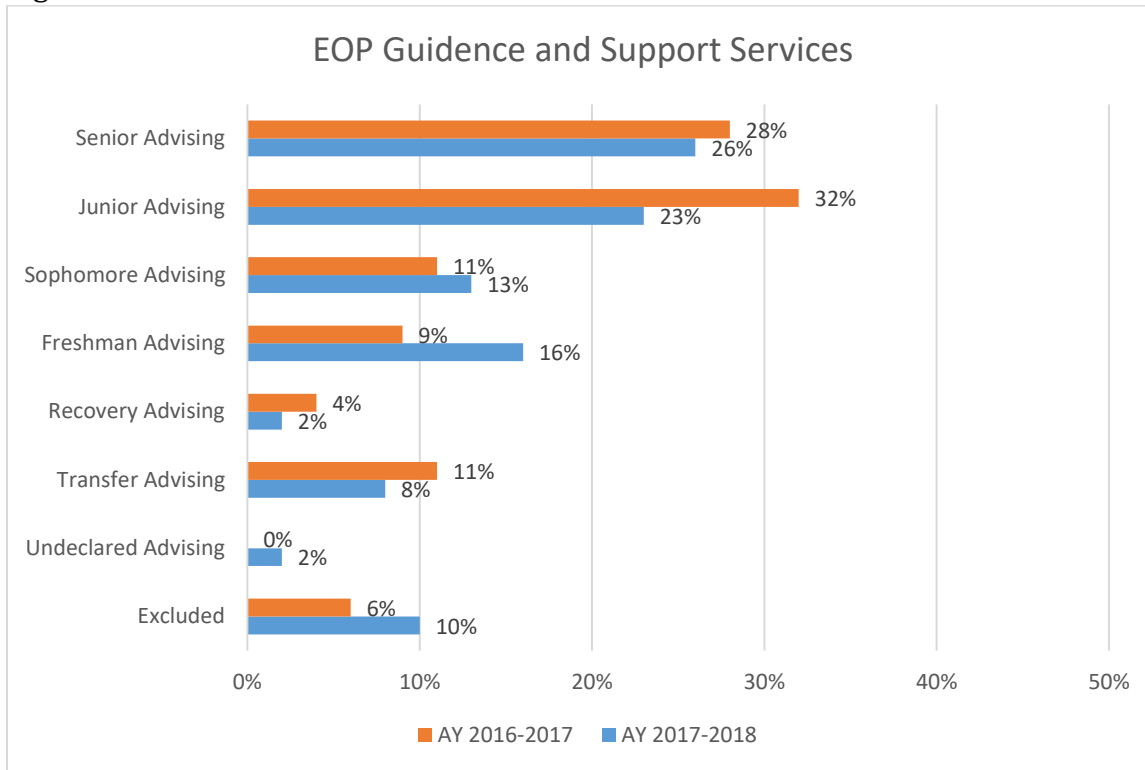
Student Affairs Divisional Goal: Increase graduation rates and decrease time to degree

Baccalaureate Learning Goal: N/A

Standard of Achievement: Maintain or increase the number of students seen during the AY 2017-2018.

Each year that an EOP student is at Sacramento State, advising requirements are strongly enforced. First year students are required to meet with their Instructional Student Assistant (ISA) once during the fall semester. In the spring, EOP counseling staff provides GE counseling to Ethnic Studies 98 students to meet the EOP advising requirement. Second year students are required to complete one advising session per semester. Third year students are required to seek GE advising with one of the EOP counselors or advising staff once per academic year. Fourth year students are required to meet with a major advisor, as well as seek guidance from an EOP counselor on how to apply for graduation or for any assistance before obtaining their degree.

Figure 7



Note: Excluded category includes exempt, graduated, no academic standing, not enrolled, not enrolled but applied, and those with the requirement titled "email contact." Fall 2017 (N=1,533), Spring (N=1,346).

Program Goal 6: EOP students will be in good standing.

University Strategic Goal: Enhance student learning and success

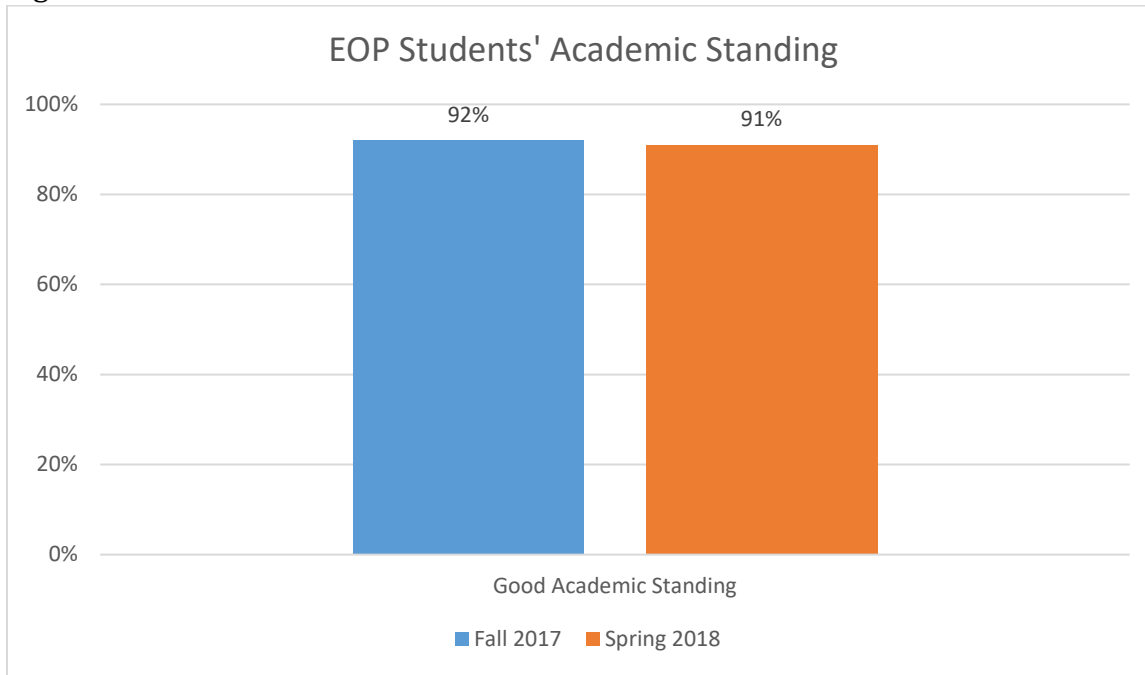
Student Affairs Divisional Goal: Increase graduation rates and decrease time to degree

Baccalaureate Learning Goal: N/A

Standard of Achievement: *Collect baseline data on students' academic standing per semester.*

Figure 8 shows the percentage of students in good academic standing for each semester. During fall 2017, 92% (1,533) of students were in good academic standing. During spring 2018, 91% (1,346) of students were in good academic standing.

Figure 8



Note: Fall 2017 (N=1,533), Spring (N=1,346).

Program Goal 7: EOP students will persist from Fall 2017 to Spring 2018, and from Fall 2017 to Fall 2018.

University Strategic Goal: Enhance student learning and success

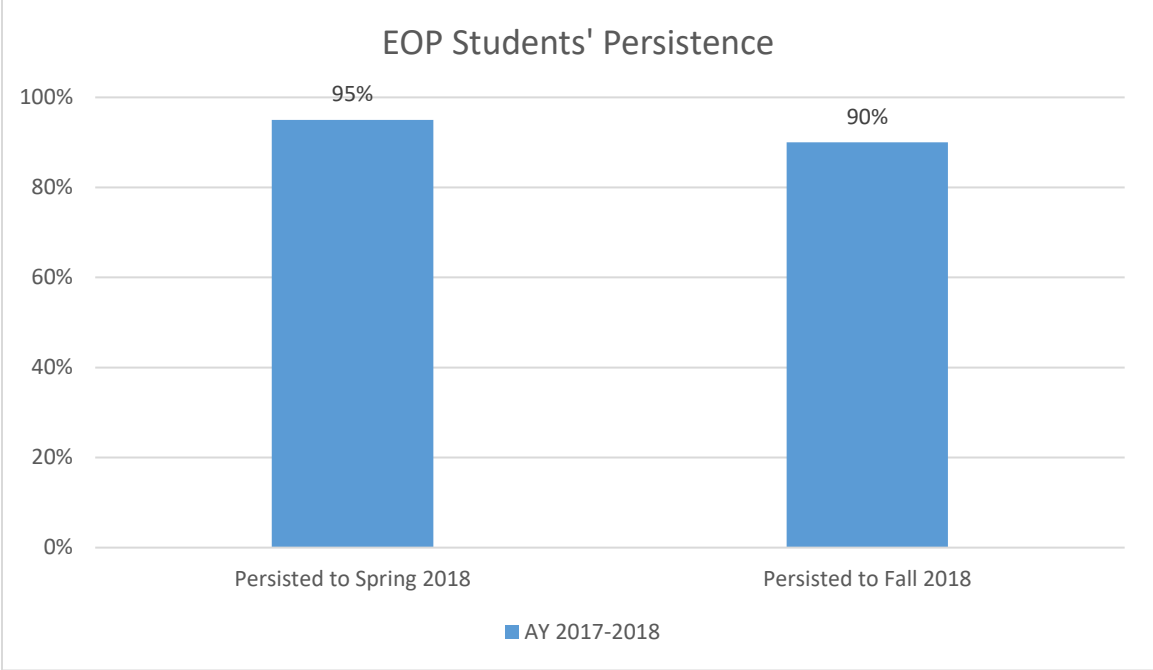
Student Affairs Divisional Goal: Increase graduation rates and decrease time to degree

Baccalaureate Learning Goal: N/A

Standard of Achievement: *Collect baseline data on students' academic persistence rate.*

During fall 2017, 95% of students persisted to spring 2018 and 90% of them persisted to their third semester, fall 2018.

Figure 9



Note: Fall 2017 (N=1,533), Spring (N=1,346).

Appendix A

Department Goals	What will be the standard of performance?	Outcomes
1. EOP will admit 250 freshmen and 200 transfer students to the University.	250 perspective EOP freshmen and 200 perspective EOP transfer students have been admitted to Sac State.	231 first-time freshman and 345 transfer students were admitted.
2. EOP Freshmen who are required to participate in Summer Bridge Academy will pass their Summer Bridge courses.	95% of students will pass their Summer Bridge courses	<p>SBA 2017: 100% of student received credit and 100% of students received C- or better</p> <p>SBA 2018: 99% of students received credit and 100% of students received C- or better</p>
3. Students will feel a sense of belonging and are engaged in campus activities and events.	Maintain or increase the percentage of positive responses on the sense of belonging items in the SBA and Transfer Bridge Program survey	<p>SBA 2017: 61% of students rated that they'd fit in at Sacramento State very well or extremely well for the pre survey and 79% for the post survey</p> <p>SBA 2018: 72% of students rated that they'd fit in very well or extremely well for the pre survey and 76% for the post survey</p> <p>TBP 2017: 63% of students rated that they'd fit in very well or extremely well for the pre survey and 79% for the post survey</p> <p>TBP 2018: 67% of students rated that they'd fit in very well or extremely well for the pre survey and 67% for the post survey</p>

Department Goals	What will be the standard of performance?	Outcomes
4. EOP students will take 15 units or more each semester.	Collect baseline data on students' unit load	AUL for Fall 2017: 14.36 units AUL for Spring 2018: 13.40 units
5. EOP will offer academic guidance and transitional support services to continuing students.	Maintain or increase the number of students seen during the AY 2017-2018	AY 2016-2017: 28% Senior advising, 32% Junior advising, 11% Sophomore advising, 9% Freshman advising, 4% Recovery advising, 11% Transfer advising, and 6% Excluded AY 2017-2018: 26% Senior advising, 23% Junior advising, 13% Sophomore advising, 16% Freshman advising, 2% Recovery advising, 8% Transfer advising, 2% Undeclared advising, and 10% Excluded
6. EOP students will be in good standing.	Collect baseline data on students' academic standing per semester	Fall 2017: 92% of students were in good academic standing Spring 2018: 91% of students were in good academic standing
7. EOP students will persist from Fall 2017 to Spring 2018, and from Fall 2017 to Fall 2018.	Collect baseline data on students' persistence rate	95% of students persisted to the next semester (Spring 2018) 90% of students persisted to the 3rd semester (Fall 2018)