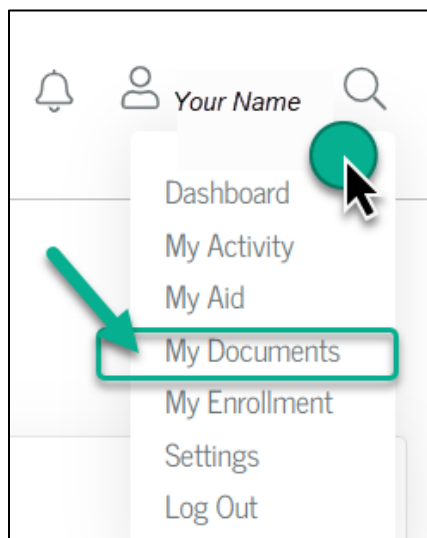


How to View Your Documents & Correspondences on Student Aid

Instructions for Student and Parents (FAFSA)

Account holders will have access to the following records:


- Student Aid Report (SAR) on FAFSA® Application page
 - Loan Counseling
 - Master Promissory Note (MPN)
 - Direct PLUS Loan Application
 - Completed Endorser Addendum
 - TEACH Grant
 - Annual Student Loan Acknowledgment
 - Direct Loan Disclosure Statements
 - TEACH Grant Disclosure Statements
 - PLUS Correspondence
1. Student/Parent will need to log into their own individual accounts at www.studentaid.gov to access their **Dashboard**.
 2. Locate your name on the top right-hand corner of the menu.
 - a. Hover over your name and it will display a drop-down menu.
 - b. Select **My Documents**



3. From the **My Documents** screen, you'll be able to find your *Completed Documents* and *My Correspondences*.
 - a. Use the drop-down menu in each section to locate and view the selected options.

My Documents


Completed Documents → - Select -



Select a document type from the dropdown above.

- *Student Aid Report (SAR) on FAFSA®* Application page
- Loan Counseling
- Master Promissory Note (MPN)
- Direct PLUS Loan Application
- Completed Endorser Addendum
- TEACH Grant
- Annual Student Loan Acknowledgment

My Correspondence → - Select -




Select a document type from the dropdown above.

- Direct Loan Disclosure Statements
- TEACH Grant Disclosure Statements
- PLUS Correspondence

b. Completed processes will be displayed when option is selected, see example below.
Note: No all documents will have a PDF option.


My Correspondence

PLUS Correspondence



PLUS Correspondence
August 24, 2023

Description
Web Request - Credit Acceptance Letter

 View and Print (PDF)

No Records Found:

If a process was not completed from the list of options, there will be no records found when selected.

The screenshot displays two sections of a user interface. The first section, titled "My Documents", has a dropdown menu set to "Master Promissory Note (MPN)". Below the menu, a message states "The PDF version of your MPN is the official document on record." A yellow box with the text "No Records Found" is centered below this message, with a red arrow pointing from the dropdown menu to it. The second section, titled "My Correspondence", has a dropdown menu set to "Direct Loan Disclosure Staten". Below the menu, a message states "Direct Loan Disclosure". A yellow box with the text "No Records Found" is centered below this message, with a red arrow pointing from the dropdown menu to it.